



Western Cape
Government



Cultural Affairs and Sport

Annual Report
2023/2024

Department of Cultural Affairs and Sport

Western Cape Government

Vote 13
Annual Report
2023/2024

Contents

Part A	5
1. Departmental General Information	6
2. List of abbreviations/acronyms.....	7
3. Foreword	11
4. Report of the Accounting Officer	12
5. Statement of Responsibility and Confirmation of Accuracy of the Annual Report....	17
6. Strategic overview	18
6.1. Vision	18
6.2. Mission.....	18
6.3. Values	18
7. Legislative and other Mandates	18
7.1. Constitutional mandates.....	18
7.2. Legislative mandates.....	21
7.3. Policy mandates.....	27
8. Organisational structure	30
9. Entities reporting to the Minister.....	32
Part B	35
1. Auditor-General's Report: Predetermined Objectives	36
2. Overview of Departmental Performance	36
2.1. Service delivery environment	37
2.2. Service Delivery Improvement Plan	46
2.3. Organisational Environment.....	49
2.4. Key policy developments and legislative changes.....	50
3. Achievement of Institutional Impact and Outcomes.....	50
3.1. Significant achievements toward the 2019-24 Medium Term Strategic Framework and Provincial Strategic Plan.....	52
4. Performance Information by Programme	62
4.1. Programme 1: Administration	62
4.2. Programme 2: Cultural Affairs.....	66
4.3. Programme 3: Library and Archives Services.....	78
4.4. Programme 4: Sport and Recreation.....	89
5. Transfer Payments.....	108
5.1. Transfer payments to Public Entities	108

5.2.	Transfer payments to all organisations other than Public Entities.....	110
6.	Conditional Grants	139
6.1.	Conditional Grants and Earmarked Funds paid	139
6.2.	Conditional Grants and Earmarked Funds received	139
7.	Donor Funds	144
8.	Capital Investment.....	145
8.1.	Capital investment, maintenance, and asset management plan	145
Part C	146
1.	Introduction.....	147
2.	Risk Management	147
3.	Fraud and Corruption	151
4.	Minimising Conflict of Interest	152
5.	Code of Conduct.....	153
6.	Health, Safety, and Environmental Issues	153
7.	Portfolio Committees	154
8.	SCOPA Resolutions	154
9.	Prior Modifications to Audit Reports	154
10.	Internal Control.....	154
11.	Internal Audit and Audit Committees.....	155
12.	Audit Committee Report	156
13.	BBBEE Compliance	158
Part D	159
1.	Introduction.....	160
2.	Status Of People Management At The Department	160
2.1.	Departmental Workforce Planning Priorities	160
2.2.	Employee Performance Management	161
2.3.	Employee Wellness.....	162
2.4.	People Management Monitoring	162
3.	People Management Oversight Statistics	163
Part E	190
1.	Irregular, Fruitless and Wasteful Expenditure, Unauthorised Expenditure, and Material Losses	191
1.1.	Irregular expenditure	191
1.2.	Fruitless and wasteful expenditure	195

1.3.	Unauthorised expenditure.....	197
1.4.	Additional disclosure relating to material losses in terms of PFMA Section 40(3)(b)(i) &(iii)	198
2.	Late and/or Non-payment of suppliers	200
2.1.	Procurement by other means.....	200
2.2.	Contract variations and expansion	201
Part F	203
1.	Report of the Auditor General.....	204
2.	Annual Financial Statements	213

Part A

GENERAL INFORMATION



1. Departmental General Information

Western Cape Department of Cultural Affairs and Sport

PHYSICAL ADDRESS	Protea Assurance Building, Greenmarket Square Cape Town 8001
POSTAL ADDRESS	Private Bag X9067, Cape Town 8000
TELEPHONE NUMBER	0860 142 142
FAX NUMBER	021 483 9504
EMAIL ADDRESS	dcas.com@westerncape.gov.za
WEBSITE ADDRESS	www.westerncape.gov.za/dept/cas

2. List of abbreviations/acronyms

AES	Advanced Electronic Signatures
AFS	Annual Financial Statements
AGSA	Auditor-General of South Africa
AO	Accounting Officer
ASP	After School Programme
ATKV	Afrikaanse Taal en Kultuurvereniging
AU	African Union
BBBEE	Broad-Based Black Economic Empowerment
BEE	Black Economic Empowerment
CACNET	Community Arts Centres Network
CATHSSETA	Culture, Arts, Tourism, Hospitality, and Sport Sector Education and Training Authority
CDP	Club Development Programme
CFO	Chief Financial Officer
CoE	Cost of Employees
COMFESA	Choral Music Federation South Africa
COGTA	Department of Cooperative Governance and Traditional Affairs
Covid-19	Corona Virus Disease 2019
CV	Curriculum Vitae
DBE	Department of Basic Education (national department responsible for education)
DEA&DP	Department of Environmental Affairs and Development Planning
DEDAT	Department of Economic Development and Tourism
DCAS	Department of Cultural Affairs and Sport
DISWEC	Disability Sport Western Cape
DSS	Digital Signing Solution
DORA	Division of Revenue Act
DoTP	Department of the Premier
DPSA	Department of Public Service and Administration
DPME	Department of Performance Monitoring and Evaluation in the Presidency
DSAC	Department of Sport, Arts and Culture
DSD	Department of Social Development
EAP	Employee Assistance Programme
ECM	Enterprise Content Management
EE	Employment Equity
EHWP	Employee Health and Wellness Programme
EME	Exempt Micro Enterprise
EPWP	Expanded Public Works Programme
ERM	Enterprise Risk Management
ERMECO	Enterprise Risk Management and Ethics Committee
FFSS	Future Fit Skills Strategy
FMIP	Financial Management Improvement Programme

FTSF	Fiscal Transition Support Facility
G&S	Goods and Services
GG	Government Garage
GMT	Government Motor Transport
GPSSBC	General Public Service Sector Bargaining Council
GRAP	Generally Recognised Accounting Practice
GWM&E System	Government-Wide Monitoring and Evaluation System
HCT	HIV Counselling and Testing
HDI	Historically Disadvantaged Individual
HOD	Head of Department
HPCs	High Performance Centres
HR	Human Resources
HRM	Heritage Resources Management
HS	High School
HWC	Heritage Western Cape
ICAS	Independent Counselling and Advisory Services
ICT	Information and Communication Technology
ICOMOS	International Council on Monuments and Sites
IMAD	Institute for Music and Indigenous Arts Development
IMLD	International Mother Language Day
IT	Information Technology
KKNK	Klein Karoo Nasionale Kunstefees
LISA	Library and Information Science Abstract
LSEN	Learners with Special Educational Needs
MEC	Member of the (Provincial) Executive Council (Provincial Minister)
MIG	Municipal Infrastructure Grant
MOD	Mass participation; Opportunity and access; Development and growth Programme
MTEF	Medium Term Expenditure Framework
MTSF	Medium Term Strategic Framework
NAC	National Arts Council
NDP	National Development Plan
NGO	Non-Governmental Organisation
NHC	National Heritage Council
NHRA	National Heritage Resources Act
NID	National Institute for the Deaf
NRF	National Revenue Fund
NSRP	National Sport and Recreation Plan
NPC	Non-Profit Company
NPO	Non-Profit Organisation
NRD	National Recreation Day
NYDA	National Youth Development Agency
OHS	Occupational Health and Safety

ORW	Other Remunerative Work
PA	Performance Agreement
PAA	Public Audit Act
PanSALB	Pan South African Language Board
PES	Provincial Equitable Share
PERSAL	Personnel Salary System
PFMA	Public Finance Management Act, 1999
PFS	Provincial Fraud Services
PILIR	Policy on Incapacity Leave and Ill-Health Retirement
PLF	Provincial Language Forum
PLC	Provincial Language Committee
PN	Provincial Notice
POCS	Department of Police Oversight and Community Safety
POPIA	Protection of Personal Information Act, 2013
PPE	Personal Protective Equipment
PPF	Project Preparation Facility
PS	Primary School
PSCBC	Public Service Coordinating Bargaining Council
QSM	Qualifying Small Enterprise
RIA	Regulatory Impact Assessment
RLCP	Rural Library Connectivity Programme
RLHR	Resistance and Liberation Heritage Route
RWOPS	Remuneration for Work Outside the Public Service
SA	South Africa/South African
SAFA	South African Football Association
SAHRA	South African Heritage Resources Agency
SANSC	South African National Schools Championship
SANTACO	South African National Taxi Council
SAGNC	South African Geographical Names Council
SAPS	South African Police Services
SARU	South African Rugby Union
SASCOC	South African Sports Confederation and Olympic Committee
SASL	South African Sign Language
SC	Southern Cape
SCM	Supply Chain Management
SCMPP	Siyadlala Community Mass Participation Programme
SCOA	Standard Chart of Accounts
SCOPA	Standing Committee on Public Accounts
SHERQ	Safety Health Environment, Risk and Quality management
SITA	State Information Technology Agency
SLIMS	SITA Library Information Management System
SMME	Small, Micro and Medium Enterprises

SMS	Senior Management Service
SOP	Standard Operating Procedure
SRD	Sport and Recreation Days
SSA	State Security Agency
STAND	Sustaining Theatre and Dance
STIs	Sexually Transmitted Infections
SWD	South Western Districts
TB	Tuberculosis
TWK	Theewaterskloof
UCT	University of Cape Town
UNAIDS	Joint United Nations Programme on HIV/AIDS
UNESCO	United Nations Educational, Scientific and Cultural Organization
VOC	Vereenigde Oost-Indische Compagnie
WC	Western Cape
WECCMA	Western Cape Choral Music Association
WECSA	Western Cape Sport Academy
WCCC	Western Cape Cultural Commission
WCED	Western Cape Education Department
WCG	Western Cape Government
WCLC	Western Cape Language Committee
WPICC	Western Cape Provincial Initiation Coordinating Committee
WCPSC	Western Cape Provincial Sport Confederation
WCSEB	Western Cape Supplier Evidence Bank
WP	Western Province

3. Foreword

The Department of Cultural Affairs and Sport presents this Annual Report for the 2023/24 financial year to demonstrate its ongoing commitment to outstanding service delivery for the people of the Western Cape. The purpose of this report is to afford the provincial legislature and the public at large greater insight into the Department's achievements and the challenges it has faced in terms of operational performance, governance, human resources, and financial management in the year under review.


The Department continued its mission to make the Western Cape the focal point of South African sports and cultural events, which boost economic growth and job creation. Events hosted include build up events for the Netball World Cup 2023, the World Cup itself, the Rugby World Sevens, the Klein Karoo Nasionale Kunstefees, Cape Town Carnival, Woordfees, Suidoosterfees, Prince Albert Journey to Jazz Festival, Langa Marimba Explosion and many more. The Department also continued its support to sport federations and arts and culture organisations across the province. This support enables the development of activities that create a shared future and sense of belonging and give youth a sense of purpose and pathways to productivity.

Services were delivered in all six districts in the Western Cape, with a focus on bringing renewed hope to youth who are despondent in the face of unemployment and social ills. The YearBeyond and MOD programmes played a significant role here, and I salute their efforts.

The Department is working innovatively to build partnerships that enhance the impact and delivery of services to our residents. We are grateful to our ecosystem of partners who have all played their part.

We maintain our focus on the provincial key priorities of wellbeing, jobs and safety when planning and implementing projects. Our mission is to create an environment protecting vulnerable groups, keeping women and children safe, ensuring healthy lifestyles, and promoting creativity and social inclusion.

I thank Premier Alan Winde for his excellent leadership, and for allowing me the opportunity to serve in this portfolio. To all our stakeholders, I appreciate and value your collaboration. I also wish to thank Minister Anroux Marais, who was responsible for this portfolio in the year under review, the Head of Department, Mr Guy Redman, his management team, and all departmental officials for their passion and dedication to making a difference in the lives of the people of the Western Cape.



Ricardo Mackenzie

Western Cape Minister of Cultural Affairs and Sport

4. Report of the Accounting Officer

Overview of the operations of the Department

As the Accounting Officer, I am pleased to present an overview of the Department of Cultural Affairs and Sport's (DCAS) activities and achievements during the fiscal year 2023-2024, in accordance with section 40(1)(d) of the Public Finance Management Act, (PFMA) 1 of 1999.

Throughout this period, our department remained steadfast in its dedication to advancing cultural enrichment and sporting excellence across the province. Our commitment to strategic priorities has been paramount, emphasizing the pivotal role of culture and sport as catalysts for positive change.

In the realm of cultural affairs, we have promoted and contributed to the preservation of the rich cultural heritage of the Western Cape. Through a plethora of events, exhibitions, and educational programmes, we celebrated diversity and fostered cultural understanding. Initiatives such as heritage and cultural festivals, protection of cultural practices, and support for local artists have contributed to the vibrant tapestry of cultural expression within our communities.

Similarly, in our pursuit of sport development, significant strides have been made in enhancing access to sporting facilities, training programmes, and competitive opportunities. Collaborating closely with schools, clubs, and grassroots organisations, we have nurtured talent and promoted healthy lifestyles through participation in various sports disciplines. Notable achievements were witnessed across multiple sporting events at both provincial and national levels, showcasing the dedication and skill of our athletes.

While the provision of sporting facilities is not a Constitutional mandate of DCAS, we acknowledge their vital role in facilitating cultural and sporting activities. Hence, we continued to invest in the maintenance and development of facilities across the province. From upgrading community centres to upgrading sports facilities and constructing new libraries, these efforts aimed to create inclusive spaces catering to the needs of diverse audiences, athletes, and people of the Western Cape.

Moreover, the Department holds oversight responsibilities over three Public Entities: the Western Cape Cultural Commission, the Western Cape Language Committee, and Heritage Western Cape.

The Department also maintained its Unqualified (with no other matters) audit outcome status for the 12th consecutive year.

The integration of the "Managed Network Model" within our operations has enabled us to efficiently and effectively manage and oversee various aspects of service delivery. This structured approach has been particularly crucial in navigating resource limitations while maintaining our objectives.

We express our sincere appreciation to our staff, stakeholders, artists, athletes, and community members for their unwavering support and active engagement. Together, we will continue to harness the power of culture and sport to build a Western Cape that embraces diversity, fosters unity, and thrives on the collective achievements of its people.

Despite our accomplishments, challenges persisted during the fiscal year. Limited funding constrained the scale and scope of our programmes, necessitating strategic prioritization. Addressing these challenges required careful resource management and innovative program delivery approaches, showcasing the resilience and adaptability of our department in adversity.

In conclusion, the fiscal year 2023/24 was characterized by significant achievements and notable challenges for the Department of Cultural Affairs and Sport in the Western Cape. As we reflect on our accomplishments and lessons learned, we remain steadfast in our commitment to promoting cultural enrichment and sporting excellence for the benefit of all the people in the Western Cape.

Overview of the financial results of the Department

Departmental receipts

Programme Name	2023/24			2022/23		
	Estimate (R'000)	Actual amount collected (R'000)	Under/ (Over) collection (R'000)	Estimate (R'000)	Actual amount collected (R'000)	Under/ (Over) collection (R'000)
Sale of goods and services other than capital assets ¹	1 273	754	519	1 180	1 347	(167)
Fines, penalties and forfeits ²	193	316	(123)	55	39	16
Interest, dividends and rent on land					3	(3)
Sale of capital assets	7	7	-		149	(149)
Financial transactions in assets and liabilities ³	4 200	6 107	(1 907)		3 159	(3 159)
Total	5 673	7 184	(1 511)	1 235	4 697	(3 462)

¹ Less revenue collected on entrance fees at the museums due to no entrance fees charged at Bartolomeu Dias Museum during the renovations period that occurred in the year under review.

² The over collection is due to penalties that could not be collected in the previous financial year due to the SITA Library Information Management System (SLIMS) crash and was collected during the reporting period. The over collection of revenue includes revenue related to one official who forfeited the Government Employees Housing Scheme (GEHS) capital contribution which was paid back to the department.

³ Over collection relates to previous financial years' unspent funds returned due to certain Municipalities that could not spend funds relating to Public Library staff salaries which resulted from posts vacated during the 2022/23 financial year. Municipalities affected are Stellenbosch Municipality, Beaufort West Municipality, Cederberg Municipality, Mossel Bay Municipality and Theewaterskloof Municipality.

In the Sport and Recreation area, funds were returned to the department from Prince Albert Municipality who could not secure further co-funding for the Multipurpose Sports Centre Project and thus decided to return the funds. Matzikama Municipality did not secure permission from the National Government for the building of netball courts in the identified area and could not spend the funds, hence the funds were returned to the department.

Programme Expenditure

Programme Name	2023/24			2022/23		
	Final Appropriation (R'000)	Actual Expenditure (R'000)	(Over)/Under Expenditure (R'000)	Final Appropriation (R'000)	Actual Expenditure (R'000)	(Over)/Under Expenditure (R'000)
Administration	68 644	67 955	689	68 960	68 951	9
Cultural Affairs	139 488	138 921	567	136 132	129 511	6 621
Library and Archive Services	436 212	425 698	10 514	440 018	431 738	8 280
Sport and Recreation	243 946	241 628	2 318	293 357	286 587	6 770
Total	888 290	874 202	14 088	938 467	916 787	21 680

The under expenditure relates to:

- A delay in the filling of posts [(Compensation of Employees (CoE)] due to the DPSA Directive on the implementation of control measures: Fiscal sustainability when creating and filling vacant posts in Departments. The directive applied to all requests to create and fill posts not yet approved on 17 October 2023. It required all vacant funded post to be subjected to an approval process based on motivation against set criteria and the approval of which had to receive concurrence by the Premier;
- Library books purchased, which could not be delivered by 31 March 2024 (Goods and Services). A request to roll the funds over to the 2024/25 financial year was submitted to Provincial Treasury;
- Delays with the procurement of projects relating to a Digital Signing Solution (DSS) for the My Content (an Enterprise Content Management (ECM) system) which was facilitated by the State Information Technology Agency (SITA). The ECM Comprehensive Rollout was delayed as a suitable service provider could not be found (Goods and Services). In addition, security services were terminated for three MOD Centres (Shared Facilities) due to non-performance of the security company (Goods and Services). A request to reallocate the funds in the 2024/25 financial year was submitted to Provincial Treasury.

Virements/roll overs

Virements:

From Programme	Standard Item	Amount R'000	To Programme	Standard Item	Amount R'000
Programme 1	Current Payments (G&S)	-2,088	Programme 2	Transfers & Subsidies (Dep Agency Acc)	1,500
				Transfers & Subsidies NPI	588
Programme 3	Transfers & Subsidies NPI	-30	Programme 2	Transfers & Subsidies NPI	50
	Payments for Capital Assets	-20			
Programme 4	Current Payments (G&S)	-1,214	Programme 2	Current Payments (G&S)	232
				Transfers & Subsidies NPI	982
Total		-3 352	Total		3 352

The virements to Programme 2 relates to:

- funds allocated to the Western Cape Cultural Commission for loadshedding mitigation for the Cultural Facilities. The operations of the Cultural Facilities were severely affected by loadshedding limiting their ability to continue their operations uninterrupted.
- Additional funds were transferred in respect of the Artists in Schools programme that aims to unlock learner creativity through reprioritisation.
- Funding was allocated to Province-aided and Local Museums for loadshedding mitigation equipment, as the Museums need backup power systems, to ensure the continued security and controlled access to collections and exhibitions.

Roll overs:

The Department submitted a request to Provincial Treasury to approve the rollover of committed expenditure relating to Library Services, mainly due to the delays in delivering library material (books). A request for the reallocation of funds, in respect of a Digital Signing Solution (DSS), the MyContent (an Enterprise Content Management (ECM) system) comprehensive roll-out, and the shared facilities was submitted to Provincial Treasury.

Unauthorised, fruitless and wasteful expenditure

The Department did not incur any unauthorised, fruitless, or wasteful expenditure for the period under review.

Future plans of the Department

During 2024/25, the Department will be compiling a new five-year strategic plan.

Public Private Partnerships

None.

Discontinued activities/activities to be discontinued

No activities were discontinued during the year under review.

New or proposed activities

No new activities were introduced during the year under review.

Supply Chain Management

No unsolicited bid proposals were entered into during the year under review.

SCM processes and systems are in place to prevent irregular expenditure.

There were no major challenges experienced in SCM during the year under review.

Gifts and Donations received in kind from non-related parties

Refer to Annexure 1E in the Annual Financial Statements.

Exemptions and deviations received from the National Treasury

No exemptions or deviations were received from National Treasury during the year under review.

Events after the reporting date

None.


Conclusion

In conclusion, I would like to acknowledge the work of the Auditor-General of South Africa, who conducted an audit of the Annual Financial Statements and performance information. I extend my appreciation to the Audit Committee which provided a critical appraisal of the Annual Report.

I also want to acknowledge the contribution of our stakeholders in civil society, inter-governmental structures and our other spheres of government for their continued support.

I would like to take this opportunity to express my sincere appreciation to the entire team DCAS for their support through the year on the road to recovery and improved service delivery for the people of the Western Cape. The progress we have made would not have been possible without their hard work and dedication.

Finally, I would like to acknowledge the role and support of DCAS Minister, in the year under review, Ms Anroux Marais for her strategic direction, guidance, and unwavering support for the work of this department.



Guy Redman
Accounting Officer
Department of Cultural Affairs and Sport
31 August 2024

5. Statement of Responsibility and Confirmation of Accuracy of the Annual Report

To the best of my knowledge and belief, I confirm the following:

1. All information and amounts disclosed throughout the Annual Report are consistent.
2. The Annual Report is complete, accurate and is free from any omissions.
3. The Annual Report has been prepared in accordance with the guidelines on the annual report as issued by National Treasury.
4. The Annual Financial Statements (Part F) have been prepared in accordance with the modified cash standard and the relevant frameworks and guidelines issued by the National Treasury.
5. The Accounting Officer is responsible for the preparation of the Annual Financial Statements and for the judgements made in this information.
6. The Accounting Officer is responsible for establishing and implementing a system of internal control that has been designed to provide reasonable assurance as to the integrity and reliability of the performance information, the human resources information and the Annual Financial Statements.
7. The external auditors are engaged to express an independent opinion on the annual financial statements.

In my opinion, this Annual Report fairly reflects the operations, the performance information, the human resources information and the financial affairs of the Department of Cultural Affairs and Sport for the financial year ended 31 March 2024.

Yours faithfully



Accounting Officer

Guy Redman

31 August 2024

6. Strategic overview

6.1. Vision

A socially inclusive, creative, active, and connected Western Cape.

6.2. Mission

We encourage excellence and inclusiveness in sport and culture through the effective, efficient, and sustainable use of our resources, and through creative partnerships with others. In moving to excellence, we will create the conditions for access and mass participation, talent identification and skills development.

6.3. Values

Caring, Competence, Accountability, Integrity, Innovation and Responsiveness.

7. Legislative and other Mandates

The Department regards as binding the legislative mandate on which its overall functioning is based, notably efficient, equitable and accessible service delivery, based on the national government's White Paper on Transforming Public Service Delivery, the Batho Pele Initiative. DCAS operates within the legislative and policy mandates described in the tables below:

7.1. Constitutional mandates

Section	Description
Constitution of the Republic of South Africa, 1996	
Section 6(3), (4) and (5): Language	The Western Cape Government (WCG) must, by legislative and other measures, regulate and monitor its use of official languages. All official languages must enjoy parity of esteem and must be treated equitably. The Western Cape Language Committee (WCLC) and DCAS collaborate with the Pan South African Language Board to promote the three official languages of the province and create conditions for the development and use of the Khoi, Nama and San languages and South African Sign Language. The WCLC, and DCAS have a responsibility for monitoring and evaluating the implementation of the Western Cape Language Policy, adopted in 2001, and must report to the Western Cape Provincial Parliament on this mandate at least once a year. DCAS has oversight of the WCLC and provides the Committee with administrative and financial support.
Section 30: Language and culture	DCAS facilitates opportunities for the people of the Western Cape to exercise their language and cultural rights through the programmes and projects that it presents and supports.

Section	Description
Section 31: Cultural, religious, and linguistic communities	DCAS must ensure that its programmes and projects respect the cultural and linguistic diversity of the population of the Western Cape.
Section 41: Principles of cooperative government and intergovernmental relations	DCAS cooperates with all spheres of government. In terms of its specific mandates, DCAS works in close cooperation with the national Department of Arts and Culture (DAC) and Sport and Recreation South Africa (SRSA, the national department responsible for sport and recreation); national and provincial public entities; and municipalities in the Western Cape.
Section 156(4): Assignment of powers	<p>DCAS must assign or delegate to a municipality, by agreement and subject to any relevant conditions, the administration of a matter listed in Part A of Schedule 4 or Part A of Schedule 5 which necessarily relates to local government, if—</p> <ol style="list-style-type: none"> 1. that matter would most effectively be administered locally; and 2. the municipality has the capacity to administer it. <p>DCAS is facilitating the rendering of public library services, which local government considers to be an unfunded mandate. These services are being rendered in cooperation with the National Treasury and the national Department of Arts and Culture through the Conditional Grant for Community Libraries, with further support from Provincial Treasury Municipal Replacement Funding.</p>
Schedule 4: Functional Areas of Concurrent National and Provincial Legislative Competence	<p>Cultural matters:</p> <ul style="list-style-type: none"> • DCAS works closely with DAC and associated organs of state regarding concurrent arts, culture, and heritage matters. <p>Language policy and the regulation of official languages to the extent that the provisions of Section 6 of the Constitution expressly confer upon the Western Cape Provincial Parliament legislative competence:</p> <ul style="list-style-type: none"> • DCAS works closely with DSAC and associated organs of state regarding language policy matters.
Schedule 5: Functional Areas of Exclusive Provincial Legislative Competence	<p>Archives other than national archives:</p> <ul style="list-style-type: none"> • DCAS is mandated to draft provincial legislation regarding archives other than national archives and to manage its implementation. The Department is responsible for the Western Cape Archives and Records Service. <p>Libraries other than national libraries:</p> <ul style="list-style-type: none"> • DCAS is mandated to draft provincial legislation regarding libraries other than national libraries and to manage its implementation. The Department is responsible for rendering the Western Cape Library Service and for working closely with local authorities to render a public library and information service. <p>Museums other than national museums:</p> <ul style="list-style-type: none"> • DCAS is mandated to draft exclusive provincial legislation regarding museums other than national museums and to manage its implementation. The Department is responsible for rendering the provincial Museum Service, for working closely with affiliated museums and for supporting these museums. <p>Provincial cultural matters (including heritage resource management and geographical names):</p> <ul style="list-style-type: none"> • DCAS provides Heritage Western Cape (HWC) – the provincial heritage resources authority appointed in terms of the National Heritage Resources Act, 1999 (NHRA), with personnel and other shared financial and administrative support to execute and administer its legal mandate. The MEC (Member of the [Provincial] Executive Council) appoints the Council of HWC and is the appointed heritage appeals authority for the Western Cape. • DCAS provides professional and other support to the Western Cape Provincial Geographical Names Committee (WCPGNC) in order to facilitate public consultation regarding the standardisation of, and

Section	Description
	<p>changes to, geographical names. Once consultation is complete, the provincial Committee makes recommendations to the South African Geographical Names Council.</p> <p>Sport, recreation, and amenities:</p> <ul style="list-style-type: none"> DCAS is mandated to help to create an enabling environment for provincial sport and recreational activities.
Section 195: Basic values and principles governing public administration	DCAS officials must adhere to the provisions of section 195, which provides a description of the democratic values and principles governing public administration. Section 195(1)(b) requires the promotion of the efficient, economic, and effective use of resources. This implies that programmes undertaken in the public sector should yield maximum benefits at the lowest possible cost.
Sections 92 and 133	<p>Section 92 provides that members of the Cabinet are accountable collectively and individually to Parliament for the exercise of their powers and the performance of their functions, and that they must provide Parliament with full and regular reports on matters under their control.</p> <p>Section 133 provides that MECs of a province are accountable collectively and individually to the provincial legislature for the exercise of their powers and the performance of their functions, and that they must provide the legislature with full and regular reports on matters under their control.</p>
Section 217	Section ("s") 217 of the Constitution governs procurement, directing that: "When an organ of state in the national, provincial or local sphere of government, or any other institution identified in national legislation, contracts for goods or services, it must do so in accordance with a system which is fair, equitable, transparent, competitive and cost-effective."

Constitution of the Western Cape, 1998

Section 5	<p>For the purposes of the Western Cape Government:</p> <ul style="list-style-type: none"> the official languages Afrikaans, English and isiXhosa are to be used; and these languages enjoy equal status. <p>The WCG must, through legislative and other measures, regulate and monitor its use of Afrikaans, English and isiXhosa.</p> <p>The WCG must take practical and positive measures to elevate the status and advance the use of those indigenous languages of the people of the Western Cape whose status and use have historically been diminished.</p>
Section 70	<p>Provincial legislation must provide for the establishment and reasonable funding, within the Western Cape Government's available resources, of a cultural council or councils for a community or communities in the province which share a common cultural and language heritage.</p> <p>Registration of and support to cultural councils:</p> <ul style="list-style-type: none"> The Western Cape Cultural Commission (WCCC) is tasked with the registration of, and support to, registered cultural councils. DCAS has oversight of the WCCC and provides the Commission with administrative and financial support.
Section 81	<p>The Western Cape Government must adopt and implement policies actively to promote and maintain the welfare of the people of the province, including policies aimed at achieving:</p> <ul style="list-style-type: none"> the promotion of respect for the rights of cultural, religious, and linguistic communities in the Western Cape; the protection and conservation of the natural historical, cultural historical, archaeological, and architectural heritage of the Western Cape for the benefit of present and future generations. The promotional development and enhancement of the youth. <p>DCAS implements specific policies to support these provisions.</p>

Section	Description
Section 82	The directive principles of provincial policy in Chapter 10 (section 81) guide the Western Cape Government when it makes and applies laws.

7.2. Legislative mandates

National Legislation	Reference	Description
Public Finance Management Act, 1999	Act 1 of 1999	The Public Finance Management Act (PFMA): <ul style="list-style-type: none"> regulates financial management in national and provincial governments, listed public entities, constitutional institutions and provincial legislatures; ensures that all revenue, expenditure, assets, and liabilities of these institutions are managed efficiently and effectively; defines the responsibilities of persons entrusted with financial management in these bodies.
Public Service Act, 1994 (as amended by, <i>inter alia</i> , the Public Service Amendment Act, 2007)	Proclamation 103, <i>Government Gazette</i> 15791, 3 June 1994 and Act 30 of 2007	This Act makes provision for the organisation and administration of DCAS, the regulation of the conditions of employment, terms of office, discipline, retirement and discharge of members of the public service, and related matters.
Division of Revenue Act (annual)	There is a new Act every year.	Every year, the Division of Revenue Act (DORA): <ul style="list-style-type: none"> provides for the equitable division of revenue raised nationally among the national, provincial, and local spheres of government; determines each province's equitable share of the provincial share of that revenue; and makes allocations to provinces, local government, or municipalities from the national government's share of that revenue, subject to conditions. DCAS receives Conditional Grants from national government and is responsible for the management of these funds.
Preferential Procurement Policy Framework Act (PPPFA)	Act 5 of 2000	The PPPFA was introduced to give effect to the economic empowerment objectives of the Constitution and is closely allied with the Broad-Based Black Economic Empowerment Act, 2003 (Act 53 of 2003) ("B-BEEA"). <p>S. 217(2) of the Constitution determines that:</p> <p>"(2) Subsection (1) does not prevent the organs of state or institutions referred to in that subsection from implementing a procurement policy providing for-</p> <ul style="list-style-type: none"> – categories of preferences in the allocation of a contract; or – the protection or advancement of persons, or categories of persons, disadvantaged by unfair discrimination.
Preferential Procurement Policy Framework Regulations as amended	As amended 2022	The PPR 2022 adds measurable, implementable procedures to give effect to the principles of the PPPFA. It sets out the formulas for the preferential procurement point system and stipulates the rules and procedures governing the preference categories that might be claimed.

National Legislation	Reference	Description
		<p>The preferential procurement point system is divisible into two categories. Each will be explained in turn. They are: - 80/20 for bids from R2 001 and up to R50 million; and - 90/10 for bids above R50 million.</p> <p>80/20 Preference Point System This system applies to all bids with a value equal to, or above, R2 000, and up to a value of R50 million (all applicable taxes included). A score out of 80 points is allocated for price and a score out of 20 points is allocated for Broad-Based Black Economic Empowerment ("B-BBEE") status level. The points scored must be added together and the contract awarded to the tenderer who scores the highest number of points.</p> <p>The 90/10 Preference Point System This system applies to all bids with a Rand value above R50 million (all applicable taxes included). A score out of 90 points is allocated for price and a score out of 10 points is allocated for B-BBEE status level. The points scored must be added together and the contract awarded to the tenderer who scores the highest number of points.</p>
Broad-Based Black Economic Empowerment	Act 53 of 2003	<p>To establish a legislative framework for the promotion of black economic empowerment; To empower the Minister to issue codes of good practice and to publish transformation charters; To establish the Black Economic Empowerment Advisory Council; and To provide for matters connected therewith.</p>
State Information Technology Agency Act	Act 88 of 1998	<p>SITA establishes the State Information Technology Agency ("the Agency"). The Agency is responsible for the provision of information technology services to the public service administration. The Department must procure all information technology goods and services either from, or through, the Agency.</p>
State Information Technology Agency Amendment Act	Act 38 of 2002	<p>To amend the State Information Technology Agency Act, 1998, so as to alter certain definitions, to define other expressions, to delete certain definitions and to substitute obsolete references, and other amendments including to repeal provisions that became obsolete because of the Public Finance Management Act, 1999.</p>
Promotion of Access to Information Act, 2000	Act 2 of 2000	<p>This Act gives effect to the right to have access to records held by the state, government institutions and private bodies. Among other things, DCAS and every other public and private body must:</p> <ul style="list-style-type: none"> • compile a manual that explains to members of the public how to lodge an application for access to information that the body holds; • appoint an information officer to consider requests for access to information held by the body.
Promotion of Administrative Justice, 2000	Act 3 of 2000	<p>This Act:</p> <ul style="list-style-type: none"> • sets out the rules and guidelines that administrators must follow when making decisions; • requires administrators to inform people about their right to review or appeal and their right to request reasons; • requires administrators to give reasons for their decisions;

National Legislation	Reference	Description
		<ul style="list-style-type: none"> gives members of the public the right to challenge the decisions of administrators in court.
Protection of Personal Information Act	Act 4 of 2013	<p>The Act promotes the protection of personal information processed by public and private bodies; to introduce certain conditions so as to establish minimum requirements for the processing of personal information. In addition, the Act provides for the establishment of an Information Regulator to exercise certain powers and to perform certain duties and functions in terms of this Act and the Promotion of Access to Information Act, 2000.</p> <p>The Act further provides for the issuing of codes of conduct; for the rights of persons regarding unsolicited electronic communications and automated decision making; to regulate the flow of personal information across the borders of the Republic; and to provide for matters connected therewith.</p>
Cultural Institutions Act, 1998	Act 119 of 1998	DCAS must liaise and cooperate with nationally declared cultural institutions regarding arts, culture, and heritage matters.
Cultural Promotion Act, 1983	Act 35 of 1983	This legislation was assigned to the Western Cape and DCAS is responsible for complying with the provisions of the Act.
Cultural Affairs Act (House of Assembly), 1989	Act 65 of 1989	This legislation was assigned to the Western Cape and DCAS is responsible for complying with the provisions of the Act.
National Archives and Records Service of South Africa Act, 1996	Act 43 of 1996	DCAS is responsible for the nomination of a Western Cape provincial representative to serve on the National Archives Advisory Council. The Department is also responsible for meeting the national norms and standards established under this Act.
National Arts Council Act, 1997	Act 56 of 1997	DCAS is responsible for the nomination of a Western Cape provincial representative to sit on the National Arts Council (NAC), for cooperating and coordinating with NAC, and for administering NAC funding for the development of arts and culture in the Western Cape.
National Heritage Council Act, 1999	Act 11 of 1999	DCAS is responsible for the nomination of a Western Cape provincial representative to sit on the National Heritage Council (NHC), and for cooperating with and coordinating activities related to funding and projects that the NHC is conducting in the Western Cape.
National Heritage Resources Act, 1999	Act 25 of 1999	<p>DCAS ensures compliance with the NHRA by overseeing the nomination of a Western Cape provincial representative, preferably a member of the Council of Heritage Western Cape, to sit on the Council of the South African Heritage Resources Agency (SAHRA).</p> <p>DCAS also ensures compliance with the requirement that the MEC must appoint a Council for HWC, the provincial heritage resources authority appointed in terms of the NHRA. The Department is responsible for liaising and cooperating with SAHRA, HWC and municipalities regarding the management of heritage resources. DCAS also assists the MEC when appeals have been lodged with him or her against decisions of HWC.</p>
Pan South African Language Board Act, 1995	Act 59 of 1995	Among other things, this Act requires the Pan South African Language Board (PanSALB) to establish a provincial language committee (PLC) in every province. A PanSALB Western Cape PLC was established in August 2019.

National Legislation	Reference	Description
South African Geographical Names Council Act, 1998	Act 118 of 1998	DCAS is responsible for complying with the provisions in this Act to nominate a Western Cape provincial representative to sit on the South African Geographical Names Council; to research geographical names in the Western Cape; to ensure standardisation; and, where necessary, to facilitate public consultation regarding proposed changes to these names. The Department provides professional and other support to the Western Cape Provincial Geographical Names Committee. Once consultation is complete, the WCPGNC makes recommendations to the South African Geographical Names Council.
World Heritage Convention Act, 1999	Act 49 of 1999	DCAS is responsible for appointing a Western Cape provincial representative to sit on the South African World Heritage Advisory Committee. The Department is also responsible for complying with the provisions of the Act and the World Heritage Convention regarding the nominations of potential sites for the South African Tentative List, and the nomination of sites on the South African Tentative List for the attention of UNESCO's World Heritage Committee.
National Sport and Recreation Act, 1998	Act 110 of 1998	The Act provides for the promotion and development of sport and recreation and coordination of relationships between SASCOC (the South African Sports Confederation and Olympic Committee), SRSA, sport federations, sport councils and other agencies. The Act further provides measures aimed at correcting imbalances in sport and recreation; promoting equity and democracy in sport and recreation; and providing dispute resolution mechanisms in sport and recreation.
Safety at Sports and Recreational Events Act, 2010 (SASREA)	Act 2 of 2010	To provide for measures to safeguard the physical wellbeing and safety of persons and property at sports, recreational, religious, cultural, exhibition, organisational or similar events held at stadiums, venues or along a route; to provide for the accountability of event role-players; to provide for certain prohibitions; to provide for the risk categorisation of events; to provide for the establishment of measures to deal with safety and security at events; to provide for accreditation of role-players at events; to provide for event ticketing; to provide for the control of access of spectators and vehicles at events; to provide for the issuing of safety certificates for planned or existing stadiums or venues; to provide for the contents of safety certificates and amendments to safety certificates; to provide for appointment of inspectors and their powers of entry and inspection; to provide for the deployment of security services; to provide for spectator exclusion notices; to provide for prohibition notices; to provide for the establishment of an Appeal Board and for appeals; to provide for public liability insurance for events; to provide for payment of fees; to provide for offences and penalties; and to provide for matters connected therewith.
Traditional and Khoi-San Leadership Act, 2019	Act 23 of 2019	The Act provides for: <ol style="list-style-type: none"> 1. the recognition of Traditional and Khoi-San communities, leadership positions and for the withdrawal of such recognition. 2. the functions and roles of Traditional and Khoi-San leaders. 3. the recognition, establishment, functions, roles, and administration of kingship or queenship councils, principal traditional councils, traditional councils, Khoi-

National Legislation	Reference	Description
		<p>San councils and traditional sub-councils, as well as the support to such councils.</p> <ol style="list-style-type: none"> 4. the establishment, composition and functioning of the National House of Traditional and Khoi-San Leaders. 5. establishment of provincial houses of Traditional and Khoi-San leaders. 6. the establishment and composition of local houses of Traditional and Khoi-San leaders. 7. the establishment and operation of the Commission on Khoi-San Matters. 8. a code of conduct for members of the National House, provincial houses, local houses and all Traditional and Khoi-San councils; and 9. regulatory powers of the Minister and Premiers.
Customary Initiation Act, 2021	Act 2 of 2021	<p>The Customary Initiation Act 2 of 2021 intends:</p> <ol style="list-style-type: none"> 1. to provide for the effective regulation of customary initiation practices; 2. to provide for the establishment of a National Initiation Oversight Committee and Provincial Initiation Coordinating Committees and their functions; 3. to provide for the responsibilities, roles and functions of the various role-players involved in initiation practices as such or in the governance aspects thereof; 4. to provide for the effective regulation of initiation schools; 5. to provide for regulatory powers of the Minister and Premiers; 6. to provide for the monitoring of the implementation of this Act; 7. to provide for provincial peculiarities; 8. to provide for matters connected therewith.
Constitution Eighteenth Amendment Act, 2023	Act 3 of 2023	<p>The Act amends section 6 of the Constitution of the Republic of South Africa, 1996, by the addition of South African Sign Language as one of the official languages of South Africa.</p>

Provincial Legislation	Reference	Description
Western Cape Provincial Languages Act, 1998	Act 13 of 1998 (Western Cape)	<p>The Western Cape Language Committee established by this Act must, among other things:</p> <ul style="list-style-type: none"> • monitor the use of Afrikaans, English and isiXhosa by the Western Cape Government; • make recommendations to the MEC and the Provincial Parliament on proposed or existing legislation, practice and policy dealing directly or indirectly with language in the Western Cape; • actively promote the principle of multilingualism; • actively promote the development of previously marginalised indigenous languages; • advise the MEC and the Western Cape Cultural Commission on language matters in the Province; and • advise PanSALB on language matters in the Western Cape. <p>DCAS has oversight of the WCLC and provides this Committee with administrative and financial support.</p>

Provincial Legislation	Reference	Description
Western Cape Cultural Commission and Cultural Councils Act, 1998	Act 14 of 1998 (Western Cape)	This Act establishes the Western Cape Cultural Commission to, among other things, consider the registration and deregistration of cultural councils representing communities sharing a common cultural and language heritage. The WCCC may also make recommendations on the following: <ul style="list-style-type: none"> the visual, performing and literary arts; the natural and human sciences; cultural history; the cultural awareness and cultural involvement of youth. DCAS has oversight of the WCCC and provides the Commission with administrative and financial support.
Western Cape Heritage Resource Management Regulations, 2002	PN 336 of 25 October 2002	DCAS has oversight of Heritage Western Cape – the provincial heritage resources authority appointed in terms of the NHRA – and provides HWC with administrative and financial support. The MEC is responsible for establishing the authority and for appointing a Council for each successive term of office.
Western Cape Heritage Resource Management Regulations, 2003	PN 298 of 29 August 2003	DCAS has oversight of Heritage Western Cape – the provincial heritage resources authority appointed in terms of the NHRA – and provides HWC with administrative and financial support. The MEC is responsible for establishing the authority and for appointing a Council for each successive term of office.
Provincial Archives and Records Service of the Western Cape Act, 2005	Act 3 of 2005 (Western Cape)	This Act establishes the Provincial Archives and Records Service of the Western Cape to preserve public and non-public records of enduring value for use by the public and the State; to make such records accessible; and to promote their use by the public.
Museums Ordinance, 1975	Ordinance 8 of 1975 (Cape Province)	DCAS is responsible for compliance with the provisions of this Ordinance in as far as it affects affiliated provincial, province-aided and local museums in the Western Cape. New provincial museum legislation is being drafted in consultation with relevant stakeholders.
Oude Kerk Volksmuseum Van 't Land van Waveren (Tulbagh) Ordinance, 1979	Ordinance 11 of 1979 (Cape Province)	DCAS is responsible for the execution of and compliance with the provisions of this Ordinance to govern the affairs of the Oude Kerk Volksmuseum in Tulbagh.
Western Cape Museums Ordinance Amendment Act	Ordinance 2 of 2021	DCAS is responsible for compliance with the provisions of this Ordinance in as far as it affects affiliated provincial, province-aided and local museums in the Western Cape.
Provincial Library Service Ordinance, 1981	Ordinance 16 of 1981 (Cape Province)	DCAS is responsible for the execution of and compliance with the provisions of this Ordinance in respect of provincial libraries in the Western Cape.

7.3. Policy mandates

Policy	Description
National policies	
National Treasury Regulations (2005)	<p>The NTRs were intended to support the PFMA by creating detail and direction for its implementation. This extends to procurement. Section 76(4)(c) of the PFMA determines that:</p> <p><i>“The National Treasury may make regulations or issue instructions applicable to all institutions to which this Act applies concerning-</i></p> <p><i>(c) the determination of a framework for an appropriate procurement and provisioning system which is fair, equitable, transparent, competitive, and cost-effective”</i></p> <p>In turn, Regulation (“r”) 16A of the NTR regulates procurement through supply chain management.</p> <p>In terms of r. 16A 3.1:</p> <p><i>“The Accounting Officer or accounting authority of an institution must develop and implement an effective and efficient supply chain management system in his or her institution for –</i></p> <p><i>the acquisition of goods and services; and</i></p> <p><i>the disposal and letting of state assets, including the disposal of goods no longer required.”</i></p> <p>r. 16A3.2 additionally reminds readers that it is rooted within a wider web of laws, and must be read contextually with those:</p> <p><i>“A supply chain management system referred to in paragraph 16A3.1 must –</i></p> <ul style="list-style-type: none"> <i>– be fair, equitable, transparent, competitive, and cost effective;</i> <i>– be consistent with the Preferential Procurement Policy Framework Act, 2000 (Act 5 of 2000);</i> <i>– be consistent with the Broad Based Black Economic Empowerment Act, 2003 (Act 53 of 2003); and</i> <i>– provide for at least the following:</i> <ul style="list-style-type: none"> • demand management; • acquisition management; • logistics management; • disposal management; • risk management; and • regular assessment of supply chain performance.”
Revised White Paper on Art, Culture and Heritage (2018)	This policy provides a framework for national and provincial policy on arts, culture, heritage, library, and archive services.
National Language Policy Framework (2003)	This document provides a national framework for the application of the provisions of the Constitution and legislative mandates to all organs of state, including DCAS. It also sets out principles and implementation strategies to be followed.
National Records Management Policy (Records Management Policy Manual, 2007)	This document regulates the specific parameters within which governmental bodies should operate regarding the management of their records and how DCAS should oversee the records management of governmental bodies in the Western Cape.
Managing Electronic Records in	This policy provides guidance to governmental bodies to assist them to comply with legislative requirements regarding electronic records as an

Policy	Description
Governmental Bodies: Policy, Principles and Requirements (2006)	integral part of records resource management. DCAS must comply with the prescribed applicable national and international standards in respect of hardware, software and storage media for archival preservation.
National Sport and Recreation Indaba Declaration (2011)	This requires DCAS to align its key objectives with the strategic thrust of the declaration which sets out the vision for sport and recreation .
National Sport and Recreation Plan (2012)	The National Sport and Recreation Plan (NSRP) sets out the vision for sport and recreation in South Africa.
National White Paper on Sport and Recreation (2012)	This policy highlights the following imperatives: <ol style="list-style-type: none"> 1. increasing the levels of participation in sport and recreation; 2. raising sport's profile in the face of conflicting priorities; 3. maximising the probability of success in major events; 4. placing sport at the forefront of efforts to reduce crime. The overall responsibility for sport and recreation resides with SRSA.
Safeguarding policy against harassment and abuse in all sport (2019)	The purpose of the SASCOG Safeguarding Policy is to ensure that athletes and others taking part in sport can do so without fear of harassment or abuse.
Policy Framework for the Government-wide Monitoring and Evaluation Policy System (2007)	The aim of the Government-wide Monitoring and Evaluation (GWM&E) System is to contribute to improved governance and to enhance the effectiveness of public sector organisations and institutions. This document provides the overarching policy framework for monitoring and evaluation (M&E) in South Africa. It promotes results-based management.
Green Paper on Performance Management Monitoring and Evaluation (2009)	This document aims to enable government officials and the executive authority to focus on achieving the outcome and output measures contained in the Medium-Term Strategic Framework (MTSF). It is intended to promote good departmental and individual performance at all levels.
Guidelines for National and Provincial Departments for the Preparation of an M&E Framework	These guidelines provide for the development of a monitoring and evaluation framework in all governmental institutions so that institutions can assess progress against their stated aims and take remedial action where necessary. This process requires departments to have a comprehensive understanding of all administrative data systems, administrative datasets, and performance indicators. The indicators must be linked to specific policy imperatives and analysis of the sets of indicators must take place to determine whether there are any cause-and-effect relationships.
Guidelines for Expanded Public Works Programme (EPWP)	The guidelines for EPWP Business Plans for the Social Sector (Sport and Recreation) and Environmental and Culture Sector (Cultural Affairs) provide a framework for DCAS to utilise public sector funding to reduce and alleviate unemployment.
Provincial policies	
Provincial Treasury Instructions (2009 partially amended in 2012 and 2019)	In terms of Section 18(2)(a) of the PFMA, the Provincial Treasury ("PT") of the Western Cape Government ("WCG") issued provincial treasury instructions on 2 November 2009. These were intended to guide the application of the PFMA and NTR for the needs of the WCG. On 28 March 2012, Part 5: Chapter 10 and Part 6: Chapter 16A of PTI 2009 were replaced by two new chapters. These two chapters, <i>Chapter 16A: Supply Chain Management (Goods and Services)</i> and <i>Chapter 16B: Supply Chain Management for the delivery and maintenance of infrastructure</i> , constituted PTI 2012. On 23 September 2019, Chapter 16A of PTI 2012 was replaced by a new chapter. This new <i>Chapter 16A</i> is a vital part of the procurement ecosystem, and constituted PTI 2019. Thus, PTI 2019 should be read in close conjunction with the AOS and the remaining financial management chapters of the 2009 PTIs as a total suite of PTIs.

Policy	Description
Western Cape Language Policy (PN 369, 27 November 2001)	DCAS and all other provincial departments are obliged to implement the provisions of the Western Cape Language Policy and the Western Cape Provincial Languages Act, Act 13 of 1998. In addition, the Department is tasked with providing language support services to the Western Cape Government through its central language unit.
Funding Policy for Arts and Culture (amended 2021)	This document guides the allocation of financial assistance to cultural organisations, individuals and companies.
Funding guidelines for sport and recreation (2024)	The main purpose is to provide clear guidelines and transparent process for allocating sport and recreation funding in the Western Cape to support development, excellence, major events, and participation.
Policy for the Naming and Renaming of Geographical Features (2015)	This policy sets out the criteria to be considered and processes to be followed by DCAS and the Western Cape Geographical Names Committee when facilitating and consulting with stakeholders and communities about the standardisation of, renaming of, or changes to, existing geographical names. These bodies make recommendations to the South African Geographical Names Council and the national Minister of Arts and Culture.
Province-wide Monitoring and Evaluation System (2009)	This set of documents serves as a provincial response to the Government-wide Monitoring and Evaluation System. The aim is to improve governance and provincial executive reporting through providing support for: incrementally better evidence-based decision making; policy refinement; and effective resource allocation.
Western Cape Museum Policy (2013)	This policy provides a basis for individuals and communities to establish and maintain museums in the Western Cape. It also proposes a framework for proposed new provincial museum legislation to replace the outdated Museums Ordinance [Cape Province], 1975.
Records Management Policy of Western Cape governmental bodies (2017)	The purpose of the policy is to provide direction to Western Cape Province governmental bodies on management of records for good governance, accountability as well as corporate and social memory.
Digitization Policy of Western Cape governmental bodies (2017)	The purpose of the policy is primarily to provide guidance regarding digitisation of records as an integral part of the strategic management of records.
South African Sign Language (SASL) Framework for the Western Cape Government.	To encourage language usage that is accessible and instil social intolerance for persons using sign language.

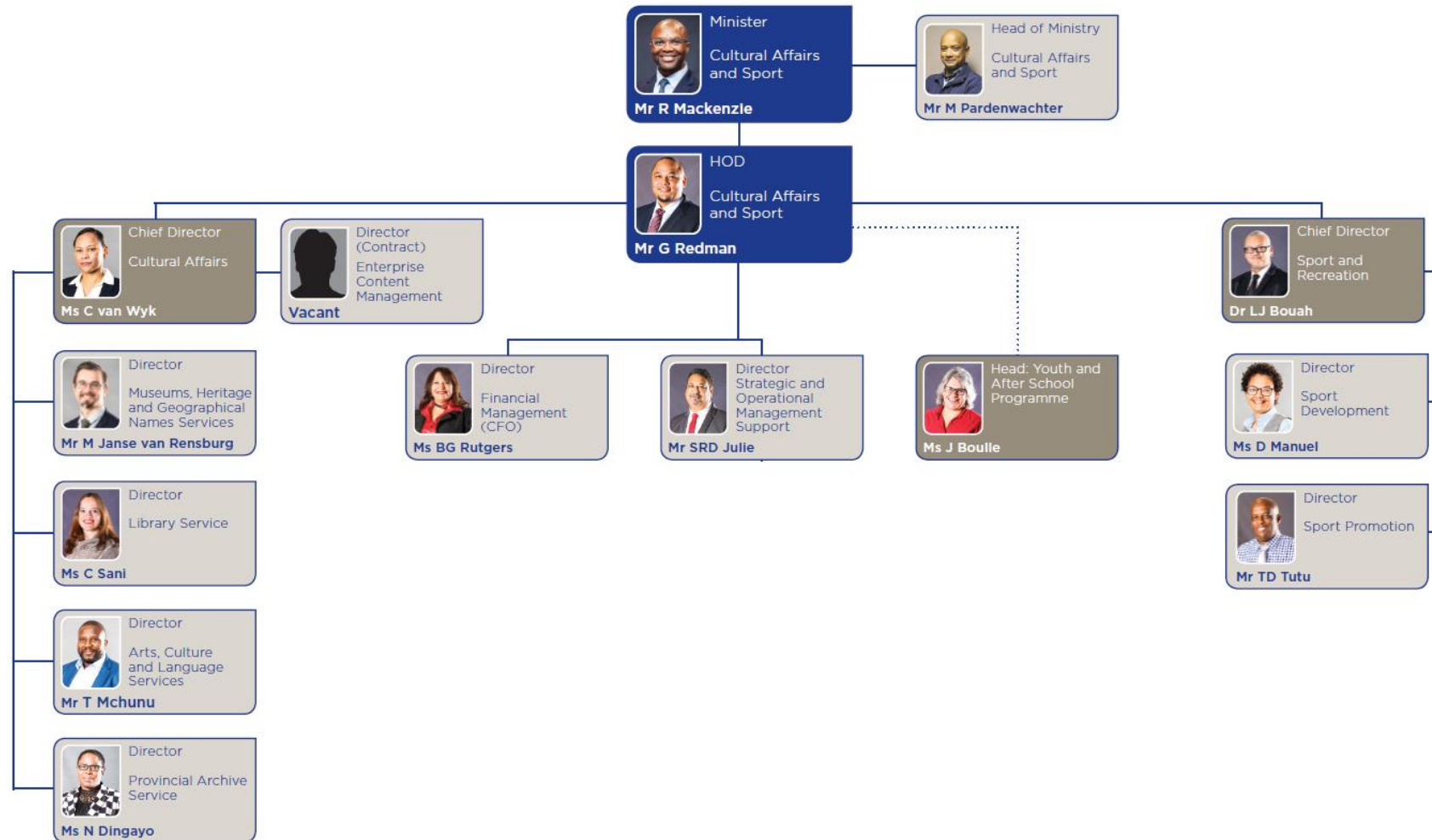
Strategies	Description
National strategies	
Conditional Grant: Libraries Recapitalisation Programme for the enhancement of community library services	DCAS is responsible for the successful implementation and management of this Conditional Grant project in the Western Cape.
Terms of Reference: School Sport Joint Provincial Task Team (2012)	DCAS is tasked by DSAC, previously referred to as SRSA and the national Department of Basic Education (DBE) with establishing a School Sport Joint Provincial Task Team to oversee, coordinate and implement a school sport strategy, and to ensure participation in school sport.
Guidelines for the Establishment of Code	DSAC and the national Department of Basic Education provide clear guidelines for the establishment of code-specific school sport committees at

Strategies	Description
Committees to Support School Sport (2013)	circuit, district, and provincial level. DCAS supports the Western Cape Education Department (WCED) to coordinate school sport-related activities in the various codes, with our focus being on next – level participation at provincial, national and international level. The WCED is however responsible for School Sport structures, as it involves educators. DCAS, in its capacity as a provincial department of Sport, Arts and Culture, has a mandate to work with federation structures. Code-specific School Sport coordinating structures, however, cannot operate autonomously. They are required to be aligned to, and report and be accountable to the relevant code – specific sport federations. The establishment, as well as composition of School Sport structures is presently under review.
Provincial strategies	
Norms and Standards for Public Libraries in the Western Cape	Norms and standards are essential to ensure the provision and consistent development of public libraries services to give effect to the draft South African Public Library and Information Services Bill and the Library and Information Services Transformation Charter of 2014. This strategy addresses the norms and standards for library functions, staff, facilities, internet access, library collection and library hours for public libraries in the Western Cape.
School Sport Guideline (2013)	This DCAS document provides guidance to stakeholders for complying with various school sport policy documents and the National Sport and Recreation Plan. There is also a Memorandum of Understanding (MOU) signed by DSAC/SRSA and DBE on 30 May 2018. This MOU has lapsed and a new MOU is currently under discussion, with a renewed focus on inter – school sport participation and school sport development in rural districts.
Western Cape Youth Development Strategy of 2013	The Western Cape Youth Development Strategy aims to provide more support, opportunities, and services for all young people to better engage with their environment and become responsible, independent and stable adults. The aim of the strategy is for the youth in the Western Cape to be inspired, educated, responsible, independent, and healthy individuals that have productive personal, family, and social relations by the age of 25.
Genre Development Strategy (2008)	This document provides a framework for the development, promotion, and preservation of art forms in the Western Cape.
Annual Road-march and competition framework (2012/13)	Provides guidelines on the items and the percentage to be allocated for the annual road march and competitions of the Minstrels, Christmas, and Malay Choirs.
Western Cape Oral History Framework	This framework provides the minimum guidelines and ethical standards that must be adhered to when conducting oral history interviews to DCAS staff and affiliated Institutions who are working in the field.

8. Organisational structure

The Department's organisational structure (as at 31 March 2024) is depicted overleaf.

Organisational Organogram



9. Entities reporting to the Minister

The table below indicates the entities that report to the Minister:

Public Entities:

Name of Entity	Legislative Mandate	Financial Relationship	Nature of Operations
Western Cape Cultural Commission	Western Cape Cultural Commission and Cultural Councils Act, 1998 (Act 14 of 1998).	DCAS is the primary funder of the WCCC. It makes a transfer payment to the Commission to fund its operations.	The WCCC is legally responsible for the registration and deregistration of cultural councils. It is also responsible for overseeing the management of seven cultural facilities that the Minister for Cultural Affairs and Sport has placed under its control.
Western Cape Language Committee	Western Cape Provincial Languages Act, 1998 (Act 13 of 1998).	DCAS is the primary funder of the WCLC. It makes a transfer payment to the Committee to fund its operations.	The WCLC is responsible for: monitoring the use of Afrikaans, English and isiXhosa by the Western Cape Government; making recommendations to the Minister of Cultural Affairs and Sport and the Provincial Parliament; actively promoting multilingualism; actively promoting the development of previously marginalised indigenous languages; and advising the Minister of Cultural Affairs and Sport and PanSALB on language matters in the Western Cape.
Heritage Western Cape	National Heritage Resources Act, 1999 (Act 25 of 1999).	DCAS is the primary funder of HWC. It makes a transfer payment to HWC to fund its operations.	HWC is the provincial heritage resources authority for the Western Cape responsible for the identification, protection, promotion, and management of heritage resources in terms of the National Heritage Resources Act, 1999.

Proclaimed Provincial Museums:

Name of Entity	Legislative Mandate	Financial Relationship	Nature of Operations
Bartolomeu Dias Museum, Mossel Bay	Museums Ordinance, 1975 (Ordinance 8 of 1975) and Western Cape Museums Ordinance Amendment Act, 2021 (Amended Ordinance 2 of 2021).	The Department funds these museums' operations as part of its establishment.	As proclaimed provincial museums, these museums have the legal responsibility to manage, preserve, research, educate and promote their collections according to the approved themes of each museum and DCAS strategic objectives.
Cape Medical Museum, Cape Town			
Cape Town Museum			
George Museum			
Worcester Museum			

Proclaimed Province-aided museums:

Name of Entity	Legislative Mandate	Financial Relationship	Nature of Operations
Beaufort West Museum	Museums Ordinance, 1975 (Ordinance 8 of 1975) and Western Cape Museums Ordinance Amendment Act, 2021 (Amended Ordinance 2 of 2021).	DCAS is the primary funder of the majority of Province-aided museums. DCAS makes a subsidy available for the maintenance of the museums and provides seconded staff in terms of the approved staff establishment of DCAS, with the exception of the Cango Caves Museum.	As proclaimed province-aided museums, these museums have the legal responsibility to manage, preserve, research, educate and promote their collections according to the approved themes of each museum and DCAS strategic objectives.
Caledon Museum			
CP Nel Museum, Oudtshoorn			
Drostdy Museum, Swellendam			
Genadendal Mission Museum			
Hout Bay Museum			
Huguenot Memorial Museum, Franschhoek			
Cango Caves, Oudtshoorn			
Wheat Industry Museum, Moorreesburg			
Lwandle Migrant Labour Museum			
Montagu Museum			
Old Harbour Museum, Hermanus			
Oude Kerk Volksmuseum, Tulbagh			
Paarl Museum			
SA Sendinggestig Museum, Cape Town			
Simon's Town Museum			
Shipwreck Museum, Bredasdorp			
Stellenbosch Museum			
Togryers Museum, Ceres			
Wellington Museum			

Proclaimed local museums:

Name of Entity	Legislative Mandate	Financial Relationship	Nature of Operations
Blombos Museum of Archaeology	Museums Ordinance, 1975 (Ordinance 8 of 1975) and Western Cape Museums Ordinance Amendment Act, 2021 (Amended Ordinance 2 of 2021).	DCAS is the primary funder of local museums. It makes grant-in-aid transfer payments available for the maintenance of the local museum.	As proclaimed local museums, the museums have the legal responsibility to manage, preserve, research, educate and promote their collections according to the approved themes of each museum and DCAS strategic objectives.
Elands Bay Museum			
Fransie Pienaar Museum, Prince Albert			
Great Brak River Museum			
Jan Danckaert Museum, Porterville			
Robertson Museum			
SA Fisheries Museum, Laaipelek			

Departmental advisory committees

Name of Entity	Legislative Mandate	Financial Relationship	Nature of Operations
Western Cape Provincial Geographical Names Committee	South African Geographical Names Council Act, 1998 (Act 118 of 1998).	DCAS is the primary funder of the Committee. Its budget is part of the overall Departmental budget.	The Committee advises the Minister on matters relating to geographical name changes and standardisation in terms of the South African Geographical Names Council Act.
Western Cape Provincial Initiation Coordinating Committee (WCPICC)	Customary Initiation Act, 2021 (Act No 2 of 2021)	DCAS is the primary funder for the operation of the WCPICC. Its budget is part of the overall Departmental budget.	The Committee is responsible for the implementation and monitoring of the Customary Initiation Act in the Western Cape.

Name of Entity	Legislative Mandate	Financial Relationship	Nature of Operations
Western Cape Archives Advisory Committee	Provincial Archives and Records Service of the Western Cape Act, 2005 (Act No 3 of 2005).	DCAS is the primary funder of the Committee. Its budget is part of the overall Departmental budget.	The Advisory Committee advises the Minister on matters relating to archival and records management matters.

Part B

PERFORMANCE INFORMATION



1. Auditor-General's Report: Predetermined Objectives

The AGSA currently performs a findings engagement on the performance information, this is not an assurance engagement as no audit conclusion or opinion will be included in the report to management, and the Report of the Auditor General. Only material findings on the usefulness and reliability of reported performance information will be reported in the report to management and the auditor's report for selected material indicators. The AGSA had no material findings on the reported performance information for the selected indicators.

Refer to page 204 for the Report of the Auditor-General, published as Part F: Financial Information of this Annual Report 2023/24.

2. Overview of Departmental Performance

Cultural Affairs and Sport is a tool that is used to assist with the building of a socially inclusive Western Cape. The Department is responsible for delivering the following services:

MAIN SERVICE	DESCRIPTION OF SERVICE
Administrative support services	<ol style="list-style-type: none"> 1. Providing strategic and operational management support to the Department. 2. Providing financial and supply chain management services to the Department. 3. Strategic managerial support and coordination of the EPWP programmes in the Environmental and Culture Sector in DCAS.
Arts and Culture	<ol style="list-style-type: none"> 4. Facilitating the development, preservation and promotion of arts and culture in the Western Cape. 5. Through the funding of artistic and cultural programmes and initiatives, supports the creation of effective and vibrant functioning arts and culture structures, activities and environments. 6. Providing support and assistance to the Western Cape Cultural Commission (WCCC) and the Western Cape Provincial Initiation Coordinating Committee (WCPICC) to execute their legislative mandates.
Museums, Heritage Resources Management, and Geographical Names Services	<ol style="list-style-type: none"> 7. Promoting, developing and preserving our heritage by providing museological services to affiliated museums and providing professional and other support to the governing bodies of affiliated museums. 8. Promoting, preserving and managing the heritage resources of the Western Cape and facilitating matters related to the Convention on World Heritage in the Western Cape. 9. Assists with heritage resources management by implementing the relevant legislation. 10. Facilitating processes for the standardisation or changes, where necessary, of geographical names in the Western Cape. 11. Advising local authorities and working with them in ensuring that they apply principles of the SAGNC to the names under their jurisdiction.
Language Services	<ol style="list-style-type: none"> 12. Developing and promoting multilingualism in the Western Cape; 13. Actively developing the previously marginalised indigenous languages of the Western Cape;

MAIN SERVICE	DESCRIPTION OF SERVICE
	14. Facilitating the implementation and monitoring of the Western Cape Language Policy and 15. Providing professional and administrative support to the Western Cape Language Committee (WCLC) to execute its legislative mandate.
Library Service	16. Providing library and information services and promoting a culture of reading and lifelong learning in partnership with municipalities.
Archives Services	17. Providing access to archival heritage and promoting proper management and care of public records.
Sport Services	18. Providing specialised services for sport. 19. Providing client and scientific support.
Recreation	20. Promoting recreation activities.
School Sport	21. Promoting specific after-school activities and next-level participation opportunities.
MOD Programme	22. Promoting mass participation through the provision of a variety of after-school activities.
After School Programme	23. Coordination, expansion and capacity building for extended day or after school programmes at no and low fee schools throughout the Province and transversally across DCAS, DSD, WCED, POCS and DotP. The After School Programme also works with the City of Cape Town and hundreds of NGOs.

The Department's delivery of its services during 2023/24 is discussed in section 2.1 below.

2.1. Service delivery environment

During the year under review, the Department was required to rationalise its operations due to budget cuts resulting from an undesirable economic outlook and the impact of the wage agreement that was not funded by either national or provincial treasuries. These budget cuts had a negative impact on service delivery as some of the programmes had to be reduced. In some instances, there had to be changes in service delivery modes.

The Independent Tribunal on Heritage

Section 49(2) of the National Heritage Resources Act 25 of 1999 (the Act) empowers the Minister to appoint an independent Tribunal to consider appeals lodged by members of the public against decisions of the HWC. The independent Tribunal (the Tribunal) plays a critical statutory role in assisting the Minister to fulfil her mandate in terms of the Act.

Apart from instilling public confidence and trust in the appeal processes, the Tribunal adjudicates complex and technical cases, which require a balance to be struck between developmental rights, heritage preservation, legality, and fairness. All rulings of the Tribunal constitute administrative action.

ARTS AND CULTURE

The current economic climate, compounded by the increase in demand for services, has necessitated continuous review of strategies within the arts and culture sector on how services

are to be delivered to communities. The demand for arts and culture support far exceeds supply, making it essential to consolidate programmes and build strategic partnerships, collaboration and networking to achieve the outcomes envisaged. It was therefore prudent for the Department to facilitate and support a diverse range of organisations and activities that create, produce, present, and promote the arts across all areas of practice and within diverse communities. The Managed Network Model ensured that the departmental activities remained relevant in a dynamic environment and that arts development continued to take its rightful place as a vehicle which brings hope and strengthens the social fabric of our society.

Loadshedding and inclement weather impacted services at the facilities and resulted in groups cancelling and postponing their programmes as facilities do not have the infrastructure to deal with such eventualities.

MUSEUMS, HERITAGE RESOURCES MANAGEMENT AND GEOGRAPHICAL NAMES SERVICES

The Department of Cultural Affairs and Sport remained actively engaged in fostering social inclusion through various projects focusing on Museums, Heritage, and Geographical Names. Significant efforts were directed towards the Heritage Resource Management sector, with a key highlight being the nomination of the Emergence of Modern Human Behaviour: Pleistocene Occupation Sites of South Africa as UNESCO World Heritage Sites. In 2023, the Department hosted an evaluation mission by the International Council on Monuments and Sites (ICOMOS), which was conducted in collaboration with the State Party, Department of Forestry, Fisheries, and the Environment, responsible for coordinating and submitting the nomination to UNESCO. Representatives from the Department of Cultural Affairs and Sport, KwaZulu-Natal AMAFA and Research Institute, the South African Heritage Resources Agency also participated in this evaluation mission. The successful completion of this evaluation mission and subsequent confirmation by UNESCO, upon anticipated approval, will necessitate a sustained commitment to the long-term management of the site by all involved parties, in accordance with convention requirements.

Moreover, the Department has integrated the sites associated with the nomination, namely Diepkloof Rock Shelter on the West Coast, and Pinnacle Point Site Complex on the Southern Cape Coast, into its heritage project, the Cradle of Human Culture. This strategic inclusion aligns these significant archaeological sites with the Cradle of Human Culture tourism initiative, enhancing their visibility and marketing appeal to both international and domestic tourists. Ensuring the ongoing prioritization of site management will be a key focus for the Department, with plans underway to establish robust management and reporting structures should the UNESCO nomination be successful, as expected in 2024.

In the broader heritage sector, the Department continues to provide support to its entity, Heritage Western Cape (HWC), in terms of financial and human resources to ensure the implementation of the National Heritage Resources Act, No. 25 of 1999 in the province.

The Department provides support to 32 affiliated museums across the Province, which serve as important hubs for promoting local and international tourism, stimulating local economies, and fostering job creation, particularly in rural areas. These museums offer exhibitions and educational programmes designed to enhance social inclusion within the Province. These initiatives aim to provide visitors with insights into the collective cultural and natural heritage of the country, with a growing emphasis on previously overlooked aspects of local and national histories, thereby furthering social cohesion.

Furthermore, the Department's affiliated museums play a significant role in promoting social inclusion and cohesion by commemorating various national days through outreach and public programmes. To enhance public participation and accessibility, museums have implemented hybrid approaches to hosting exhibitions and programmes.

Throughout the reporting period, the Department facilitated ongoing training and knowledge-sharing initiatives within the museum sector, building upon skills and technologies acquired in previous years. The Annual Museum Symposium held from 9-13 October 2023, provided a platform for affiliated museum managers to discuss strategies for repositioning museums in a constrained fiscal environment and to receive training on relevant topics, including a proposed new service delivery model.

In line with efforts to revitalise museum experiences, the Cape Town Museum Walk-In Centre was inaugurated on 29 November 2023, featuring new exhibitions such as the history of the Peninsula Maternity Hospital and a showcase highlighting impactful women. Additionally, significant progress was made in reconceptualising and reimagining the Bartolomeu Dias and Worcester Museums. Research and public consultations informed the development of new exhibitions focusing on significant moments in history, such as the arrival of Dias and the impact of colonisation.

Despite budget reductions in 2023, Museum Services pursued partnerships and collaborative projects to ensure the vibrancy of the museum sector, with initiatives like the collaboration with Stellenbosch Academy yielding positive outcomes. Furthermore, the Department of Cultural Affairs and Sport is excited to announce a groundbreaking partnership with Hisense for the development of the Tevolution Museum in Cape Town. This collaboration marks a significant milestone in our efforts to enhance cultural experiences and promote technological innovation within the province. The Tevolution Museum will serve as a pioneering institution, showcasing the evolution of technology and its impact on society. Through immersive exhibits and interactive displays, visitors will have the opportunity to explore the dynamic relationship between technology and culture, from ancient innovations to cutting-edge advancements. The Tevolution Museum is expected to open in 2024/25.

The Legacy of Slavery project at the Leeuwenhof Slavery Remembrance Gallery, inaugurated in February 2022, continued until December 2023, offering regular public tours and showcasing new exhibitions curated by the Association for Visual Arts. Additionally, the Department has remained committed to the reburial of human remains held at affiliated museums, initiating a public consultation process regarding the reburial of human remains at Simon's Town Museum and Wellington Museum. The reburial of human remains at the Wellington Museum took place on 25 July 2023, marking progress toward the respectful management of museum collections.

During 2023/24, the Western Cape Provincial Geographical Names Committee (WCPGNC) convened a strategic planning session and three scheduled meetings. Notably, no duly completed applications for geographical name changes were received for consideration during this timeframe. The WCPGNC Secretariat remained actively engaged in offering guidance to the public regarding the process for preparing and submitting applications for geographical name changes. Furthermore, the Secretariat ensured appropriate referrals to the relevant authorities, such as local government, where applicable, for further assistance.

LANGUAGE SERVICES

The critical importance of language for South Africa is reflected in Section 6 of the Constitution of the Republic of South Africa, 1996. Language plays a crucial role in fostering social cohesion by serving as a bridge for communication and understanding among diverse cultures and communities. It promotes empathy, cooperation, and a sense of belonging, and is a contributing factor to success in education, which in turn has an impact on social inclusion and all government strategic priority areas. Furthermore, language has embedded within it the diversity of our cultures and the knowledge of our various communities, and as such is critical for the transmission of cultures and values from one generation to the next. It is enshrined in the Constitution as a human right and protected through national and provincial legislation and it is thus important to continue raising awareness and ensuring the implementation of the Western Cape Language Policy.

The Department provided language support services to all WCG departments, thereby ensuring that language barriers are breached and that the WCG is able to effectively communicate with citizens in the province.

During 2023, the enactment of the Constitution Eighteenth Amendment Act was a significant development in recognising South African Sign Language as an official language of the country. This landmark decision corresponded with the Department's existing strategy of actively promoting the use of and development of South African Sign Language (SASL) in the province.

The Department continued to align its programmes with the United Nations General Assembly proclamation that 2022 to 2032 would be the International Decade of Indigenous Languages, by raising awareness of the importance of indigenous languages through its programmes.

Budget cuts warranted more collaborations with sector stakeholders and relevant entities sharing similar mandates, especially through the celebration of national language days of significance, which enabled the leveraging of resources and expertise for greater impact.

Through language terminology development, the Department focused on expanding vocabulary, grammar rules, and linguistic conventions within the Province. For translation and interpreting purposes, new fields are emerging for which prescripts currently do not exist. The Department has been engaged in processes to develop new terminology for various disciplines. For the year under review, the Rule Books for different categories of cycling were translated into isiXhosa.

LIBRARY SERVICE

The Department continued to assist municipalities with the rendering of public library services. During the period under the review a new library, Kalbaskraal, was opened in Swartland municipality. Free internet was provided to four additional communities through the Rural Library Connectivity project, i.e. Molsvlei, Versfeld, Struisbaai and Weltevrede public libraries. In partnership with the South African Library for the Blind, the roll-out of Mini Libraries for the Blind and Visually Impaired continued across the Province. Two new mini libraries were opened in Hawston (Overstrand) public library and Uniondale (George) public library, resulting in 37 mini libraries across the province.

Since the Beaufort West regional office building burned down on 1 November 2022, a new regional library has not yet been established.

The impact of increased loadshedding had an effect on service delivery since many libraries had to close their doors due to lack of air conditioning, lighting, no computer or network access, and/or no security or book detection for asset protection. Computer equipment, printers, and software became faulty because of electricity load shedding-related power failures that do not allow for equipment to undergo the normal shutdown protocol.

The SITA Library Information Management System, (SLIMS) database, managed by SITA, crashed on 15 November 2022 due to an unforeseen system failure resulting in the loss of a substantial amount of data and information. This required the Department to manually upload the back-up data back on to SLIMS. The public libraries did not have access to the system while the data recovery was taking place. All public libraries remained open and continued to serve the public through manual processes. SLIMS was restored to public libraries by September 2023.

ARCHIVE SERVICE

During the year under review, the Western Cape Archives and Records Service continued with preservation and provision of access to public and non-public records of enduring value. We take pride in the high number of researchers who visited our facilities (5 069) and the success of our outreach programmes, such as those conducted for schools and during the Annual National Archives Awareness Week. These initiatives demonstrated the public interest in historical records and the importance of the Archives.

The Western Cape Archives and Records Service actively promoted sound records management practices within Western Cape governmental bodies. Through training interventions, inspections, and collaborative efforts on disposal programmes and classification systems, the Department ensured the proper management of valuable governmental records. The Western Cape Government departments, provincial ministries, municipalities, and public institutions have kept up their implementation and improvement of records management programmes. An achievement of nine training interventions was realised through utilisation of updated service delivery models, which included online training platforms.

An important global trend for facilitating access to historical materials and electronic records management is the shift to digital technologies. To keep up with this trend, the Department oversees the roll-out of Enterprise Content Management (ECM) capacity in WCG departments. The Department of Social Development received comprehensive ECM rollout during the year under review. Furthermore, continuous MyContent training was provided to all Western Cape government Departments.

SPORT AND RECREATION

The Department is committed to the national mandate of building an 'Active and Winning Nation'. Sport and Recreation provide opportunities for communities to be active and stay healthy and for those with talent and skill to move to the next level to become masters and winners.

Recreation is a platform from which sport, arts and culture can develop and grow, as it promotes an ethos and philosophy of healthy living, lifelong activity, and lifelong learning. Recreation holds significant value in our lives, offering numerous benefits for physical, mental, and emotional wellbeing. Key value aspects include the following:

- **Physical health:** Many recreational activities involve movement and exercise, which are crucial for maintaining physical health. Regular physical activity improves cardiovascular health, strengthening muscles and bones, and contributes to overall fitness levels.
- **Stress relief:** Recreation provides an outlet for stress, allowing individuals to unwind and relax. Engaging in activities such as sports, hobbies, or leisurely pursuits can help alleviate tension and promote a sense of calm.
- **Mental wellbeing:** Recreation stimulates the mind and promotes cognitive function. Activities that challenge the brain, such as puzzles, games, or creative endeavours, help improve memory, problem-solving skills, and mental agility.
- **Social connection:** Participating in recreational activities often involves interacting with others, fostering social connections, and building relationships. Whether it's joining a sports team, attending a club meeting, or simply gathering with friends, recreation provides opportunities for socialization and community engagement.
- **Personal growth:** Recreation offers chances for personal growth and self-discovery. Trying new activities, setting goals, and overcoming challenges can boost confidence, build resilience, and expand one's horizons.
- **Balance in life:** Incorporating recreation into our lives helps achieve a balance between work, responsibilities, and leisure. By making time for enjoyable activities, individuals prevent burnout, maintain motivation, and enhance overall quality of life.
- **Creativity and expression:** Engaging in recreational pursuits allows individuals to express themselves creatively and explore their interests. Whether through art, music, writing, or other forms of expression, recreation provides a platform for self-discovery and personal fulfilment.
- **Sense of fulfilment:** Accomplishing goals or mastering new skills in recreational activities can bring a sense of satisfaction and fulfilment. These positive experiences contribute to overall happiness and wellbeing.

Sport serves as a powerful agent of personal development, social cohesion, cultural expression, and economic growth. The multifaceted value extends beyond the realm of athletics, enriching individuals, communities, and societies on multiple levels.

- **Physical health:** Participation in sports promotes physical fitness and overall health. Regular engagement in athletic activities helps maintain a healthy weight, strengthens muscles and bones, improves cardiovascular health, and enhances physical endurance and flexibility.
- **Mental wellbeing:** Sports have a positive impact on mental health by reducing stress, anxiety, and depression. Physical activity triggers the release of endorphins, neurotransmitters that promote feelings of happiness and relaxation. Additionally, sports provide opportunities for goal-setting, achievement, and building self-confidence.
- **Social interaction and community building:** Sports foster social connections and teamwork, promoting collaboration, communication, and camaraderie among participants. Team sports, in particular, encourage cooperation, trust, and mutual support, leading to the formation of strong bonds and a sense of belonging within communities.
- **Character development:** Participation in sports instills important values such as discipline, perseverance, sportsmanship, and respect for rules and authority. Athletes learn to set goals, overcome challenges, and handle success and failure gracefully.

developing essential life skills that translate into various aspects of their personal and professional lives.

- Education and skills development: Sports provide opportunities for learning and skill development. Athletes acquire technical skills specific to their chosen sport, as well as transferable skills such as time management, leadership, problem-solving, and decision-making. Participation in sports can also lead to educational opportunities through scholarships, academic support programs, and career pathways in sports-related fields.
- Cultural and national identity: Sports play a significant role in shaping cultural identities and fostering national pride. Sporting events and competitions serve as platforms for cultural expression, celebration, and unity, transcending boundaries of nationality, ethnicity, and language. They evoke a sense of collective identity and shared heritage, promoting solidarity and mutual understanding among diverse populations.
- Economic impact: Sports have substantial economic implications, driving revenue generation, job creation, and infrastructure development. Sporting events stimulate tourism, boost local economies, and support industries such as broadcasting, advertising, merchandise, and hospitality. Investments in sports facilities and programs contribute to community development and urban revitalization.
- Inspiration: Sports captivate audiences worldwide, offering entertainment, excitement, and inspiration. Spectators derive enjoyment from watching athletic competitions, admiring the skill and athleticism of athletes, and experiencing the thrill of victory and the agony of defeat. Sports narratives often inspire individuals to pursue their passions, overcome obstacles, and strive for excellence in their own endeavors.

Sport plays a vital role in fostering social cohesion and community engagement within the Western Cape. Residents come together to form clubs and federations, formalising leagues and competition that allow spectators to witness the participation of youth and family members. These events not only provide entertainment, but also serve as a platform for individuals to emerge as role models within society. Sport brings passion and creates opportunities and hope where none existed before and makes a significant contribution to the economic landscape of the province, creating meaningful employment and business opportunities. By harnessing the unifying force of sport, the Western Cape has been able to strengthen social cohesion, nurture talent, and foster economic development. This multifaceted impact of sport highlights its importance as a vital component in the fabric of the communities in the province.

Sport events

The provision of support to major sport events contributes to economic growth. Sport and Recreation often culminates in events and benefit from being showcased in these various platforms. Sport-related events are each unique in reflecting local culture; they may be spontaneous (Recreational) or planned (i.e. formal event calendars or Sport and Recreation Festivals). The Department works with sport and recreation event organisers that access major events funding. The Department supports four key types of sport events as set out in the "Integrated Events Strategy for the Western Cape":

- Jewel (signature) events - Annual events associated with the area's identity and provide the area with competitive advantage e.g. Cape Town Cycle Tour.
- Incubator (brewing) events - Smaller events that show potential to develop into jewels e.g. 27 For Freedom race.

- Bidding (mega) events - Once off large, compelling, major market events that have to be acquired through a bidding process e.g. World Cups.
- Leveraging events – Occur outside the destination but provide platform to promote signature sport events in the Province e.g. Promotion/bidding for Netball World Cup 2018 in Singapore.

The Department supports more than 100 events each year, and these events take place in each of the six districts of the Western Cape which further promotes the Province and Department as the preferred events destination in the country.

With the Department serving as the hub for events and as the primary funders and supporters of events in the Province, there has been a noticeable increase in public awareness and the number of event applications.

The Department is actively working towards establishing a leading position in event hosting within the Western Cape. This effort is evident through the Department's involvement in hosting mega-events and major sport events, which play a significant role in marketing and promoting the province. It has been communicated through various channels that the "World wants to come to Cape Town/Western Cape," resulting in the province attracting world-class events with the support of national and provincial sport federations.

As a result, the Western Cape, particularly Cape Town, has successfully hosted numerous major world cup events, including the Netball World Cup 2023, the T20 Cricket World Cup, and the HSBC Rugby Sevens (Men's and Women's tournaments). This strategic hosting of high-profile global events not only showcases the capabilities and infrastructure of the Western Cape but also serves as an effective marketing tool to attract visitors and further bolster the province's reputation as a premier event destination.

The Netball World Cup 2023 was hosted through the strategic partnership with CATHSSETA, who were instrumental in training volunteers that worked at the World Cup event.

AFTER-SCHOOL INITIATIVES

One of the platforms used to deliver sport and recreation, as well as arts, culture, academic support, and life skills, is the after-school space. DCAS, in line with the Western Cape Government youth strategy, believes that children and youth must be developed holistically, considering their physiological, psychological, spiritual, emotional, and intellectual needs. Given the environment and its various social pressures, the limitations of the current CAPS curriculum, and the safety challenges in communities, after-school programmes offer access to a myriad of opportunities, as well as safe and nurturing spaces to assist with the holistic education, development and growth of children and youth.

The Department promotes, supports, and advocates for the development of the after-school sector and offers several programmes in the after-school space, which include the MOD Programme, the Neighbouring School Programme and YearBeyond. The Department also provides funding to arts NGOs to work with learners after school.

The MOD Centres assist 181 schools with coaches who provide learners with a range of structured recreation, modified sport, arts, and culture activities, and create safe and nurturing spaces for participants. These MOD Centres also identify talent which in turn leads to access to participation at intra- and inter-school level competitions.

This talent identification process is further supported by the Neighbouring School Programme, which has 134 Neighbouring School Centres that assists with coaches at schools. This approach, whilst creating safe and nurturing spaces for participants, supports next-level participation and focuses on participation at inter-district, inter-provincial and international levels, as well as talent development levels, which relates to, and assists with, the delivery of a “Active and Winning Nation”. The emphasis is also on the further education, development and growth of the skills and talent levels of the participants.

In its endeavours to provide safe and nurturing spaces for its various activities and after-school participants, especially those involved in the MOD Programme and the Neighbouring School Programme, DCAS, through a partnership with the WCED, has continued to develop multi-purpose shared facilities in a number of districts across the Province. Facilities are in the Metro South (Lavender Hill), Metro East (Kraaifontein), Central Karoo (Beaufort West), Garden Route (Thembalethu and Heatherlands in George), and West Coast (Malmesbury). The intention of this multi-purpose, facility development initiative is to promote and support a shared-facility approach. This approach broadly speaks to facility utilisation being made available to all the schools in a relevant District.

Furthermore, the Department works with NGOs and unemployed youth, in YearBeyond, to provide academic catch-up, life skills and parental programmes in schools and communities to support the holistic development of children and youth. This programme operates in 229 schools, 240 libraries, and 24 community hubs and used the year to build the after-school system for scale given the national focus on youth. In the year under review, the programme more than trebled its reach. With this expansion, youth opportunities were created in several more government services including in libraries, museums and community hubs.

The Department's advocacy work culminates each year with Lights On After School, a global campaign which shines the spotlight on after-school programmes. The Western Cape Government was instrumental in bringing the campaign to South Africa with its partners, the Learning Trust and Community Chest.

YOUTH INITIATIVES

After-school programmes also meet the goals of the Provincial Youth Development Strategy by having caring practitioners and coaches working with the youth and assisting with their education, development, and growth through providing recreation, sport, arts, culture, academic support, and life skills. This assistance further leads to the creation of clubs, as opposed to gangs, to which the children and youth can now belong. In addition, it creates new opportunities for youth who have disconnected with schooling, to reconnect.

The Department has become part of the National Youth Service Programme, through YearBeyond. Over 3 000 youth were placed in service in the year under review. Only a third of these were active in their communities before the programme. On exit, over 70% reported that they will remain active residents contributing to their communities.

While important work is being done in the Department, the scale of the youth crisis in the year under review demanded a more coordinated transversal approach. The Department stepped up its work coordinating the transversal youth effort as well our own internal focus on youth. This included hosting the transversal Youth Forum for government stakeholders in the Province to facilitate learning and synergies to strengthen youth development work in the Province. As

part of this work, the Department, in partnership with Chrysalis Academy opened the youth media hub, On the Pulse, to amplify youth voices.

2.2. Service Delivery Improvement Plan

A new Service Delivery Improvement Plan (SDIP) came into effect on 1 April 2023 pertaining to Indigenous Games. The Department has completed a SDIP for 1 April 2023 to 31 March 2025. The tables below highlight the service delivery plan and the achievements to date.

Main services and standards

Main services	Beneficiaries	Current/actual standard of service	Desired standard of service	Actual achievement
Key Service 1 The Number of Indigenous Games Code Structures supported.	<ul style="list-style-type: none"> Indigenous Games Code administrators Indigenous Games participants: (Players, coaches, managers, and technical officials). 	77.7% (7) code structures are receiving full support from the Department. (7 structures are currently compliant out of a total of 9).	88.8% (8) Code structures are targeted as there are 8 Code Specific Structures of Indigenous Games.	77.7% (7) code structures have received full support from the Department. (7 structures are currently compliant out of a total of 9).

Batho Pele arrangements with beneficiaries (Consultation, access etc.)

Current/actual arrangements	Desired arrangements	Actual achievements
Professional Standards 100% Signed Code of Conduct by all Recreation Staff members.	100% Signed Code of Conduct by all Recreation Staff members.	100% Signed Code of Conduct by all Recreation Staff members.
0% (New intervention).	100% of public servants wearing name tags in frontline offices.	100% of public servants wearing name tags in frontline offices. Fully achieved.
Working Environment 43% of staff with adequate equipment to respond to the service needs of the code structures.	100% of staff to have adequate equipment to respond to the service needs of the code structures.	80% of staff have adequate equipment to respond to the service needs of the code structures. <i>12 of the 15 Recreation staff members have laptops (80%) and 3 have desktops.</i>
90% of staff members with access to internet/data.	100% of staff members with access to internet/data.	87% of staff members have access to internet/data. <i>13% (2) staff members have network connectivity issues.</i>

Current/actual arrangements	Desired arrangements	Actual achievements
<p>Access</p> <p>1 800 citizens transported to IG events per annum.</p> <p>(300 citizens per district per annum X 6 districts = 1 800)</p>	<p>2 000 citizens transported to IG events per annum.</p>	<p>2 264 citizens were transported to IG events for the year.</p> <ul style="list-style-type: none"> • Cape Winelands: 318 • Central Karoo: 359 • Eden: 436 • Metropole: 459 • Overberg: 358 • West Coast: 334
<p>Information</p> <p>100% Availability and distribution of the updated Western Cape Indigenous Games Rollout Plan to the Indigenous Games Code.</p>	<p>100% Availability and distribution of the updated Western Cape Indigenous Games Rollout Plan to the Indigenous Games Code.</p>	<p>100% Availability and distribution of the updated Western Cape Indigenous Games Rollout Plan to the Indigenous Games Code.</p> <p>100% Achieved and implemented.</p>
<p>Redress</p> <p>4 Platforms per annum (no surveys were distributed to obtain feedback from structures).</p>	<p>4 Platforms per annum where surveys (including compliments or complaints) are distributed to obtain feedback from structures.</p>	<p>1 Platform where surveys (including compliments or complaints) were distributed to obtain feedback from structures.</p> <p>Note: The surveys were distributed at the Annual General Council Meeting held in March 2024. This meeting was used to share the information about the Service Delivery Improvement Plan and the processes that are involved in it. Surveys were distributed for each code structure to complete and submit. Only one platform was used.</p>
<p>Consultation</p> <p>1 Annual General Council meeting.</p>	<p>1 Consultation meeting/session per annum to address service delivery issues of concern for the Indigenous Games.</p>	<p>1 Annual General Council meeting was held on 9-10 March 2024.</p>
<p>Openness & Transparency</p> <p>5 Information sharing engagements with the code structures through LOC meetings and General Council Meetings to share information that is related to Indigenous Games.</p>	<p>5 Information sharing engagements with the code structures through LOC meetings and General Council Meetings to share information that is related to Indigenous Games.</p>	<p>4 Information sharing engagements with the code structures through LOC meetings and General Council Meetings to share information that is related to Indigenous Games.</p> <ul style="list-style-type: none"> • Representatives of various code structures attended 4 Provincial LOC meetings

Current/actual arrangements	Desired arrangements	Actual achievements
		<p>(80% achieved). The 4 platforms were:</p> <ul style="list-style-type: none"> o 22 April 2023 o 13 May 2023 o 08 July 2023 o 09-10 March 2024 <ul style="list-style-type: none"> • There was a planned date for 10 June 2023 but was cancelled due to urgent training requirements for the Indigenous Games coaches.
<p>Service Standards</p> <p>0% (New intervention).</p>	<p>100% of service standards and support for Indigenous Games distributed to IG structures per annum.</p>	<p>100% of service standards and support for Indigenous Games distributed to IG structures per annum.</p>
<p>Value for Money</p> <p>100% of services rendered to IG structures per annum at no cost to participants.</p>	<p>100% of services rendered to IG structures per annum at no cost to participants.</p>	<p>100% of services rendered to IG structures at no cost to participants.</p>

Service Delivery information tool

Current/actual arrangements	Desired arrangements	Actual achievements
<p>1 Annual General Council meeting.</p>	<p>1 Consultation meeting/session per annum to address service delivery issues of concern for the Indigenous Games.</p>	<p>1 Annual General Council meeting was held. Challenges were identified and the attendees agreed to develop an action plan to address each of the challenges that were raised.</p>

Complaints mechanism

Current/actual complaints mechanism	Desired complaints mechanism	Actual achievements
<p>4 Platforms per annum (no surveys were distributed to obtain feedback from structures).</p>	<p>4 Platforms per annum where surveys (including compliments or complaints) are distributed to obtain feedback from structures.</p>	<p>4 Information sharing platforms took place but only 1 survey was distributed between 9-10 March 2024.</p>

2.3. Organisational Environment

Key Personnel Changes

Resignation/Retirement/Contract expiry:

- Deputy Director: Records Management retired on 30 April 2023
- Director: ECM Implementation Unit's contract expired on 30 June 2023
- Director: Arts, Culture and Language Services retired on 31 July 2023
- Deputy Director: Regional Operations Support retired on 31 August 2023
- Deputy Director: Supply Chain Management resigned on 31 October 2023
- Deputy Director: Infrastructure, Research and Events Support Services retired on 31 March 2024

Appointments:

- Deputy Director: Youth Service and After School Programme Sector appointed on 11 April 2023
- Director: Sport Development appointed on 1 August 2023
- Media Liaison Officer appointed on 1 September 2023
- Director: Arts, Culture and Language Services appointed on 1 January 2024
- Deputy Director: Records Management appointed on 1 March 2024

Restructuring efforts

None.

System failures

The SITA Library Information Management System, (SLIMS) database, managed by SITA, crashed on 15 November 2022 due to an unforeseen system failure, resulting in the loss of a substantial amount of data and information. The system was only available to public libraries from September 2023.

Cases of fraud or corruption

Open cases as at 1 April 2023	0
New cases (2023/24)	3
Closed cases (2023/24)	0
Open cases as at 31 March 2024	3

Strikes

No DCAS employees participated in the COSATU strike which took place on 6 October 2023. The SANTACO Western Cape taxi strike that took place in August 2023 affected service delivery as some offices had to be closed.

2.4. Key policy developments and legislative changes

The Constitution Eighteenth Amendment Act 3 No. of 2023 was promulgated in 2023. The Act amends Section 6(1) of the Constitution of South Africa, 1996, which recognises South African Sign Language (SASL) as an official language of South Africa. This will foster greater awareness around the needs of the deaf and create standard conditions for the advancement of SASL. Through its programmes, the Department has consistently pursued its commitment to ensure that members of the deaf community have access to services and that SASL is promoted and supported throughout the Province.

In October 2023, the Provincial Cabinet granted in-principle approval to draft legislation in respect of libraries in the Western Cape. During the year under review the Regulatory Impact Assessment (RIA) for the Western Cape Provincial Library Legislation was finalised and the Western Cape Public Library Services Bill was drafted.

The Department of Sport, Arts and Culture (DSAC) is currently reviewing the National Sport and Recreation Plan (NSRP) and the Western Cape has already provided its inputs on this process. Moving forward, DSAC will be encouraging the broader sport civil society to also contribute their inputs and feedback to the review of the NSRP.

The amended Sport Funding Guidelines will now extend beyond just sport federations to include event owners and organisers that are applying for funding for major sporting events. This expanded scope encompasses events such as the Cape Town Cycle Tour, the Knysna Oyster Festival, the Whale Festival, the Two Oceans Marathon, the Foot of Africa, and other similar large-scale sporting and recreational events across the Province. This move aims to provide a more comprehensive and inclusive approach to sport development and event support, recognising the valuable contributions to the sport ecosystem.

3. Achievement of Institutional Impact and Outcomes

The Department's planned impact and outcomes as per its Strategic Plan are tabulated below, followed by progress made towards the achievement of the Departments impact statement.

Impact statement	A socially inclusive, creative, active and connected Western Cape.
-------------------------	--

No.	Outcome	Outcome Indicator	Baseline	Five-year target
1	Access and opportunities for participation in the Arts, Culture and Heritage sector, supporting economic growth, and safe and cohesive communities.	Increased uptake of services in the Arts, Culture and Heritage sector in the Western Cape.	400 250	551 075
2	Access to information and knowledge supporting a culture of reading and lifelong learning.	Number of registered library users.	731 456	667 434*
		Number of visits by researchers	8 700	7 800*
3	Access and opportunities for participation in sport and recreation.	Increased uptake of services in the sport and recreation sector in the Western Cape.	444 210	500 000

* These targets were revised to 667 434 and 7 800 respectively in the Annual Performance Plan 2022-23.

Outcome 1	Access and opportunities for participation in the Arts, Culture and Heritage sector, supporting economic growth, and safe and cohesive communities.
Outcome Indicator	Increased uptake of services in the Arts, Culture and Heritage sector in the Western Cape.

To contribute to this outcome, the Department provided resources to affiliated museums, Heritage Western Cape, and the Geographical Names Committee. These resources encompassed financial support via transfer payments, staffing, as well as administrative, technical, and scientific expertise. Additionally, the Department spearheads efforts in managing and advancing the Cradle of Human Culture, an archaeological and paleontological heritage tourism route in the Western Cape. The primary objective of the Cradle of Human Culture is to bolster cultural tourism within the Province, thereby facilitating economic growth and job creation. Furthermore, the project seeks to promote social cohesion by enhancing awareness of a shared heritage and underscoring the pivotal role of cultural sites in shaping our collective identity.

The Department supported arts and culture activities within communities by providing financial assistance to successful applicants to execute their programmes and arts activities. This provided artists an opportunity to reconfigure their work and operations and resulted in new innovative formats of productions and festivals.

The Managed Network Model was used to expand and deepen the reach within Arts, Culture and Language.

Outcome 2	Access to information and knowledge supporting a culture of reading and lifelong learning.
Outcome Indicators	Number of registered library users. Number of visits by researchers.

The Department supported and enhanced library services for all people of the Western Cape. Municipalities were assisted with the rendering of public libraries services that are free, equitable and accessible, provide for the information, reading and learning needs of people, and promote a culture of reading, library usage, and lifelong learning. In transforming the

library service and embracing technological advancements, free internet access was provided to communities at public library sites through the Rural Library Connectivity Project. Thousands of electronic and audio books are made available for free through the Overdrive system. The mini libraries for the blind and visually impaired provide access to reading materials through assistive devices and the provision of necessary technology.

Access to Archives was provided to researchers to promote nation building and social inclusion. During the year under review, the Archives repository received 5 069 visits from researchers. The Department continued with the oral history projects to ensure preservation of oral histories and 32 recordings were processed. To extend the Departmental reach to communities, 43 public awareness programmes were conducted, and for schools, the highlight was the grade 10 programme on slave records which is directly linked to the current history curriculum. Furthermore, the Annual National Archives Awareness Week contributed to a high number of public awareness programmes. A total of nine records management training interventions were conducted, and 34 records management inspections were conducted to entrench sound records management practices in governmental bodies. Records management practices were strengthened by collaborating with governmental bodies to implement systematic disposal programmes and appropriate records classification systems.

Outcome 3	Access and opportunities for participation in sport and recreation.
Outcome Indicator	Increased uptake of services in the sport and recreation sector in the Western Cape.

The Department facilitates engagements with all district sport federations, district sport councils and the Western Cape Provincial Sport Confederation (WPSC) annually. During these engagements, the Department explains the funding application process, as well as other funding resources available such as Lotto funding and the CATHSSETA. The sport federations then apply for funding for development, capacity building, transformation, major events, and administration. These engagements therefore support the aim of giving access and opportunities to sport federations and by extension the athletes throughout the province.

Half of clubs supported are from marginalised communities and rural/farm areas in order to mainstream their participation in sport. This ensures that these clubs and/or players gain access and opportunities to be involved in sport competitions and be part of the sport sector.

Funding is also used to subsidise athletes to travel to overseas competitions to represent South Africa. During 2023/24, 70 sport athletes were supported.

3.1. Significant achievements toward the 2019-24 Medium Term Strategic Framework and Provincial Strategic Plan

During 2023/24, the Department contributed to the National Outcomes of the Medium-Term Strategic Framework (MTSF) 2019-2024 as follows:

The Department's contribution to the achievement of the 7 National Priorities is as follows:

MTSF Priority	Departmental contribution
<p>Priority 1: A capable, ethical and developmental state</p>	<p>The Department has transitioned to a Managed Network Model which will ensure that its strategic objectives and services continue to be achieved and delivered through partnering with various key stakeholders (i.e., museums, libraries, sport federations, cultural organisations etc). The model is more cost efficient, while also affording community organisations the opportunity to contribute to the upliftment of their own communities.</p> <p>Sport and Recreation in the Province is driven by the National Sport and Recreation Plan and services are delivered in partnership with civil society, event owners and organisers, sport federations, sport councils and municipalities.</p>
<p>Priority 2: Economic transformation and job creation</p>	<p>The provision of major events promotes sport tourism and destination marketing. The Department works with sport federations and/or event owners and organisers in the Province that access major events funding.</p> <p>The Department's strategic partnership and contribution to events such as the Netball World Cup 2023 created a number permanent and temporary jobs in the Western Cape that further contributed to economic transformation. The Department is responsible for the provincial youth service programme which is modelled on the YearBeyond Programme. The YearBeyond Programme provides almost 3 000 volunteer opportunities each year to youth, along with extensive leadership training and pathways into employment. To date, over two-thirds of the cohort of volunteers have transitioned into employment or studies, and almost half continue to volunteer weekly in their communities.</p> <p>In the sport and recreation sector, the Department adopted a holistic approach that combines investment, skills development and social inclusion geared towards enhancing and leveraging the economic potential of the sector to create sustainable livelihoods and contribute to the broader socio-economic development goals. The programme creates job opportunities from the communities that it serves.</p> <p>EPWP work opportunities in the recreation, sport, arts, culture, and social sectors are provided. The Department facilitates work opportunities and various capacity building opportunities through programmes aimed at youth acquiring skills to facilitate their entry into the job market.</p> <p>The Department provides funding for public library staff. Employment opportunities are created through the building and upgrading of public libraries.</p> <p>The Department is contributing to the creation of opportunities for growth and jobs by facilitating the roll out of broadband and expansion of free internet connectivity and technology resources in public libraries for rural communities. Libraries provide job seekers with opportunities to create their CVs on computers, look for jobs in newspapers and online, and do online applications. Public Libraries also provide computer and internet access points used by small business entrepreneurs for developing business plans, accessing tenders, and other administrative activities.</p>
<p>Priority 3: Education, skills and health</p>	<p>A large proportion of the Department's budget is spent on the provision of library services and the purchasing of library material, in support of improving literacy outcomes. Public libraries provide various literacy and reading programmes. Most existing rural public libraries, as well as all new libraries planned and built, are situated in close vicinity of one or more schools, enhancing their dual-purpose role as school/community libraries. The Department, through YearBeyond, also provides some books to these schools.</p>

MTSF Priority	Departmental contribution
	<p>An e-book service, Overdrive, facilitates access to online resources for all registered library users in the Western Cape. The Department champions a reading campaign in the Province to encourage and build a strong culture of reading in communities, particularly amongst younger children, through their public libraries and YearBeyond programmes.</p> <p>The educational gap between resourced and under-resourced learners can be attributed to their differentiated access to books in the home, family holidays, the internet, extra-mural activities, exposure, and support. The Department helps to close this gap by providing after school programmes to school-going learners through the MOD Centres in 181 schools, the 134 Neighbouring School Centres, and over 500 YearBeyond sites.</p> <p>Learner participation in these programmes assists with positive learner attendance at school, learner discipline, teamwork, as well as keeping learners interested in attending school.</p> <p>The sport and recreation sector prioritises education, skills development and health initiatives which are geared towards empowering individuals to thrive both athletically and personally, while also fostering a culture of lifelong participation. This contributes to healthier, more skilled and resilient communities across the Province.</p> <p>YearBeyond focuses on addressing whole child development including a focus on educational gaps in literacy and numeracy, building a love of reading, and building a love of the outdoors.</p> <p>The Department promotes active recreation and sport activities for the Province. Recreation and sport promote an ethos of lifelong activity.</p> <p>In Partnership with CATHSSETA, 300 volunteers were trained as part of empowerment and transfer of skills.</p> <p>The Department conducted capacity building training for artists in performing arts disciplines.</p> <p>The Museum Service supports and encourages the implementation of educational programmes at affiliated museums, with a particular emphasis on local history. Moreover, the Museum Service implements educational programmes aligned with national objectives, exemplified by programmes such as National Symbols and "I am the Flag."</p>
<p>Priority 4: Consolidating the social wage through reliable and quality basic services</p>	<p>Consolidating the social wage through reliable and quality basic services.</p> <p>Through its socially inclusive programmes, the Department augments social protection policies by mitigating social vulnerabilities of women, children, the girl child, the disabled, and the aged, through arts and culture, and recreation and sport programmes. By placing the 3 000+ young people in service in the social sector, the Department and the Province have been able to expand services.</p>
<p>Priority 5: Spatial integration, human settlements and local government</p>	<p>The Rural Library Connectivity Project is being implemented and maintained at rural public libraries. The project is being enhanced with the roll out of broadband and Wi-Fi access.</p>

MTSF Priority	Departmental contribution
	<p>Smaller libraries/service points are established in rural areas with small populations in order to provide access to library facilities.</p> <p>The spatial integration of sport and recreation in the Province is the deliberate planning and development of sport facilities, recreational spaces and programmes to ensure equitable access and participation across the geographical landscape, particularly in historically marginalised communities. The Department ensures that those mandated to deliver sport infrastructure do so in terms of the norms and standards of the affected codes.</p> <p>Through its arts and culture programmes, and funding support the Department ensures the preservation of culture and promotion of arts in the districts.</p> <p>The management of heritage resources is a crucial component of infrastructure development planning and execution. Therefore, in collaboration with municipalities, the Department strives to incorporate heritage considerations into both town and regional planning, as well as early-stage developments. This effort is largely facilitated by the provincial heritage resources authority, which oversees the management of heritage resources in accordance with the National Heritage Resources Act No. 25 of 1999.</p> <p>Sport Facilities provisioning is funded and facilitated with all municipalities supported by sport federations, in order to develop and streamline sport in all communities in the Province.</p> <p>Cultural facilities offer communities and organisations physical spaces to use for activities aligned to the mandate of the Department. In addition, Heritage Western Cape creates mechanisms for the integration of environmental and heritage matters in the spatial and development planning process.</p> <p>Culture is a vehicle for transference of knowledge and social values. Arts and culture promotion and preservation inform cultural sustainability of communities' social fabric that contributes to sustainable human settlements.</p> <p>The Department's Records Management programme further strengthened its work as guardians of good governance, accountability, transparency and responsiveness through assistance provided to municipalities. The Department also demonstrated commitment to JDMA alignment (DDM) through IDP engagements with local government.</p> <p>The affiliated museums offer educational programmes aimed at advocating for the sustainable utilisation of environmental resources. Furthermore, Heritage Western Cape establishes frameworks for incorporating environmental and heritage concerns into spatial and developmental planning procedures.</p>
<p>Priority 6: Social cohesion and safe communities</p>	<p>The Department advocates for constitutional values and national symbols through a variety of means, including exhibitions, public programmes, community discussions, educational initiatives, heritage resource management, youth development, sports, recreation, and after-school programmes.</p> <p>Heritage Western Cape, established as a provincial Public Entity under the National Heritage Resources Act, No. 25 of 1999, is tasked with identifying, protecting,</p>

MTSF Priority	Departmental contribution
	<p>conserving, promoting, and overseeing heritage resources that embody our collective values and identity.</p> <p>The Western Cape Geographical Names Committee promotes social inclusion by raising awareness of and providing assistance with the renaming process. This process prioritises robust public participation mechanisms.</p> <p>The Western Cape Cultural Commission's aim is to promote, preserve and develop culture. The programmes of Cultural Councils supported by the WCCC are aimed at promoting and preserving cultural practices and strive to create an appreciation of and respect for the diverse cultures within the Western Cape.</p> <p>The Department contributes towards social inclusion and cohesion by ensuring that the WCG effectively communicates with the public. This is facilitated through the provision of translation, editing and interpreting services in the three official languages of the Western Cape, as well as South African Sign Language. The Department and the Western Cape Language Committee also promote multilingualism and advance the promotion, development and preservation of marginalised indigenous languages, and South African Sign Language through its programmes, thereby increasing awareness and use of these languages among the people of the Western Cape.</p> <p>Through arts and culture development and promotion programmes, the Department provides opportunities for youth, women, children, and people with disabilities from diverse communities to interact and acquire artistic and life skills. These opportunities for the vulnerable and marginalised provide platforms for social interaction and dialogue, whilst strengthening social inclusion amongst communities. In addition, Community Arts Centres create safety hubs for society whilst unlocking and expanding their artistic potential.</p> <p>Museums celebrate various national commemorative days through outreach and public programmes aimed at fostering social inclusion and unity. Exhibitions are progressively showcasing previously overlooked facets of both local and broader South African histories, thereby enhancing social inclusion and unity even more.</p> <p>Libraries serve as community hubs that promote and support social inclusion. The role of public libraries has long shifted from facilities mainly focused on lending books to the public, to also become community hubs that facilitate cultural awareness and understanding, and provides access to local and community information, e-governance, primary and general health information, and educational opportunities. Libraries and Archives expose citizens to history, heritage, and culture which are important for understanding the past, analysing the present and planning for the future, and foster social understanding and cohesion which can create social and economic stability and growth. Public libraries have the ability to foster social cohesion and community involvement, based on the principle of equity of access. By promoting education, libraries can also facilitate discussion on community identity and help break down barriers. Communities are encouraged to contribute oral histories for social inclusivity and get to know more about their heritage through accessing archival material, thus strengthening identities and social inclusion.</p> <p>Recreation, MOD Programme and School Sport activities taking place at shared facilities as well as in various municipalities support positive social, recreational and sport interaction within communities.</p>

MTSF Priority	Departmental contribution
	<p>The White Paper for Sport and Recreation (2012) highlights the importance of sport in efforts to reduce crime. Sport and Recreation continues to prioritise social cohesion and safety through its After School (MOD and YearBeyond), Recreation, School Sport and Club Development programmes, harnessing the power of sport to bridge divides, promote understanding, and build stronger and more resilient communities.</p> <p>Mass participation in sport and recreation, and arts and culture, contribute to building a common national identity in a diverse, yet socially cohesive society and increasing safety through provision of sport related activities which offer protective factors for youth at risk in various communities.</p> <p>School-going learners participate in after-school activities at school-based MOD Centres, YearBeyond sites, and Neighbouring School Centres, thus creating a safe space and environment for participation in fun-filled activities, play, recreation, sport, arts, culture, as well as academic activities.</p> <p>Sport and Recreation provides funding to support transformation projects aimed at women, girls, and individuals with disabilities. The Department allocates financial resources to sports federations to facilitate the growth and development of these underrepresented groups within various sporting disciplines.</p> <p>Through this multifaceted approach, the Department demonstrates its commitment to promoting equity, inclusion, and the empowerment of women, girls, and individuals with disabilities within the Western Cape's sports ecosystem.</p> <p>The Department supports the upgrading and construction of sport and recreation facilities in the Western Cape, that offers safe spaces for community members to interact which further promotes social cohesion.</p>
<p>Priority 7: A better Africa and World</p>	<p>In support of regional and continental integration, the Department's Africa Month programme promotes African unity to foster social inclusion and contribute to elimination of xenophobia. "Our Africa, our future" was the Africa Day Theme for 2023.</p> <p>Creating a better Africa and World in the sport and recreation sector involves leveraging the power of sport as a catalyst for positive social change, international cooperation and global citizenship. The Departmental sport and recreation programmes contribute significantly to a more peaceful, inclusive and sustainable future for all. Specific initiatives include the Netball World Cup 2023, which was the first ever African World Cup since the inception of the games. The Department funded an academy to participate in the African Continental championship and therefore promoting excellence and high-level competition on the African continent. The Shandong sport exchange fosters social cohesion and contributes to the transfer of skills and exposure through the programme.</p> <p>The twinning agreement between Ouidah, Benin, and the Western Cape Government, facilitated by the Department, promotes collaboration among artists from both regions. It encourages exchanges and partnerships within the arts, culture, and heritage sectors. It is the first twinning arrangement, with any region on the African continent by DCAS.</p>

During 2023/24, the Department contributed to the Provincial Vision-Inspired Priorities (VIPs) and strategic themes:

Strategic Priority Area	Departmental Contribution for 2023-2024
Growth and jobs	<ul style="list-style-type: none"> • Funding public library staff and creating jobs through the upgrading and building of new libraries. • The Department is contributing to the creation of opportunities for growth and jobs by facilitating the roll out of broadband and expansion of free internet connectivity and technology resources in public libraries for rural communities. Libraries provide job seekers with opportunities to create their CVs on computers, look for jobs in newspapers and online, and do online applications. • Public Libraries also provide computer and internet access points used by small business entrepreneurs for developing business plans, accessing tenders, and other administrative activities • YearBeyond which creates first work opportunities for unemployed youth and provides pathways into work and study. • The Department creates work opportunities through the EPWP Programme, national Conditional Grant for Sport and Recreation (sport coordinators), and YearBeyond Programme. • Arts and Culture Funding Programme provides support to arts organisations and practitioners that create work and training for arts practitioners and supports heritage, archaeological, and cultural tourism. • Sport funding provides support to established District sport federations, the Western Cape federations, the District Sport Councils, the Western Cape Provincial Sport Confederation, and relevant stakeholders for the development and growth of sport in the province. • Events - Employment and economic viability: The provision of support to major events promotes cultural tourism. Cultural heritage and contemporary arts benefit from being showcased in events. Arts-related events are each unique in reflecting local culture; they may be spontaneous (street art etc.) or planned (i.e. arts studio tours or arts festivals). The Department works with arts event organisers that access major events funding. The Department supports five key types of arts events: inspirational events that are catalysts for building creative (social, cultural and human) capital; affirming events for encouraging links to cultural identity or heritage; pleasurable events that offer enjoyable recreational, leisure and touristic experiences; enriching events that create opportunities for personal growth and/or to sell products or experiences, and finally, celebratory events that celebrate cultural identity and diversity. • After School Programme – closing the opportunity gap. • The growth of the recreation and sport industry, which by its nature is labour intensive, through sport development programmes [Recreation, MOD Programme, School Sport, and shared facilities leads to employment and business opportunities within communities. • The Department's support of the entity Heritage Western Cape provides an opportunity for HWC to be operational and responsive to development related applications which falls within the ambit of HWC in terms of the NHRA thereby creating an enabling environment for development and job creation in the province.
Empowering People	<ul style="list-style-type: none"> • DCAS provides platforms and training to give communities a voice. With its libraries, oral history, arts and youth programmes, it empowers people's stories and education. For those in sport or the arts, DCAS provides exposure and a pathway to mastery. DCAS' focus on youth, through programmes like the MOD Programme, Neighbouring School Programme, Recreation Programme, and YearBeyond, provides them with a sense of purpose, dreams and a future.

Strategic Priority Area	Departmental Contribution for 2023-2024
	<ul style="list-style-type: none"> • Libraries – continuously promoting a culture of reading and lifelong learning. • The Rural Library Connectivity Project provides free internet access to enable the completion of online job applications, online learning, e-learning portals, etc. • YearBeyond grade 3 and 4 literacy and numeracy catch-up programme and @homelearning homework support. • Engaging at-risk youth in ASP. • Youth Service, YearBeyond, which creates first work opportunities for unemployed 18 – 25 years. • CATHSSETA, in partnership with the Department, trained and created work opportunities during the Netball World Cup 2023. • Researchers and students were provided access to archival material. • The Archives' reading room provided knowledge and skills to the public. • Beneficiaries of the EPWP received training. • Provide space for internship programmes and in-service training. • Offering training on electronic records management, registry management and records management online in order to empower people. • Offering training courses in Archives and records management to various stakeholders. • Language and cultural inclusion - provision of language support services in the three official languages, including South African Sign Language; terminology development; projects that promote multilingualism, advance the use of indigenous languages of historically diminished status and SASL and translation of at least one sport code rule book into isiXhosa. • Recreation programmes (ECD, Hub activities). • Sport activities and projects provide opportunities for growth and employment. • MOD and Neighbouring School Programmes. • Shared Facilities • Performing Arts Development – capacity building. • School Sport Programmes (Code development, Athlete development, Coach development). • The Neighbourhood Development Programme. • Provision of arts and cultural activities lays the foundation for artists and cultural expression, fostering of empathy which underpins tolerance, acceptance, and social cohesion. • Exposure to arts skills development provide opportunity to develop life skills for youth and contribute to opportunities in the creative industries. • Provision of training opportunities to emerging artists. • ASP targeting youth at risk. • Youth Service Programme.
Mobility and spatial transformation	<ul style="list-style-type: none"> • The Department is present in every town in the Province, for example, in the form of libraries, museums, or sport offices. • Social infrastructure e.g., libraries, sport facilities, museums, archives etc. • Spatial transformation of the heritage landscape through support of the work of the entity HWC. • Cultural Facilities and community arts centres provide communities and civic organisations with a safe space for activities which foster social transformation. • Sport Development Centres [Recreation, MOD Programme, Neighbouring School Centres in each district municipality and in most towns within the Province.

Strategic Priority Area	Departmental Contribution for 2023-2024
	<ul style="list-style-type: none"> • District sport academies are available in all six of the districts within the Western Cape, supported by the various municipalities where they reside. • Facilities provision is facilitated in partnership with all municipalities in the province to benefit communities. This forms part of service delivery for sport and recreation.
Safe and Cohesive Communities	<ul style="list-style-type: none"> • Public libraries provide a safe space for children after school and for community members. • Provision of recreation, sport, arts, and culture opportunities for communities as part of creating alternative platforms to build cohesion. • Ensuring that all clients have open and accessible information and that the archive service is inclusive. • Individuals can have a greater feeling of identity and belonging by learning about historical events, their ancestry, through access to birth, marriage, death notices and estate records including wills. • Granting access to documentation discussing historical injustices and violations of human rights in order to promote healing, justice, and reconciliation. • Collaborative arts development programme with municipalities and organisations active in the arts, provide safer and constructive activities for youth. • Funding of arts organisations and arts centres provides opportunities for interaction and learning of life skills through the arts. • Providing language support services, promoting multilingualism and advancing marginalised indigenous languages contribute to effective communication and understanding, which foster a greater sense of belonging and identity, providing opportunities for residents to shape their lives and the lives of others, thereby leading to a meaningful and dignified life. • Engagements with communities and sport civil society to foster social cohesion and nation building. • Partnerships with sister departments will be fostered to benefit communities and create safer spaces for sport and recreation and community development. • Building social cohesion through sport and recreation. • Targeting youth at risk to reduce risk taking behaviour. • Utilisation of schools as safe spaces for school-based communities after school hours. i.e., Recreation Centres, MOD Centres, Neighbouring School Centres and Shared Facility. • Involvement in the Neighbourhood Development programme.
Innovation and Culture	<ul style="list-style-type: none"> • Introducing more electronic resources in libraries. • Public-private partnership models of delivery services in both youth service and sport development. • Development of youth service norms and standards. • Building a culture of responsive government in all our services. • Building a culture of reading through our libraries, youth service, archives and museums. • Improvement of the DCAS online funding application system for arts and culture. • Archival records are being digitized. • A variety of outreach programmes and online exhibitions are available. • The electronic Records Management programme aims to enhance the efficiency and system of control of electronic records generation, receipt,

Strategic Priority Area	Departmental Contribution for 2023-2024
	<p data-bbox="491 264 1385 327">maintenance, use, and disposal, including the capture and maintenance of evidence and information about business transactions and activities.</p> <ul data-bbox="453 331 1385 900" style="list-style-type: none"> <li data-bbox="453 331 1334 394">• The arrangement and description of archival records will continue to be done using Access to Memory (AtoM). <li data-bbox="453 398 1279 430">• A booking system for cultural facilities that can be accessed online. <li data-bbox="453 434 823 465">• Online Registry Clerk course. <li data-bbox="453 470 1385 560">• Implementation of comprehensive rollout of Enterprise Content Management to selected departments and continued system support for all departments. <li data-bbox="453 564 1385 654">• Enhancing the functionalities provided by the Enterprise Content Management (ECM) programme to assist business to achieve better control of document- and records management. <li data-bbox="453 658 887 689">• Partnership model in YearBeyond. <li data-bbox="453 694 1385 761">• The innovative financing model is our social franchise model which provides for a shared cost model between WCG, donors and implementing NGOs. <li data-bbox="453 766 1046 797">• The Neighbourhood Development Programme. <li data-bbox="453 801 1362 869">• Shared-facility approach to provide school-going learners and the school-based community with a quality recreation, sport, arts and culture facility. <li data-bbox="453 873 1343 904">• Online Sport funding application system developed for sport federations.

4. Performance Information by Programme

4.1. Programme 1: Administration

Purpose

To provide overall financial and strategic management and administrative support for the Department of Cultural Affairs and Sport.

Sub-Programmes

Sub-programme 1.1: Office of the MEC

To provide administrative, client liaison and support services to the Minister for Cultural Affairs and Sport.

Sub-programme 1.2: Financial Management Services

To provide an overall financial management support service to DCAS, including financial management services to the three public entities reporting to the Minister for Cultural Affairs and Sport.

Sub-programme 1.3: Management Services

To render an administrative support function to the Head of Department by providing an effective communication service and strategic and operational support service, including a monitoring and evaluation service, the implementation of service delivery improvement initiatives, effective client relations, or effective management of intra/intergovernmental relations, and making limited provision for maintenance and accommodation needs.

Contribution to Institutional Outcomes

Programme 1 supports all three of the Department's Outcomes.

The Strategic outcomes, outputs, output indicators, planned targets and actual achievements

The Management Improvement Plan serves as a tool to monitor internal and external audit findings. The plan is intended to improve the control environment and entailed the rigorous monitoring and follow-up of the findings on a quarterly basis.

The responsibilities of Sub-programme 1.3: Management Services include implementing Batho Pele initiatives within the Department, monitoring the Department's performance, and planning for the Department's immovable asset management needs. All indicators were achieved which comprised of the development and approval of site-specific Service Charters and an Annual Report to Citizens, quarterly performance monitoring and verification reports, and a User Asset Management Plan.

The Strategic outcomes, outputs, output indicators, planned targets and actual achievements are presented in the tables below:

Outcomes, outputs, output indicators, targets and actual achievements table

PROGRAMME 1: ADMINISTRATION									
Outcome	Output	No.	Performance Indicator	Actual Achievement 2021/2022	Actual Achievement 2022/2023	Planned Target 2023/24	Actual Achievement 2023/2024	Deviation from planned target to Actual Achievement for 2023/2024	Comment on deviations
Sub-programme 1.2: Financial Management Services									
All	Annual Management Improvement Plan (MIP)	1.2.1	Number of plans implemented for improving audit outcomes and reducing the audit findings raised by the Auditor-General and Internal Auditor to achieve service excellence.	1	1	1	1	-	-
All	Internal Audit recommendations implemented.	1.2.2	Percentage of Internal Audit (IA) recommendations implemented	100%	90%	100%	93%	-7%	One management action plan followed-up was not completed by the agreed implementation date.
Sub-programme 1.3: Management Services									
All	Service Delivery Report(s) and/or Charter(s) approved submission	1.3.1	Number of Batho Pele/service delivery improvement documents compiled	2	2	2	2	-	-
All	Quarterly Performance Reports	1.3.2	Number of quarterly performance monitoring reports compiled	4	4	4	4	-	-
All	Quarterly Verification Reports	1.3.3	Number of quarterly verification reports compiled	-	-	4	4	-	-

PROGRAMME 1: ADMINISTRATION

Outcome	Output	No.	Performance Indicator	Actual Achievement 2021/2022	Actual Achievement 2022/2023	Planned Target 2023/24	Actual Achievement 2023/2024	Deviation from planned target to Actual Achievement for 2023/2024	Comment on deviations
All	UAMP	1.3.4	Number of UAMPs submitted	1	1	1	1	-	-
All	Departmental Business Continuity Plan	1.3.5	Departmental Business Continuity Plan annually reviewed and adjusted as necessary	1	1	1	1	-	-
All	PERSAL Report	1.3.6	Number of Premier's Advancement of Youth (PAY) interns	32	28	28	28	-	-
All	Communication Plan	1.3.7	Approved Departmental Communication Plan	1	1	1	1	-	-

Strategy to overcome areas of under-performance

Realistic timeframes will be set to implement recommendations to avoid future deviations from planned targets. It will also allow for the necessary management engagements to take place.

Performance in relation to Standardised Outputs and Output Indicators for Sectors with Concurrent Functions

There were no standardised outputs and output indicators for Programme 1.

Linking performance with budgets

Sub-Programme expenditure for Programme 1: Administration was as follows:

Sub-Programme	2023/24			2022/23		
	Final Appropriation R'000	Actual Expenditure R'000	(Over)/ Under Expenditure R'000	Final Appropriation R'000	Actual Expenditure R'000	(Over)/ Under Expenditure R'000
Office of the MEC	9 248	9 198	50	8 682	8 674	8
Financial Management Services	33 379	33 058	321	34 139	34 139	-
Management Services	26 017	25 699	318	26 139	26 138	1
Total	68 644	67 955	689	68 960	68 951	9

The under expenditure is due to a delay in the filling of posts [Compensation of Employees (CoE)] resulting from the DPSA Directive on the implementation of control measures: Fiscal sustainability when creating and filling vacant posts in Departments. The directive applied to all requests to create and fill posts not yet approved on 17 October 2023. It required all vacant funded post to be subjected to an approval process based on motivation against set criteria and the approval of which had to receive concurrence by the Premier.

4.2. Programme 2: Cultural Affairs

Purpose

To provide arts, culture, museum, heritage, and language-related services to the inhabitants of the Western Cape

Sub-Programmes

Sub-programme 2.1: Management

To provide strategic managerial support to Cultural Affairs.

Sub-programme 2.2: Arts and Culture

To facilitate the development, preservation and promotion of arts and culture in the Western Cape through the creation of inclusive, effective and vibrant functioning arts and culture structures, activities and environments; and to support and assist the Western Cape Cultural Commission to execute its legislative mandate.

Sub-programme 2.3: Museum Service

To accelerate the transformation of the Western Cape's heritage by providing museological services to conserve, develop and promote the heritage of the Province through the affiliated museums.

Sub-programme 2.4: Heritage Resource Management Service

To support and assist Heritage Western Cape to identify, protect, conserve, manage and promote heritage resources of significance; in terms of the National Heritage Resources Act, 1999; to facilitate matters related to World Heritage Sites in Western Cape in terms of the World Heritage Convention Act, No. 49 of 1999; to facilitate processes for the standardisation or changes, where necessary, of geographical names in the Western Cape by implementing at provincial level the mandates of the South African Geographical Names Council Act, No. 118 of 1998.

Sub-programme 2.5: Language Services

To promote multilingualism in the Western Cape in order to improve service delivery and accessibility; to actively promote the development of the previously marginalised indigenous languages; to facilitate the implementation and monitoring of the Western Cape Language Policy; and to provide administrative, content, procedural and financial management support to the Western Cape Language Committee to execute its legislative mandate.

Contribution to Institutional Outcomes

The Programme contributes to achieving the Departmental Outcome 1 by providing access to the Arts, Culture and Heritage sector, supporting economic growth, and enhancing safe and cohesive communities.

The Strategic outcomes, outputs, output indicators, planned targets and actual achievements

The Department continued to provide language support services to the Western Cape Government, including translation, editing and interpreting in the three official languages of the Western Cape as well as South African Sign Language. Through the managed network model, the Department programmes promoted multilingualism, marginalised indigenous languages, and South African Sign Language. The Department also continued to support the promotion of the Western Cape Language Policy through a transfer payment to the Western Cape Language Committee, a Schedule 3C public entity in terms of the Public Finance Management Act, Act 1 of 1999.

The Department continued to support the legally mandated work of the provincial heritage resources authority, Heritage Western Cape, through an annual transfer payment and the provision of staff from HRMS to undertake the work of the entity. The Directorate Museums, Heritage and Geographical Names Services assists with interventions which contribute to the Western Cape Provincial chapter of the Resistance and Liberation Heritage Route as part of the national Resistance and Liberation Heritage Route project.

The Arts Development Programme, guided by legislative mandates and strategic goals, has designed a programme to promote collaborations and networks that support talent identification, development, and promotion of arts and culture across the value chain. Through the visual arts, performing arts, literary arts, and design, the component facilitated training programmes that developed the artistic skills of youth largely in the rural districts. The training programmes culminate in showcasing the performances through festivals and displays. The arts development programme strengthened its partnerships with public and private sector organisations inclusive of civil society.

The Department continued to financially support the arts through transfers to arts organisations, individuals and companies and facilitating collaborative initiatives that support the promotion, development and preservation of arts and culture within communities. The Department provided administrative and financial support to the Western Cape Cultural Commission to execute its legislative mandate which included support to cultural councils and the maintenance of the seven cultural facilities within the Province.

Management

The EPWP created 520 work opportunities in areas of building maintenance, performing arts and administration, heritage, museums, libraries, and archives.

The Department hosted its 21st Cultural Affairs Awards on 26 September 2023. Individuals and organisations who had contributed significantly to the arts, culture, language, libraries, archives, heritage and museums sector were honoured with an award.

Arts and Culture

The creative sector has the potential to positively contribute to shaping societies economically, socially, and culturally through investing in the creativity of individuals, drawing on the heritage of communities, and creating opportunities for growth and development across the arts and culture sector. During the year under review, the Department received 338 applications for annual funding and supported 108 organisations, inclusive of individuals and companies. Applications were received from all six districts and there was an increase in applications for

programmes addressing aspects of gender-based violence, youth at risk and audio-visual programmes where technology was being promoted.

Initiation

The Department and the Western Cape Provincial Initiation Coordinating Committee facilitated nine engagements with relevant stakeholders and Initiation Forums during the year under review.

The Department provided training and support to cultural practitioners to ensure a safe rite of passage. The Department will continue to support the practice in the Province in order to ensure its preservation, sustainability and safety of initiates.

Arts Development and Promotion

Arts and Culture continued to forge partnership and collaborations with various entities with the aim of providing not just enjoyment of the arts in our communities, but also access to the development and promotion of unique talent abound in our province. The Department has facilitated various initiatives during the year to allow access to arts and culture for youth and enrich their daily experiences and developmental pathways.

The music development programme was key to the "Journey to Jazz" festival hosted in Prince Albert, in the Central Karoo district during April/May 2023. The festival was organised and hosted by the Prince Albert Community Trust and will be an annual event. The festival provided a much-needed platform to showcase local artists and provided events management skills for young people from Prince Albert and surrounding towns in Central Karoo.

The Department partnered with local schools and Assitej South Africa, to train arts facilitators in the delivery of the CAPS curriculum in eight schools in the Western Cape. The schools are in the Central Karoo, West Coast and Cape Winelands where some educators are not formally trained within the arts. This programme included 25 artists. The skills learnt and shared between artists and educators will enhance the appreciation and understanding of the role of the arts beyond the entertainment aspect only.

In partnership with COMFESA, the Department convened choral music engagements in the districts with the purpose of organising the choral sector. The engagements were coupled with training of choir conductors in schools and communities.

In partnership with the National Department of Small Business Development, municipalities (Swartland, Drakenstein, and Stellenbosch) and various arts organisations namely Music Exchange and Jazzathon, the Department facilitated information workshops on the music industry and intellectual property. Workshops targeted SMMEs in the creative sector such as budding filmmakers, musicians, producers, production companies, photographers, craft and design institutes, scriptwriters, writers, and publishers. The workshops were attended by 166 participants and were held in Piketberg, Stellenbosch, Paarl and Langa. The purpose of the workshops was to capacitate creatives about the importance of their intellectual property and various laws that protect their artistic work in South Africa. These engagements stimulated the understanding amongst creatives to not only focus on music performance but also to see themselves contributing to the entire value-chain including composition and production. Furthermore, they enhance their business acumen.

The Department continued to consolidate the Community Arts Centre programme in the province in partnership with the National Department of Sport, Arts and Culture and Stand Foundation as the implementing agents. The Community Arts Centres Network (CACNET), an advocacy group formed to represent and advance the course of community arts centres in the province, continues to grow its membership. The network was founded by 12 members in 2022 but has expanded to over 30 arts centres throughout the province. The centres receive operational support and arts management training to improve their sustainability. The Department has assisted to bolster the work of these centres by placing 30 Young Creatives at the Community Arts Centres in partnership with NYDA and DSAC.

Capacity building and training in the arts is one of the key mandates of the Department to ensure development and the sustainability of the arts sector. It is also a fundamental part of creating a healthy and cohesive society and imagining alternative futures. Through the arts, we focus on providing youth with meaningful platforms to find and unlock their potential.

The drama development programme for the 2023/24 year was implemented in the Garden Route, Overberg and Cape Winelands and has stimulated a keen interest in the arts sector within these districts. The programme attracted 43 productions, of which 39 participated in the development programme as facilitated by the Department. The participants were trained in script development, directing, creative writing, acting as well as stage management. The training, presented by professionals in the industry, included weekend workshops and various showcases attended by 85 young aspiring theatre makers.

The 11 selected productions performed at the grand finale at the Baxter Theatre, and a group from Dysseisdorp, called *Artistic Rural Talent*, won the overall production award. The collaboration and close working relationship with the Zabalaza Festival at the Baxter Theatre afforded these groups from rural areas an opportunity to showcase their skills at this provincial festival and be part of the main festival lineup. These opportunities have instilled a sense of pride and belonging for our youth coming from rural areas to perform in the city's professional theatres. Siyakhona Youth Development hosted an Arts Festival in Thembalethu (George) which received national coverage. This year saw many of the DCAS drama programme beneficiaries receiving numerous opportunities to be part of professional productions. These included Ayden October who had a role in the feature film, *Old Righteous Blues*, as well as a lead role in *Skemergrond*. Other participants of the programme who have become part of professional productions include Megan Lee Johnstone in *Blood and Water*, Robin September in *Arendsvlei*, and Stephen Saayman in the highly acclaimed television series *Spinners*. Furthermore, Llewellyn Bond from Sedgefield won the Best Supporting Actor Award at the festival.

The literary arts programme endeavours to convey messages of hope and nation building through spoken and written word. It is a tool to connect, build, inspire, challenge, and revitalise communities. The Department is committed to the preservation, development and promotion of Western Cape literature in all its forms and genres. Through a variety of strategic interventions, the Department created platforms for aspiring writers and encouraged the culture of reading and writing. To foster positive values and attitudes, slam poetry, storytelling, book clubs and writers sessions were held.

The Emerging Writers programme capacitated writers with skills that resulted in the production of a manuscript that will be published in the next financial year.

Museums, Heritage Resource Management and Geographical Names Services

The Department of Cultural Affairs and Sport demonstrated significant achievements across its Museum Service, Heritage Resource Management Service, and Geographical Names Service in the year under review, contributing to the promotion of social inclusion and preservation of cultural heritage in the Western Cape Province.

Throughout the reporting period, the Department provided steadfast support to 32 affiliated museums across the Province, serving as vital hubs for promoting local and international tourism, stimulating local economies, and fostering job creation, particularly in rural areas. These museums have played a pivotal role in offering exhibitions and educational programmes tailored to enhance social inclusion within the Province, providing visitors with insights into the collective cultural and natural heritage of the country.

Museums, Archives and Library Services (MAL) initiated an innovative integrated service delivery approach, aimed at providing seamless access to cultural and heritage resources for the public. The establishment of a MAL Steercom underscores the Department's commitment to modernising cultural services and enhancing accessibility to collections and exhibitions. Furthermore, the Museum Service demonstrated resilience and adaptability by implementing hybrid approaches to hosting exhibitions and programmes, ensuring continued public participation and accessibility.

Significant progress was also made in reconceptualising and reimagining some museums such as the Bartolomeu Dias and Worcester Museums. Through extensive research and public consultations, new exhibitions focusing on pivotal moments in history is being developed and will contribute to a deeper understanding of the region's heritage and fostering social cohesion. The successful inauguration of the Cape Town Museum Walk-In Centre in November 2023 stands as a testament to the Department's commitment to revitalising museum experiences and showcasing diverse aspects of local history and culture.

Despite budget constraints, Museum Services actively pursued partnerships and collaborative projects to ensure the vibrancy of the museum sector. Initiatives such as the collaboration with Stellenbosch Academy yielded positive outcomes, further enhancing the cultural richness of the Western Cape Province. In the Heritage Resource Management sector, the Department's efforts have been particularly notable, highlighted by the nomination of the Emergence of Modern Human Behaviour: Pleistocene Occupation Sites of South Africa as UNESCO World Heritage Sites. It was deemed complete by the World Heritage Centre and was tabled at the 46th World Heritage Convention held in India from 21-31 July 2024. The World Heritage Committee approved the inscription of the sites on the World Heritage List.

Moreover, the Department continued its support for the RLHR, a nationwide initiative led by the national Department of Sport, Arts and Culture. This initiative focuses on the launch and promotion of 27 sites or nodes significant to South Africa's resistance and liberation heritage. Within the Western Cape, three key sites are emphasised: the "Robben Island Prison Landscape," "Tussen die Riviere: Commemorating the Early Legacies of Resistance by the Indigenous People of South Africa," and the "Road to Freedom: Sites related to Nelson Mandela's Route to Freedom on 11 February 1990." Notable locations within this latter category include the Entrance/Exit of the Drakenstein Correctional Facility, the Madiba House at the Drakenstein Correctional Facility, and the City Hall and Grand Parade in Cape Town. The Management of the Madiba House was officially handed over to Iziko Museums of South

Africa, while the Department has developed implementation plans for Tussen die Riviere which has been submitted to the NHC for funding.

Additionally, the Department continued to provide crucial support to its entity, Heritage Western Cape (HWC), ensuring the effective implementation of heritage legislation within the province. Financial and human resources are allocated to support HWC in implementing the National Heritage Resources Act, No. 25 of 1999, reflecting the Department's dedication to heritage preservation and management.

Meanwhile, the Geographical Names Service, represented by the Western Cape Provincial Geographical Names Committee (WCPGNC), showed proactive engagement through strategic planning sessions and regular meetings. The WCPGNC Secretariat actively guided the public on the application process and facilitated referrals to relevant authorities, demonstrating a commitment to promoting accurate and culturally significant geographical naming practices.

Language Services

The major focus of the Department's language component is to provide translation, interpreting and editing/proofreading services to WCG departments. For the year under review, the Department exceeded its planned target for language support services provided in the three official languages and South African Sign Language. This was mainly due to the increased demand from provincial departments for language services in order to engage with people of the Western Cape. The planned target of 448 was thus exceeded, resulting in a final output of 743.

Since 2021, the Department has provided funding towards the Trilingual Dictionary of Kaaps project that was launched by the Centre for Multilingualism and Diversities Research at the University of the Western Cape and Heal the Hood Project, a community NGO. A first of its kind, the dictionary is a descriptive corpus project that will develop the first dictionary of Kaaps. In 2023/24 the project focused on the development and research of the dictionary, and training programmes and workshops focusing on corpus linguistics and lexicographical skills to assist with the development of the dictionary.

The Department, in collaboration with the Pan South African Language Board (PanSALB), hosted basic South African Sign Language (SASL) training for frontline staff working at various offices in Western Cape Government departments. The training, which took place from 19 to 23 June 2023, was facilitated by DeafSA and focused on the requirements relating to conversing within deaf culture, as well as the rules and vocabulary of SASL, deaf culture and the deaf community.

On 22 and 23 June 2023, the Department hosted a translation and editing training workshop for language practitioners in the Western Cape Government. The workshop was facilitated by the University of South Africa (Unisa). The development and upskilling of language practitioners enriched their understanding of language, and contributed to improved efficiency and proficiency, which would have a positive impact on how the WCG engages with the public.

In celebration of Women's Month, the Department, in collaboration with Artscape, hosted a Women's Humanity Arts Festival, which included a series of events, including book launches, the Humanity walk, story clubs, concerts and exhibitions, etc. The Department provided Sign Language Interpreters for some of the events that took place on 1, 5 and 9 August 2023.

The first isiXhosa printed works date back to 1823. Since then, isiXhosa has evolved as an oral, written and literary language, producing many novels, short stories, folktales and many other remarkable works. DCAS commemorated the 200-year anniversary of isiXhosa as a written and published language by hosting a community outreach programme and colloquium at the Guga S'thebe Cultural Centre in Langa on 9 and 10 November 2023. The events were hosted in collaboration with the Cape Peninsula University of Technology (CPUT), City of Cape Town, Iziko Museums of South Africa, Pan South African Language Board (PanSALB), the University of the Western Cape (UWC), and the Western Cape Language Committee (WCLC).

The outreach programme included discussions around the role of museums in promoting cultural and linguistic diversity for sustainable societies and the reading culture in isiXhosa communities. The colloquium focused on the impact of isiXhosa literary works in the promotion and preservation of the language, and how new age writers contribute to preserving the legacy of classical writers. The events were attended by amongst others, the public, academics, teachers and learners from KwaLanga High, Leap High, Mokone Primary, Moshesh Primary, Noluthando School for the Deaf and Khulane Secondary schools.

The Department celebrated International Mother Language Day (IMLD) on 24 February 2024 in the form of an isiXhosa Spelling Bee Competition for grade 4 learners. The theme of the event was "Multilingual Education is a Pillar of Intergenerational Learning". IMLD is observed every year to promote linguistic and cultural diversity and multilingualism. Other partners who formed part of the project were CPUT, Iziko Museums of South Africa, PanSALB, Western Cape Education Department and the WCLC. The event, which was attended by learners and educators from various primary schools in the Western Cape, took place at Iziko Museums of South Africa.

The Department hosted four meetings of the Western Cape Provincial Language Forum (PLF) during 2023/24, which focused on, amongst others, discussions around language style guides, legal translations, and terminology development.

The Department is represented on the PanSALB isiXhosa National Language Body, which focuses on language standardisation, terminology development, promotion and development of literature, language education, and translation and interpreting. The Department was also represented on a task team initiated by Rhodes University, which focused on the development of an isiXhosa medical terminology list.

The Department embarked on the process of translating the Rule Books of various sporting codes into isiXhosa in order to increase accessibility to and compliance with these Rules. To date, the Department has translated and launched Rule Books for Chess, Cricket, Netball and Boxing. The development of translated Rule Books ensures the promotion of multilingualism in the sport environment. On 7 March 2024, the Department launched and handed over copies of the first translated isiXhosa Cycling Rule Books to cycling structures in the Western Cape. The translation of the Rule Books was facilitated by the Language Services Unit and approved by PanSALB and other expert stakeholders in terminology development to ensure that the translations were consistent and complete.

The Strategic outcomes, outputs, output indicators, planned targets and actual achievements are presented in the tables below:

Outcomes, outputs, output indicators, targets and actual achievements table

PROGRAMME 2: CULTURAL AFFAIRS									
Outcome	Outputs	No.	Output Indicator	Actual Achievement 2021/22	Actual Achievement 2022/2023	Planned Target 2023/24	Actual Achievement 2023/24	Deviation from planned target to Actual Achievement for 2023/24	Comment on deviations
Sub-programme 2.1: Management									
1	EPWP job opportunities	2.1.1	Number of EPWP job opportunities created	366	431	425	520	+95	More opportunities became available due to beneficiaries finding employment opportunities (beneficiary turnover).
2	Job opportunities created through arts, culture and heritage programmes	2.1.2	Number of job opportunities created through arts, culture and heritage programmes	552	610	480	493	+13	Due to more organisations receiving funding, more job opportunities could be created than planned.
Sub-programme 2.2: Arts and Culture									
1	Capacity Building Programmes	2.2.1	Number of practitioners benefitting from capacity building opportunities	245	315	270	360	+90	Collaborations and partnering with municipalities and community art centres resulted in more attendees at workshops.
1	Community conversations/ dialogues held to foster social interaction	2.2.2	Number of community conversations/ dialogues implemented to foster social interaction per year	3	3	3	3	-	-
1	National and historical/ significant day commemorations	2.2.3	Number of national and historical/significant days commemorated	3	3	4	4	-	-
1	Financial assistance to Arts and Culture	2.2.4	Number of Arts and Culture organisations,	103	107	90	108	+18	The funding criteria was expanded for

PROGRAMME 2: CULTURAL AFFAIRS

Outcome	Outputs	No.	Output Indicator	Actual Achievement 2021/22	Actual Achievement 2022/2023	Planned Target 2023/24	Actual Achievement 2023/24	Deviation from planned target to Actual Achievement for 2023/24	Comment on deviations
	Organisations, Individuals and Companies		Individuals and companies supported						programmes addressing gender responsiveness, Cultural Tourism, youth at risk, and hotspot areas, leading to more organisations supported.
1	Showcase and promotional platforms	2.2.5	Number of projects to develop and promote arts and culture	15	20	15	19	+4	Collaborations with municipalities resulted in more programmes being facilitated in regions.
1	Financial Assistance to the Cultural Commission	2.2.6	Number of Cultural Commissions supported	1	1	1	1	-	-
1	Artists placed in Schools	2.2.7	Number of artists placed in schools per year	25	25	25	25	-	-
Sub-programme 2.3: Museum Service									
1	Events promoting national symbols and orders	2.3.1	Number of interventions on promotion of national symbols and orders	4	3	3	3	-	-
2	Public awareness activations on the "I am the flag" campaign	2.3.2	Number of public awareness activations on the 'I am the Flag'	4	4	4	4	-	-
1	Financial and administrative support to affiliated museums	2.3.3	Number of affiliated museums supported	32	30	32	32	-	-
1	A Museum Service which provides ongoing support to Affiliated museums	2.3.4	Number of Museum Services maintained to provide support to affiliated museums	1	1	1	1	-	-

PROGRAMME 2: CULTURAL AFFAIRS

Outcome	Outputs	No.	Output Indicator	Actual Achievement 2021/22	Actual Achievement 2022/2023	Planned Target 2023/24	Actual Achievement 2023/24	Deviation from planned target to Actual Achievement for 2023/24	Comment on deviations
1	Knowledge sharing platforms attended by affiliated Museums and Governing Body Representatives	2.3.5	Number of Museum knowledge sharing platforms hosted	1	1	1	1	-	-
1	Deliver education programmes at affiliated museums	2.3.6	Number of museum education programmes delivered	4	4	3	4	+1	An opportunity became available to host an additional programme at Stellenbosch Museum.
Sub-programme 2.4: Heritage Resource Service									
1	Annual transfer payment to provincial heritage resources authority	2.4.1	Number of provincial heritage resource management authorities supported through transfer payments	3	1	1	1	-	-
2	Review and verification of geographical names in the province	2.4.2	Number of geographical names verified and reviewed by the Western Cape Provincial Geographical Names Committee	351	340	340	340	-	-
1	Provincial Resistance and Liberation Heritage Route (RLHR) Interventions	2.4.3	Number of Provincial Resistance and Liberation Heritage Route (RLHR) Interventions	2	2	1	1	-	-
Sub-programme 2.5: Language Services									
1	Financial assistance to the Western Cape Language Committee	2.5.1	Number of language coordinating structures supported through Transfer Payments	1	1	1	1	-	-

PROGRAMME 2: CULTURAL AFFAIRS

Outcome	Outputs	No.	Output Indicator	Actual Achievement 2021/22	Actual Achievement 2022/2023	Planned Target 2023/24	Actual Achievement 2023/24	Deviation from planned target to Actual Achievement for 2023/24	Comment on deviations
1	Completed projects that promote multilingualism, previously marginalised indigenous languages and SA Sign Language	2.5.2	Number of projects addressing the legislative mandate to promote multilingualism, previously marginalised indigenous languages and SA Sign Language	6	7	6	8	+2	Additional projects were possible as a result of collaborative strategies with other organisations which involved pooling of resources.
1	Language support services provided in the 3 official languages of the Western Cape and SA Sign Language	2.5.3	Number of language support services provided in the 3 official languages of the Western Cape and SA Sign Language	521	664	448	743	+295	Some departments requested language support services when their in-house language practitioners were on leave; an increase in requests for translations and editing of provincial notices, proclamations, posters, invitations, Annual Reports, Annual Performance Plans and legislation. Internally, DCAS also saw an increase in requests for editing and translations of documents relating to drama festivals, after-school and museum programmes.

Strategy to overcome areas of under-performance.

There were no areas of under-performance for Programme 2.

Performance in relation to Standardised Outputs and Output Indicators for Sectors with Concurrent Functions

All standardised outputs and output indicators have been incorporated in the Annual Performance Plans and therefore implemented and reported on in the Annual Report as reflected in the performance table above (in bold).

Linking performance with budgets

Sub-Programme expenditure for Programme 2: Cultural Affairs was as follows:

Sub-Programme	2023/24			2022/23		
	Final Appropriation R'000	Actual Expenditure R'000	(Over)/ Under Expenditure R'000	Final Appropriation R'000	Actual Expenditure R'000	(Over)/ Under Expenditure R'000
Management	4 165	4 159	6	4 636	4 266	370
Arts and Culture	47 825	47 825	-	42 600	41 136	1 464
Museum Services	69 314	69 092	222	69 332	67 403	1 929
Heritage Resource Services	11 850	11 622	228	13 657	11 159	2 498
Language Services	6 334	6 223	111	5 907	5 547	360
Total	139 488	138 921	567	136 132	129 511	6 621

The under expenditure is due to a delay in the filling of posts [(Compensation of Employees (CoE)] resulting from the DPSA Directive on the implementation of control measures: Fiscal sustainability when creating and filling vacant posts in Departments. The directive applied to all requests to create and fill posts not yet approved on 17 October 2023. It required all vacant funded post to be subjected to an approval process based on motivation against set criteria and the approval of which had to receive concurrence by the Premier.

4.3. Programme 3: Library and Archives Services

Purpose

To provide comprehensive library and archive services in the Western Cape.

Sub-Programmes

Sub-programme 3.1: Management

To provide strategic management and support for the Library Service, Provincial Archive Service and Enterprise Content Management Directorates.

Sub-programme 3.2: Library Service

To provide library services in accordance with relevant applicable legislation and constitutional mandates.

Sub-programme 3.3: Archives

To provide archives and records management services in terms of the Provincial Archives and Records Service of the Western Cape Act, 2005.

To implement and/or support Enterprise Content Management (ECM)/MyContent in Western Cape Governmental bodies.

Contribution to Institutional Outcomes

The Programme contributes to the Departmental Outcome 2 by providing access to information and knowledge supporting a culture of reading and lifelong learning.

The Strategic outcomes, outputs, output indicators, planned targets and actual achievements

Library Service

A new depot library was opened in Kalbaskraal (Swartland). The Touwsrante (George) library was demolished and rebuilt. This new facility, which was an existing service point, significantly enhanced services for the community.

The Department continued to secure National Conditional Grant funding aimed at bolstering community libraries. This funding facilitated access to knowledge and information, contributing to the socio-economic advancement of various communities. Additionally, the Provincial Municipal Replacement Funding Programme continued to provide financial support to the 15 Category B3 municipalities in the Province, i.e. Beaufort West, Bergvliet, Bitou, Cape Agulhas, Cederberg, Hessequa, Kannaland, Laingsburg, Langeberg, Matzikama, Prince Albert, Swartland, Swellendam, Theewaterskloof, and Witzenberg Municipalities. This funding played a pivotal role in supplementing municipal investment, ensuring the delivery of professional library services in these municipalities. During the adjustments estimates, additional funding was allocated to support all municipalities in the Province. Furthermore, the Metro Library Grant continued to be provided to the City of Cape Town.

In terms of Information and Communication Technology (ICT) infrastructure, new RLCP connections were made at four additional sites: Molsvlei (Matzikama), Versfeld (Bergvliet),

Struisbaai (Cape Agulhas), and Weltevrede (Swellendam) public libraries. In many smaller communities, the free internet services offered at libraries represent the sole access to the internet for residents.

The South African Library for the Blind project remained committed to providing specialised services to visually impaired communities. Training and empowerment initiatives, focusing on the use of specialized IT equipment, were conducted at the 37 Mini Libraries for the Blind in the Province. Notably, two new mini libraries were established: the Hawston and Uniondale public libraries.

The Department conducted 1 550 professional monitoring visits to public libraries, 45 monitoring visits to B3 municipalities, and 21 monitoring visits to all municipalities to oversee the implementation of the Conditional Grants. However, the SLIMS crash of November 2022 impacted the planned visits for the year under review and additional asset verifications and monitoring visits were conducted as staff worked to catch up on outstanding activities.

Public libraries continued to play a crucial role in fostering early literacy skills and a love for reading among children. Various programmes were offered, reaching out to the community, and promoting intergenerational engagement, thereby cultivating a culture of reading.

The Department continued the rollout of its Toolkit, providing activities, templates, and ideas for library staff to utilise with users of various ages. This resource was also distributed to school libraries, where it was warmly received. Quarterly literacy webinars were presented by staff from various libraries, and several libraries collaborated with NGOs to offer specialised programmes in Early Childhood Development and other developmental areas.

The Department continued to offer the Libby Application, providing communities in the province with access to a free digital library service. This service, which offers a diverse collection of eBooks and audiobooks, witnessed a significant increase in circulation in 2023, with audiobook circulation experiencing a remarkable 77% increase. With Libby, the Department can reach a broader audience, particularly those unable to visit their local library physically.

The Reading Champion and ICT Champion of the YearBeyond programmes were successfully implemented across various municipalities, providing meaningful work experiences and pathways to further studies, while promoting a culture of service to the community.

The Department continued the publication of the Cape Librarian, a bi-monthly, in-house journal highlighting developments in library and information science, library administration, book reviews, and news from libraries and their outreach programmes. This publication serves as a vital training tool and promotes a reading of culture in the Western Cape, is the only bi-monthly provincial library publication in South Africa and is indexed in the Library and Information Science Abstract (LISA).

In collaboration with the City of Cape Town's Library and Information Services (LIS) Department, the Western Cape Library Service hosted a Public Library Seminar on 5 and 6 September 2023, focusing on initiatives addressing the evolving needs of communities across the Province. Over 400 attendees participated each day.

Additionally, in collaboration with the UCT Hasso Plattner Design School, the Department organised a two-day workshop on 6 and 7 February 2024, aimed at developing a sustainable library service delivery model. This workshop initiated the Library Futures Partnership, bringing together leaders, stakeholders, experts, and community representatives to envision the future of libraries and establish shared principles catering to diverse user needs.

Provincial Archive Service

The Department continued its efforts to improve access to archival records through digitisation. The state-of-the-art digitisation scanners procured in the previous financial year improved efficiency and allowed for a significant increase in the digitisation of records. Consistent with the Western Cape Government's citizen-centric approach, the Archives Service offered a range of programmes designed to engage the community, facilitate community building, and support education and research.

During the year under review, 43 archives awareness programmes were conducted. The Archives received visits from 5 069 researchers in total, and 4 690 enquiries were processed. To ensure the preservation and accessibility of archival materials in optimal condition, 576 archivalia were restored. As part of enhancing access to archival collections, 250.42 linear metres of records were arranged and described. Nine inventories were revised to make historical records easier to retrieve.

The Western Cape Archives and Records Service plays a pivotal role in supporting the exploration and preservation of cultural identity, aligning with South Africa's broader efforts towards recognition and reconciliation. Under the mandate of the Provincial Archives and Records Service of the Western Cape Act No.3 of 2005, the Western Cape Archives facilitates the collection, preservation, and accessibility of records that document the rich heritage and histories of various communities. By providing access to historical documents, conducting public awareness programmes, and promoting educational initiatives, the Archives not only safeguards these invaluable cultural assets but also fosters a deeper understanding and appreciation of historical legacies. These efforts contribute significantly to the national discourse on cultural recognition and reconciliation, ensuring that the diverse narratives of all South African communities are honoured and integrated into the country's historical consciousness.

Archives and records management services are fundamental to ensuring good governance and accountability within the government of the Western Cape. These services, governed by the Provincial Archives and Records Service of the Western Cape Act No.3 of 2005, provide a structured framework for the creation, use, maintenance, preservation and disposal of records. Effective records management facilitates transparency by enabling access to accurate, authentic, and reliable information, which is crucial for decision-making, policy development, and public accountability. By systematically documenting government activities, these services ensure that there is a clear and traceable record of governmental actions, decisions, and expenditures, thereby enhancing accountability and trust in public institutions. Furthermore, the preservation of historical records supports continuity and learning from past experiences, fostering an informed and engaged public. Through these efforts, the Western Cape Archives and Records Service underpins the principles of good governance, promoting an open and accountable government that can effectively serve its people.

The Records Management section bolstered their endeavours as guardians of transparency and accountability. Nine records management training interventions were conducted, and

34 records management inspections were carried out in an effort to promote responsible, effective, and efficient government operations.

The Strategic outcomes, outputs, output indicators, planned targets and actual achievements are presented in the tables below:

Outcomes, outputs, output indicators, targets and actual achievements table: Indicators revised in the re-tabling process

PROGRAMME 3: LIBRARY AND ARCHIVES SERVICES										
Outcome	Output	No.	Output Indicator	Actual Achievement 2021/22	Actual Achievement 2022/2023	Planned Target 2023/2024	Actual Achievement 2023/2024 (Q1 and Q2)	Deviation from planned target to Actual Achievement 2023/2024	Comment on deviations	Reason for revision of the APP
Sub-programme 3.2: Library Services										
2	Library materials procured	3.2.3	Number of library copies procured	3 107	14 290	105 000	35 886	-69 114	This indicator was revised during the in-year changes process. The annual target was achieved.	TID was updated in line with AG recommendations.
2	Membership	3.2.13	Number of registered library users	523 153	671 839	634 722	0	-634 722	Many library users have not renewed their memberships. This is due to the SLIMS crash that impacted on the number of registered users renewing their membership during the 11 months the system was unavailable to public libraries. In addition, the users that cannot be individually verified from our depots and correctional services service points were excluded from the count.	Quarterly performance could not be verified because the SLIMS database crashed on 15 November 2022. The patron database only came back online end of August 2023. Extensive work was required to clean up and verify correctness of the patron database.

Outcomes, outputs, output indicators, targets and actual achievements table

PROGRAMME 3: LIBRARY AND ARCHIVES SERVICES									
Outcome	Output	No.	Output Indicator	Actual Achievement 2021/2022	Actual Achievement 2022/2023	Planned Target 2023/2024	Actual Achievement 2023/2024	Deviation from planned target to Actual Achievement for 2023/2024	Comment on deviations
Sub-programme 3.2: Library Services									
2	Libraries built	3.2.1	Number of libraries established per year	2*	3	2	2	-	-
2	Library facility upgrades	3.2.2	Number of existing facilities upgraded for public library purposes	0	0	0	0	-	-
2	Library materials procured	3.2.3 revised	Number of library copies procured	3 107	14 290**	105 000	120 217	+15 217	Additional funding was received.
2	Monitoring Visits	3.2.4	Number of monitoring visits done	1 190	1 172	1 455	1 550	+95	The SLIMS crash of November 2022 impacted the visits planned for the year. Additional asset verifications and monitoring visits were conducted as libraries were still catching up on outstanding activities due to the SLIMS crash.
2	Public Awareness Programmes	3.2.5	Number of public awareness programmes conducted	11***	10	11	11	-	-
2	Training programmes	3.2.6	Number of training programmes provided to public library staff	37	28	19	25	+6	The SLIMS crash of November 2022 impacted the training planned for the year. Additional training on Library Memberships was conducted to equip library staff with the necessary skills to clean up the patron records after the SLIMS crash.
2	Libraries with public internet access	3.2.7	Number of libraries with public internet access	229	228	232	229	-3	232 sites on the RLCP project list of which three are currently inactive due to construction.

PROGRAMME 3: LIBRARY AND ARCHIVES SERVICES

Outcome	Output	No.	Output Indicator	Actual Achievement 2021/2022	Actual Achievement 2022/2023	Planned Target 2023/2024	Actual Achievement 2023/2024	Deviation from planned target to Actual Achievement for 2023/2024	Comment on deviations
2	Library Service Points	3.2.8	Number of Library Service Points	375	375	374	376	+2	The annual target was set at 374 because the Department anticipated a possible library closure which did not take place therefore the Department maintained 375 library service points. In addition, one new service point was established arising from a partnership with an organisation.
2	Replacement funding transfer payments	3.2.9	Number of B3 municipalities receiving replacement funding transfer payments for personnel, operational and/or capital expenditure on libraries	15	15	15	15	-	-
2	Metro library grant payment	3.2.10	Number of municipalities receiving Metro Library Grant transfer payments for upgrading and maintenance of libraries	1	1	1	1	-	-
2	Staff funded	3.2.11	Number of library staff posts funded through replacement funding	240	241	242	254	+12	Additional funding was received which enabled municipalities to fill more positions during the year.
2	Monitoring visits and meetings	3.2.12	Number of monitoring visits and online meetings to B3 Municipalities	15****	30	45	45	-	-
2	Membership	3.2.13 revised	Number of registered library users	523 153	671 839	671 839	489 779	-182 060	Many library users have not renewed their memberships. This is due to the SLIMS crash that impacted on the number of registered users renewing their

PROGRAMME 3: LIBRARY AND ARCHIVES SERVICES

Outcome	Output	No.	Output Indicator	Actual Achievement 2021/2022	Actual Achievement 2022/2023	Planned Target 2023/2024	Actual Achievement 2023/2024	Deviation from planned target to Actual Achievement for 2023/2024	Comment on deviations
									membership during the 11 months the system was unavailable to public libraries. In addition, the users that cannot be individually verified from our depots and correctional services service points were excluded from the count.
2	Literacy Interventions	3.2.14	Number of literacy interventions presented in public libraries in the Western Cape	32 589	30 962	9 874	26 247	+16 373	The YearBeyond programme Reading Champions Yeboneers working in public libraries enabled libraries to render more interventions than planned.
Sub-programme 3.3: Archives									
2	Public awareness programmes	3.3.1	Number of public awareness programmes conducted in archives	5*****	13	5	43	+38	The addition of more staff allowed for new programmes to be introduced.
2	Oral history recordings	3.3.2	Number of oral history recordings collected	4	5	5	32	+27	Recordings received from governmental bodies are reported after they have been processed by an Archivist. Due to the dependency of the process on the availability of staff and equipment, it is difficult accurately forecast.
2	Training interventions	3.3.3	Number of training interventions	11	13	7	9	+2	Additional requests for training were received from governmental bodies.
2	Enquiries processed	3.3.4	Number of enquiries processed	5 232	4 428	3 555	4 690	+1 135	Enquiries are demand-driven and it is not possible to forecast accurately. The Traditional and Khoi-San Leadership Act

PROGRAMME 3: LIBRARY AND ARCHIVES SERVICES

Outcome	Output	No.	Output Indicator	Actual Achievement 2021/2022	Actual Achievement 2022/2023	Planned Target 2023/2024	Actual Achievement 2023/2024	Deviation from planned target to Actual Achievement for 2023/2024	Comment on deviations
									recognition process led to more enquiries from researchers.
2	Visits by researchers to the Archives	3.3.5	Number of visits by researchers to the Archives	4 196	5 282	3 956	5 069	+1 113	The number of visitors in the reading room is demand-driven, and it is not possible to forecast accurately. Extended hours contributed to more researchers accessing the Archives. The Traditional and Khoi-San Leadership Act recognition process also led to more researchers visiting the Archives to consult records.
2	Restored Archivalia	3.3.6	Number of Archivalia (documents) restored	599	577	571	576	+5	Flooding damage to five records led to additional archivalia needing to be restored.
2	Linear metres arranged	3.3.7	Number of linear metres arranged	259	270.24	242	250.42	+8.42	Number of linear meters depends on the size of the group arranged therefore, the predicted total may vary.
2	MyContent Comprehensive rollout	3.3.8	Number of Departments to receive ECM rollout	2	3	1	1	-	-
2	Classification systems evaluated and/or approved	3.3.9	Number of record classification systems evaluated and/or approved	185	222	118	148	+30	The newly established departments, together with those that had additional functions and name changes, continued to make amendments on their classification systems.
2	Inspections conducted	3.3.10	Number of inspections conducted	31	33	31	34	+3	Additional requests to conduct inspections in some governmental bodies and off-site

PROGRAMME 3: LIBRARY AND ARCHIVES SERVICES

Outcome	Output	No.	Output Indicator	Actual Achievement 2021/2022	Actual Achievement 2022/2023	Planned Target 2023/2024	Actual Achievement 2023/2024	Deviation from planned target to Actual Achievement for 2023/2024	Comment on deviations
									storage led to additional inspections being conducted.
2	Disposal authorities issued	3.3.11	Number of disposal authorities issued	19	15	8	10	+2	Two additional appraisal reports were issued for the newly established departments, i.e. Western Cape Mobility Department and the Department of Infrastructure.
2	Inventories compiled and updated	3.3.12	Number of inventories compiled and updated	8	8	9	9	-	-

Note: Grey indicator cells indicate revised indicators.

* In 2021/22 the indicator referred to newly built and/or modular libraries supported financially per year.

** In 2022/23 the indicator referred to number of individual titles procured.

***In 2021/22 the indicator referred to library promotional projects.

**** This indicator did not include online meetings up to 2021/22.

***** In 2021/22 the indicator referred to community outreach programmes.

Strategy to overcome areas of under performance

Internet access at public libraries: While downtime during construction is unavoidable, we will mitigate its impact by enhancing our communication with the public, ensuring they are informed throughout the process. We will provide regular updates and information on alternative resources to minimize inconvenience.

Registered library users: The Department will collaborate closely with municipalities on marketing and membership drives within communities to renew expired memberships and promote new memberships.

Performance in relation to Standardised Outputs and Output Indicators for Sectors with Concurrent Functions

All standardised outputs and output indicators have been incorporated in the Annual Performance Plans and therefore implemented and reported on in the Annual Report as reflected in the performance table above (in bold).

Linking performance with budgets

Sub-Programme expenditure for Programme 3: Library and Archives Services was as follows:

Sub-Programme	2023/24			2022/23		
	Final Appropriation R'000	Actual Expenditure R'000	(Over)/ Under Expenditure R'000	Final Appropriation R'000	Actual Expenditure R'000	(Over)/ Under Expenditure R'000
Management	9 114	9 082	32	9 329	7 815	1 514
Library Services	398 150	394 706	3 444	379 462	379 336	126
Archive Services	28 948	21 910	7 038	51 227	44 587	6 640
Total	436 212	425 698	10 514	440 018	431 738	8 280

The under expenditure relates to:

- A delay in the filling of posts [(Compensation of Employees (CoE)] resulting from the DPSA Directive on the implementation of control measures: Fiscal sustainability when creating and filling vacant posts in Departments. The directive applied to all requests to create and fill posts not yet approved on 17 October 2023. It required all vacant funded post to be subjected to an approval process based on motivation against set criteria and the approval of which had to receive concurrence by the Premier.
- Library books purchased, which could not be delivered by 31 March 2024 (Goods and Services). A request to roll the funds over to the 2024/25 financial year was submitted to Provincial Treasury; and
- Delays with the procurement of projects relating to a Digital Signing Solution (DSS) for the My Content System (an Enterprise Content Management (ECM) system) which was facilitated by the State Information Technology Agency (SITA). In addition, the ECM Comprehensive Rollout was delayed as a suitable service provider could not be found (Goods and Services). A request to reallocate the funds to continue with the projects in the 2024/25 financial year was submitted to Provincial Treasury.

4.4. Programme 4: Sport and Recreation

Purpose

To provide recreation and sport activities for the inhabitants of the Western Cape.

Sub-Programmes

Sub-programme 4.1: Management

To provide strategic support to the sport and recreation component.

Sub-programme 4.2: Sport

To promote sport in order to contribute towards the reconciliation and development of the Western Cape community through the provision of equitable, accessible and affordable sport facilities, programmes and services.

Sub-programme 4.3: Recreation

To promote recreation activities through sustainable programmes; to provide assistance to recreation structures for specific development purposes; and to use recreation to promote and encourage an active and healthy lifestyle.

Sub-programme 4.4: School Sport

To promote school sport by assisting with structures, competitions, talent identification, development, as well as specific, and next-level activities.

Sub-programme 4.5: MOD Programme

To provide school-going learners with a structured and planned, daily, after-school recreation programme, that includes the provision of fun-filled play and modified opportunities and activities.

Sub-programme 4.6: Youth and After School Programme

To advocate for youth in the Province, build the capacity of the sector and provide tools to ensure quality programmes. This includes both enrichment programmes focused on school-going learners and programmes for out-of-school youth. The focus will be on programmes that provide opportunities for dual beneficiaries and pathways into the world of work or studies for youth in the Western Cape.

Contribution to Institutional Outcomes

The Programme contributes to the Departmental Outcome 3 by providing access and opportunities for participation in sport and recreation.

The Strategic outcomes, outputs, output indicators, planned targets and actual achievements

SPORT

The outputs and output indicators, within the Sport Promotion Directorate contribute to Club Development, client and scientific support, and infrastructure, research, and major events.

Club Development

The Club Development Programme continued to build the sector in conjunction with civil society including Sport Federations, and District Sport Councils to create an enabling environment for these clubs to participate in the mainstream of sport. A total of 200 clubs received equipment and/or attire. At least 50% of clubs supported are from marginalised communities and rural/farm areas. Club development plays a crucial role in fostering social cohesion within communities. By providing opportunities for people to come together around shared interests, hobbies, or activities, clubs help to build strong social connections and a sense of belonging. Sport Federations and the affiliated clubs benefitted from the programme through the provision of transport to their respective league programmes, affiliation/registration fees and capacity building programmes which include life skills. Club administrators, managers, technical officials, athletes, and coaches are developed for the benefit of their clubs and the community. The programme is an important pillar in providing social protective factors for children and youth at risk.

Client and scientific support

The Western Cape Provincial Sport Confederation (WCPSC) serves as the umbrella body for sport in the Province. The WCPSC consists of the six district sport councils and is affiliated to the South African Sport Confederation and Olympic Committee (SASCOC). Working closely with the Department, it aims to carry out the national objectives of the NSRP at provincial level and oversees the District Sport Councils to ensure that sport objectives are met within each district. The roles of both the WCPSC and its affiliates, include amongst others: coordinating sport development through mass participation across all sport codes within the Province; ensuring that good governance is practised; assisting sport federations with their high performance programmes such as talent identification; ensuring that good financial and management practices are followed; managing and control affiliation of sport federations; and ensuring that government priorities and policies as outlined are met and implemented.

The communication between the Department and civil society has improved, enabling sport federations to be more open about the challenges they face. Their challenges include issues related to transport and general support for federations. As a result, sport federations and district sport councils have become more actively involved in addressing sports-related matters within their respective jurisdictions, leading to enhanced offerings and opportunities in their areas. The annual trilateral process (a meeting of the beneficiary, department, and relevant district sport council) is undertaken with all Federations that received funds from the Department. The process took place in January and February 2024 in each district, face-to-face and virtually, with the Department, the respective district council, and the beneficiary sport federation to account for funds distributed by the Department and how they were utilised.

During the year under review, the trilateral engagement process provided sport federations with a valuable opportunity to directly engage the Department on their challenges and

highlight their significant achievements. The federations were encouraged to have a more strategic approach and to consider their five-year plans for development which could hold significant implications for the clubs and broader communities they serve across the Western Cape.

The Department funded 131 sport federations across the Province. This funding assisted with administration, development, transport, capacity building and transformation projects in federations, and ensured, that teams attended national events.

The Department prioritised the sport academy programme as it delivered high-performance sports in the Western Cape. These academies have a footprint in all six districts of the Western Cape. The Sports Academy system delivered on its mandate with accredited partners in the industry who hosted training camps for testing and screening athletes from the participating sports codes in the academy programme. This approach enabled the sport academy to centralise data of athletes. Additionally, athletes' training programmes were monitored and adjusted in line with the set objectives of each sports code. Athletes responded positively to the science and medical support services rendered by the sport academies.

Outstanding performances by Western Cape athletes, and selection of athletes and coaches that represented the country at various national teams are listed below:

- Jonathan Ntutu won a gold medal at the World Para Athletics Grand Prix in Dubai. Ntutu competed in the 100m sprint with a time of 10.88 seconds, and he qualified for the Paris 2024 Paralympic Games.
- Ethan Kulsen participated in multiple provincial and national cycling competitions which resulted in him joining the Bike Aid Development Team for three months in Germany to train and race with one of the best teams.
- Victor Hogan won a gold medal in the men's discus event at the 13th Africa Games in Accra, Ghana.
- Minke Janse van Rensburg won a gold medal in the 100m freestyle event at the 11th World Down Syndrome Swimming and Artistic championship in Turkey.
- Ian Gotham was appointed as a Team Manager for the SA Track Cycling Team that competed in Cairo, Egypt.

Western Cape Government provided employees with fitness, health, and wellness programmes. The gymnasium is affordable and available to employees, and it offers programmes that support the health and wellness of the employees. Gymnasium members receive screening, training programmes, nutritional plans, monitoring, and interventions. The members participated in sport, leisure, and recreation activities including marathons, touch rugby, cycling, grappling, and boxing to maintain fitness, health, and wellness.

In support of employee mental health, the gymnasium collaborated with the Department of the Premier, for wellness talks, aerobics, and massage sessions which were provided to employees in the Garden Route, Cape Winelands, Central Karoo, West Coast and Cape Town. Further initiatives with the Department of the Premier were the online power hour sessions opened to all Western Cape Government employees. These online power hour sessions allowed employees to participate in breathing exercises, stretching, and grounding.

The following fitness and health programmes were facilitated at the gymnasium:

- Women's Day Breakfast Class
- Clash of the Giants (Strength challenge)
- Cardio Challenge
- "In it to win it" (Wellness challenge)

Furthermore, the gymnasium officials assisted with the planning and layout of the Groote Schuur hospital gymnasium.

The Move for Health community aerobics session was facilitated with the national Department of Sport, Arts and Culture on 10 May 2023 in Mandela Park, Khayelitsha. This initiative raised the importance of health, wellness, and fitness in the communities. Another activity conducted in the Overberg district with the Department of Health and Wellness was an awareness campaign on diabetes and hypertension.

Infrastructure, Research and Major Events

To ensure that South African sport and recreation is supported by adequate and well-maintained facilities, DCAS assisted three municipalities through equitable share namely Stellenbosch, George, and Witzenberg. The facilities unit made good strides in ensuring that municipalities are assisted with their applications for MIG/COGTA funding. The Department contributed to the endorsement of projects that municipalities apply for, overseeing and endorsing projects worth more than R200 million.

The Department supported 121 major events across all six districts, promoting sport tourism and destination marketing. Major events supported included the Rugby Sevens, Men's over 40's Cricket World Cup, Cape Town Cycle Tour, Two Oceans Marathon and the Cape Epic.

Sport events have become a significant sector within the broader economy, driven by the global passion for sport and the economic opportunities they create. The economics of sport events involve various factors, including direct spending, indirect economic benefits, job creation, and infrastructural development. Direct economic impact includes spending of visitors along the entire sport and tourism value chains, and event specific revenue (sponsorships, partnerships and broadcasting rights). Indirect economic benefits include a multiplier effect and long-term economic growth. A significant number of jobs are created that are both temporary and permanent. Infrastructure development including the planning, construction, upgrading and maintaining of facilities also creates jobs.

The economics of recreation and sport events present both opportunities and challenges. While the potential for economic growth, job creation, and infrastructure development is significant, careful planning and management are essential to mitigate risks such as financial overruns and to ensure long-term benefits. Successful sports events leave a lasting positive legacy, enhancing the province's destination appeal and stimulating ongoing economic activity.

The Sport and Recreation Days are held on an annual basis. All provincial departments are invited to participate, and each participating department serves on the event Local Organising Committee. The Department hosted the events in all six districts of the Western Cape. This year saw an increase in participation across all districts. The Sport and Recreation Days are linked to the wellbeing of the employees and promote cross-department collaboration and networking while promoting a healthy lifestyle.

The Department hosted the Western Cape Provincial Sport Awards in October 2023 where athletes, administrators, coaches, and other members of the sporting community were honoured in 24 award categories. In addition, Ministerial Commendation awards were bestowed upon three organisations, also named below.

The list of award winners is as follows:

- a) Administrator of the Year (Reinet Barnard)
- b) Sportsman of the Year (Christo Lamprecht)
- c) Sportsman of the Year with a Disability (Mpumelelo Mhlongo)
- d) Sportswoman of the Year (Candice Lill)
- e) Sportswoman of the Year with a Disability (Minke Janse van Rensburg)
- f) Team of the Year (Crew of Tin Tin)
- g) Newcomer of the Year (Anli Engelbrecht)
- h) Coach of the Year (Daniel Damon)
- i) Volunteer of the Year (Anthea Arendse)
- j) Indigenous Games Team of the Year (Cape Winelands Drie Stokkies)
- k) District Federation of the Year (West Coast Netball)
- l) Provincial Federation of the Year (Western Cape Cycling)
- m) Recreational Body of the Year (Legacy Martial Arts Academy)
- n) Photographer of the Year (Reinhardt Hamman)
- o) Journalist of the Year (Myles Minnaar)
- p) School Team of the Year (Oakdale 560kg Tug-of-War Team)
- q) Developing School Team of the Year (Mispah School Athletics Team)
- r) Recognition of Technical Excellence (Anso Kemp)
- s) Sport Community Builder of the Year (Brendon Kotella)
- t) Junior Sportswoman of the Year (Tatiana Thomatos)
- u) Junior Sportsman of the Year (Ethan Kulsen)
- v) Schools Sportsman of the Year (Kyle Southworth)
- w) Schools Sportswoman of the Year (Tatiana Thomatos)
- x) Ministerial Commendation – Caylix Sport, Pool for Change, and Oakdale 560kg Tug-of-War Team.

List of Western Cape winners at the 2023 SA Sport Awards

- a) School Team of the Year (Oakdale 560kg Tug-of-War Team)
- b) Sportsman of the Year with a Disability Mpumelelo Mhlongo

Priority groups

According to the National Sport and Recreation Plan (NSRP), special emphasis is placed on the inclusion, empowerment, and promotion of government's priorities i.e., youth, the aged, women and girls, rural communities, and persons with disabilities. Each year, the Department works closely with the WCPSC, District Sport Councils, the Women and Girls Commission, and Federations, to fulfil this mandate and to ensure that programmes specifically dedicated to the empowerment of women and girls are implemented. The Department supported ten women and girls programmes for the year under review.

Funding for organisations for physically challenged athletes was made available through the transfer funding process to the Disability Sport Western Cape (DISWEC) structure, and the community-based projects supported by federations. Federations have shown an interest in empowering and developing the women's and girls sector and have sought the support of the Department to raise the profile of the sector. The Women's Desk within the Department plays a crucial role in liaising with sport structures to ensure alignment between departmental initiatives and grassroots-level programmes. This coordination allows the Department to

effectively support the capacity-building of women and girls in areas such as coaching, sports administration, and other relevant training opportunities.

RECREATION

During the year under review, the Department delivered the Indigenous Games programme at both a developmental and competitive level. The Indigenous Games development took place at various Recreation Centres/Hubs across the province. This included the daily centre Indigenous Games activities for the different codes and various training opportunities that were presented to the sector. The competitive Indigenous Games kicked off with the District Indigenous Games events that took place in different districts in the province (Paarl in Cape Winelands, Hermanus in Overberg, Vredendal in West Coast, Elsies River in Cape Town Metropole, Beaufort West in Central Karoo, and Oudtshoorn in Garden Route).

The Provincial Games were hosted in Cape Town at the Western Cape Sport School from 14-16 July 2023. The event served as a selection platform to select players that would represent the provincial team and also an opportunity for the districts to position themselves provincially. The provincial team participated in the National Indigenous Games Festival which took place at Hoy Park in eThekweni, KZN, from 23-29 September 2023. The following codes performed well: Jukskei male team (gold medal), Jukskei female team (silver medal), Dibeke (silver medal), Diketo female (bronze medal), and Ilntonga junior female (bronze medal).

In October 2023, the Department partnered with the Western Province Athletics Federation and collaborated with Still Water Sports to promote and deliver a Provincial Big Walk event. These participants came from the Western Cape Provincial Government departments, Western Province Athletics, and Stillwater Sports. Participation increased significantly in the year under review. On the first Friday of October 2023, the Department in partnership with Western Cape loveLife successfully hosted the National Recreation Day event in Langa, Cape Town. These events were all made possible by the partnerships that the Department has with stakeholders.

The 11th edition of the National Youth Camp, a national programme that is delivered by all provinces, was successfully hosted by the Department, from 2 – 9 December 2023 at Waterval Country Lodge, in Tulbagh. To ensure the success of the camp, the Department partnered with various stakeholders. These included the Western Cape Education Department, Western Cape loveLife, National Youth Development Agency, Western Cape Department of Health and Wellness, Western Cape Department of Social Development and Tulbagh South African Police Services. A total of 120 learners were exposed to a variety of opportunities and learning through a fun-filled week-long programme. Unfortunately, some national programmes will not continue in the 2024/25 financial year due to budgetary constraints. These include the National Youth Camp and the National Indigenous Games Festival. The Provincial Big Walk and the National Recreation Day events will be fused and delivered on the same day.

Recreation Centres and/or Hubs continued to promote recreation-based activities encouraging participants from the communities to adopt a healthy lifestyle living as a choice. The activities at these Recreation Centres/Hubs are tailored to target all age cohorts including ECD-level participants, children, youth and adult participants and senior citizen participants. Furthermore, all six districts hosted their district-based Golden Games events for the senior citizens.

SCHOOL SPORT

The Programme promoted school sport activities, by supporting and assisting the various relevant stakeholders in the school sport sector. The support included but was not limited to, supporting talent development, hosting competitions, talent identification, training, as well as next-level and mastery-based participation.

The Department focussed on participation in all 16 school sport priority codes in the year under review. This brought about a vibrant energy that promoted:

- An emphasis on the selection of talented athletes and performers, at all the relevant levels, from mass participation to mastery.
- Inter-circuit/cluster activities at the district level, progressing to provincial participation and then at a national level.
- An athlete-centred and a coach-driven approach.
- Training of educators and volunteers.

As a result of the above, and the opportunity to participate at a national level, Team Western Cape were runners-up at the 2023 Winter Games and were crowned champions at the 2023 Summer Games. Team Western Cape was able to continue achieving excellent results since being crowned champions at both the Winter and Summer Games editions of the South African National Schools Championship, in 2022.

School Sport operates in all the designated WCED districts. During the year under review, School Sport continued aiding the development of identified clusters in each of the districts. Partnerships with relevant stakeholders within the identified and targeted clusters were forged. To develop these clusters further, the department provided human and physical resources.

To ensure that the most talented school-going athletes were given opportunities to progress to the next level, they were exposed to talent identification opportunities at sport district and provincial levels. The most talented school-going athletes at the district level were identified and qualified to participate in provincial playoffs and/or trials. The most talented athletes identified at the provincial level were then selected to represent the Western Cape at the national championships such as the Winter and Summer Games Championships. To prepare the provincial teams, training camps took place before participation in these championships.

In the year under review, the Department continued to ensure that the 16-school sport priority code structures were informed about and are implementing the Safeguarding of Children in Sport Policy. This is an important policy for the protection of youth, especially, the school-going youth. Furthermore, DCAS supported these code structures by providing accredited training opportunities for educators, coaches and volunteers, through partnerships with relevant federation structures.

High school and primary school learners for Athletics, Aquatics and Learners with Special Educational Needs (LSEN), were also supported to participate at the Autumn Games both at provincial and national competitions and performed relatively well. Team Western Cape Schools Aquatics attained 3rd place and Team Western Cape Schools Athletics attained 2nd place for mainstream athletes and 1st place for Learners with Special Educational Needs (LSEN) learners at the respective national competitions. DCAS support covered essential services such as transport, accommodation, catering, and medical support.

AFTER SCHOOL PROGRAMME

The Constitution of the Republic of South Africa, 1996 guarantees all children the right to a basic education. A good education should give all our children a fair chance at a successful life. However, it has become increasingly clear through research that differences in access to opportunities has resulted in a huge educational gap between learners from under-resourced contexts and their more resourced peers.

A child's educational experience is much broader than what happens between 8am and 2pm. It includes all life experiences and opportunities that help them develop their cognitive, physical, social, emotional and spiritual skills they'll need to flourish in the world. Addressing this gap requires every stakeholder – schools, learners, parents, NGOs, communities - in the education eco-system to play their part.

The Department's after school programmes work to create an enabling environment for every child to access opportunities to develop core skills such as critical thinking, self-discipline, grit, curiosity, and empathy. These are developed within the context of a full life, one in which children are read to regularly, taken on outings, and allowed to explore and participate in sport, art, and drama. One of the afterschool programmes, the MOD Programme, is a structured, after-school, mass participation-based programme that provides school-going participants and youth with access to various planned, daily, fun-filled, recreation, sport, arts and culture activities.

The After School partnership (between WCG, donors and umbrella organisations) forum worked intensively to support the sector to remain connected to learners and ensure the sector's resilience to the changed context. Mapping and sharing information about the sector remained a focus area.

In the year under review DCAS focused on the After School Programme with its annual Lights On After School campaign. This provided an opportunity for government programmes, such as the MOD Programme, Neighbouring School Programme, YearBeyond, as well as schools and NGOs to showcase the amazing work they do after the academic school day ends.

The Department supports programmes in 449 schools, which is approximately half of the no- and low-fee schools in the Province.

MOD Programme

The MOD Programme promotes a philosophy and ethos of healthy living, lifelong activity, and lifelong learning. This programme is hosted across the Western Cape Province, where MOD Centres are based at either a primary school or a high school. Across the Province there are 181 MOD Centres. Ideally, primary school-based MOD Centres act as the "feeder" to their neighbouring, high school-based MOD Centres. In this way, the learner is presented with the opportunity to have continuous access and exposure to opportunities offered via the MOD Programme, for an extended period. Participants are also encouraged to join various recreation, sport, arts, and culture clubs within their communities to promote lifelong activity.

The MOD programme refers to structured modified recreation and sport, arts and cultural activities designed to engage learners in physical exercise, skill development, and social interaction outside of regular school hours. The programme typically offers a variety of structured modified recreation, sport and arts activities tailored to the interests and abilities of

participants and therefore is demand-driven in nature. Key components of the MOD programme for the year under review include:

- Safe environment: Creating a safe and supportive environment where learners can learn and play without fear of injury or discrimination.
- Caring and competent coaches: Supporting trained coaches who in turn provide quality programmes
- Diverse activities and opportunities: Offering a range of recreation, sport and arts activities to accommodate different interests and skill levels
- Inclusive: Ensuring that the programme is accessible to all learners regardless of their athletic abilities or backgrounds
- Collaborative: Partnering with schools, parents and civil society
- Evaluation and feedback: Regularly assessing the programme's effectiveness and seeking input
- Capacity building: Training opportunities for coaches that contribute to the quality of programming being delivered.
- Next level participation: Talent learners have had the opportunity to participate in talent development and identification processes thereby creating progression opportunities for next level participation.
- Celebrating and honouring our South African commemorative days to promote social cohesion and reconciliation, educating and raising awareness, fostering national unity and identity, and advancing social justice and human rights. These sport, recreation, arts and cultural events play a vital role in shaping the country's collective memory, values, and aspirations, contributing to its ongoing journey towards a more just, inclusive, and prosperous future.

Neighbouring Schools Programme

The Neighbouring Schools Programme refers to pre-identified schools that are neighbouring the MOD Centres and provides opportunities to learners in these schools. The programme focuses on skills development, code-specific participation and the promotion of the 16 priority codes of School Sport. The Department provided support to 134 Neighbouring School Centres, which are linked to the 181 MOD Centres.

The programme utilised fun activities, modified activities, physical activities, recreation, sport, arts, and culture to promote stronger bonds between individuals, as well as solidarity, mutual respect and understanding, and respect for the integrity and dignity of a human being. The Neighbouring School Centres and the neighbouring schools' initiative and approach incorporated all the aspects of the long-term participant and coach development plan. Thus, the approach incorporated the relevant members of the community in its initiatives. In so doing, it assisted with attempts to unite the neighbourhood, by working towards a common goal, thereby improving neighbourhood and social cohesion.

The Department and the Province celebrated the success of Team Western Cape winning the Summer and Winter Games Championships. Some of the participants that excelled at these championships were part of this programme. The achievements of these athletes is an example to their neighbourhoods, and it is attributed to their regular and continuous attendance at MOD Centres and/or Neighbouring School Centres. Most of them began participating at a MOD/Neighbouring Primary School Centre and then continued with their participation when they started attending the MOD/Neighbouring High School Centre.

During the 2023/24 financial year, the Programme also achieved the following:

- Created safe spaces and cohesive neighbourhoods.
- Improved access to recreation, sport, arts, and culture opportunities, through the provision and management of the Shared Facility initiative.
- Supported increased access to employment opportunities.
- Improved access to physical activities and school sport within schools and Early Childhood Development.

YOUTH

The youth unemployment rate remains one of the highest in the world. The youth crisis continues to place pressure on all spheres of government to respond. Youth are facing increased mental wellbeing challenges, there is an increase in youth suicide, and the levels of alienation and violence are increasing.

To mitigate this crisis, the Department supported a youth-in-service programme which builds communities with active residents, while addressing social needs and creating pathways into the economy for the youth who volunteer.

YearBeyond Programme

YearBeyond trains unemployed youth to provide After School Programmes. The programme recruited and placed 3 080 youth in service in the 2023 calendar year. The programme creates work opportunities for unemployed youth and at the same time provides support to address social needs. It supports 229 schools, through the YearBeyond Catch-Up Academic Primary School Programme, Scouting in Schools, @HomeLearning, Shukuma and Planet Youth. YearBeyond has also expanded beyond the schools to offer learning support in communities via 218 hubs, and libraries across the Province. YearBeyond has also shared its experiences with the Eastern Cape and is now operational in that Province.

The YearBeyond primary school Catch-Up academic programme developed literacy and numeracy resources for grade 3 and 4 learners. The @HomeLearning YearBeyond Programme works with learners who are absent or have behavioural and family challenges. Scouting in Schools offers a life skills programme to learners in primary schools. Shukuma and Planet Youth are both working with grade 8 and 9 learners. The library programme is focused on promoting reading and digital access.

With scale the programme has leveraged technology and has introduced an attendance tracking app, an online learning management system for the youth, and new tools to improve our database management.

During their year in the programme, the youth or YeBoneers build their CVs with a focus on 12 competencies, receive a mentor to support them in their learning journey, and are supported to progress into their next opportunity once they exit the programme. Youth reported feeling more confident about their CVs and ability to look for work at the end of this training.

YearBeyond has realised that many of the youth who join the programme are not able to fully benefit from the offering because they are blocked by the effects of trauma or other wellbeing needs. Therefore, YearBeyond has developed its eco-system of support beyond just the support offered by mentors to include a crisis referral network. Around 10% of youth accessed this ecosystem. Most of these required trauma or mental wellbeing support. Towards the end

of their work experience YearBeyond hosts career marketplaces to link the youth to their next opportunity. Over 130 partners arrived at the fairs in Cape Town, Worcester and George to share various opportunities with youth.

On completion of the programme, two thirds of youth reported they have secured their next opportunity, be that study or work or a combination of both. The majority of the youth remained in education with 41% of those working, continuing to work in the sector and 44% of those studying pursuing studies in education. This is in part because two-thirds of the cohort worked in schools during their year of service and 87% worked with children. Other sectors that youth moved into include the retail sector, the BPO sector and ICT.

A key challenge of scale has been developing the systems to retain quality. YearBeyond has developed its Continuous Quality Improvement systems, trained staff and partners to conduct action learning quality assurance visits and adapted its training of trainers based on the feedback from these visits. YearBeyond recognises the importance of mentors in our model and in 2023 rolled out the YeBo Academy and graduated 24 students who are equipped to be mentors creating a sustainable supply of high-quality mentors to support youth development and YearBeyond expansion.

DISTRICT SPORT OFFICES

The district sport offices have become a crucial part of the development and the spread of our Provincial government recreation and sport programmes in the districts. Serving both the district structures and the general public, they support the various recreation and sport programmes in the District and make sure that our programmes are well received, and that delivery is of a high standard. For the year under review, we continued to equip the offices with office equipment, which were purchased for the district offices to improve their effectiveness.

CONDITIONAL GRANT FOR EPWP

The Department receives EPWP funds via the Social Sector EPWP Incentive Grant, for employment within its programmes.

The Strategic outcomes, outputs, output indicators, planned targets and actual achievements are presented in the tables below:

Outcomes, outputs, output indicators, targets and actual achievements table: Indicators revised in the re-tabling process

PROGRAMME 4: SPORT AND RECREATION										
Outcome	Output	No.	Output Indicator	Actual Achievement 2021/22	Actual Achievement 2022/2023	Planned Target 2023/2024	Actual Achievement 2023/2024 (Q1 and Q2)	Deviation from planned target to Actual Achievement 2023/2024	Comment on deviations	Reasons for revisions to the APP
Sub-programme 4.2: Sport										
3	Sport persons trained	4.2.7	Number of sport persons trained	158	176	150	13	-137	This indicator was revised in the in-year changes process. Annual target was achieved.	TID changed to align with performance tables.
3	Recreation centres supported	4.3.2	Number of Recreation Centres supported	25	25	30	0	-30	This indicator was revised in the in-year changes process. The revised target was achieved.	Due to budget cuts, the target was reduced by 5.
3	Staff employed in the Recreation Programme	4.3.3	Number of staff employed within the Recreation Programme	50	50	60	0	-60	This indicator was revised in the in-year changes process. The revised target was achieved.	Due to budget cuts, the target was reduced by 19.
3	Neighbouring school centres supported	4.4.4	Number of Neighbouring School Centres supported	134	134	184	0	-184	This indicator was revised in the in-year changes process. The revised target was achieved.	Due to budget cuts, the target was reduced by 50.

PROGRAMME 4: SPORT AND RECREATION

Outcome	Output	No.	Output Indicator	Actual Achievement 2021/22	Actual Achievement 2022/2023	Planned Target 2023/2024	Actual Achievement 2023/2024 (Q1 and Q2)	Deviation from planned target to Actual Achievement 2023/2024	Comment on deviations	Reasons for revisions to the APP
3	Staff employed within the MOD Programme	4.5.2	Number of staff employed within the MOD Programme	470	470	470	0	-470	This indicator was revised in the in-year changes process. The revised target was achieved.	Due to budget cuts, the target was reduced by 108.
3	After School Practitioner capacity built	4.6.1	Number of practitioners trained	710	709	3 000	417	-2 583	This indicator was revised in the in-year changes process. The annual target was achieved.	Typographical error was corrected.
3	Youth Service opportunities	4.6.2	Number of youth-in-service opportunities created	1 385	3 017	8	0	-8	This indicator was revised in the in-year changes process. The annual target was achieved.	Typographical error was corrected.
3	Community of Practices engagements	4.6.3	Number of external stakeholders (NGO, Donors, Principals) Engagements	9	8	8 000	0	-8 000	This indicator was revised in the in-year changes process. The annual target was achieved.	Typographical error was corrected.
3	Youth at risk participating regularly and consistently in ASPs	4.6.4	Number of youth at risk participating regularly and consistently in ASPs	3 033	6 205	500	0	-500	This indicator was revised in the in-year changes process. The	Typographical error was corrected.

PROGRAMME 4: SPORT AND RECREATION

Outcome	Output	No.	Output Indicator	Actual Achievement 2021/22	Actual Achievement 2022/2023	Planned Target 2023/2024	Actual Achievement 2023/2024 (Q1 and Q2)	Deviation from planned target to Actual Achievement 2023/2024	Comment on deviations	Reasons for revisions to the APP
									annual target was achieved.	
3	Schools with ASPs	4.6.5	Number of schools with ASPs	409	409	9	449	+440	Annual target was partially achieved as Neighbourhood schools did not expand as planned due to budget cuts.	Typographical error was corrected.

Outcomes, outputs, output indicators, targets and actual achievements table

PROGRAMME 4: SPORT AND RECREATION									
Outcome	Output	No.	Output Indicator	Actual Achievement 2021/2022	Actual Achievement 2022/2023	Planned Target 2023/2024	Actual Achievement 2023/2024	Deviation from planned target to Actual Achievement for 2023/2024	Comment on deviations
Sub-programme 4.2: Sport									
3	Provision of attire and equipment	4.2.1	Number of schools, hubs and clubs provided with equipment and/or attire as per the established norms and standards	514	534	534	534	-	-
3	Support to affiliated district sport federations	4.2.2	Number of affiliated district sport federations supported	143	134	135	131	-4	Federations were non-compliant with departmental funding requirements.
3	Major Events	4.2.3	Number of major events supported	104	135	100	121	+21	After engaging with federations through funding workshops, more applications were received.
3	Wellness and fitness programmes	4.2.4	Number of fitness and wellness programmes facilitated by the gymnasium	4	4	4	4	-	-
3	Award Ceremonies	4.2.5	Number of award ceremonies held	1	2	1	1	-	-
3	Sport and recreation days held	4.2.6	Number of sport and recreation days held	6	6	6	6	-	-
3	Sport persons trained	4.2.7 Revised	Number of sport persons trained	158	176	150	154	+4	Some of the training was oversubscribed.
3	Sport Facilities' projects supported	4.2.8	Number of facilities' projects supported in the Municipalities	14	4	3	3	-	-

PROGRAMME 4: SPORT AND RECREATION

Outcome	Output	No.	Output Indicator	Actual Achievement 2021/2022	Actual Achievement 2022/2023	Planned Target 2023/2024	Actual Achievement 2023/2024	Deviation from planned target to Actual Achievement for 2023/2024	Comment on deviations
3	Athlete support	4.2.9	Number of high performance athletes supported to participate at international level.	45	50	50	70	+20	Funding was reprioritised for Western Cape athletes who needed to travel Internationally to represent South Africa due to the upcoming Olympic Games.
3	Women and girls projects and or programmes supported	4.2.10	Number of women and girls interventions supported	4	10	10	11	+1	Funds were reprioritised to support more projects aligned to 16 days of activism.
3	Disability projects and or programmes supported	4.2.11	Number of interventions for persons with disabilities supported	-	-	4	4	-	-
3	Support to athletes	4.2.12	Number of athletes supported by the sports academies	210	219	210	230	+20	The academy system renders support and services to athletes based on their needs. There was greater demand from Federations for athlete testing and services.
Sub-programme 4.3: Recreation									
3	Indigenous Games code structures supported	4.3.1	Number of Indigenous Games code structures supported	7	7	7	7	-	-
3	Recreation Centres supported	4.3.2 Revised	Number of Recreation Centres supported	25	25	25	25	-	-
3	Staff employed in the Recreation Programme	4.3.3 Revised	Number of staff employed within the Recreation Programme	50	50	41	41	-	-

PROGRAMME 4: SPORT AND RECREATION									
Outcome	Output	No.	Output Indicator	Actual Achievement 2021/2022	Actual Achievement 2022/2023	Planned Target 2023/2024	Actual Achievement 2023/2024	Deviation from planned target to Actual Achievement for 2023/2024	Comment on deviations
Sub-programme 4.4: School Sport									
3	Districts supported	4.4.1	Number of districts supported by/through school sport	9	9	9	9	-	-
3	Neighbourhood Clusters supported	4.4.2	Number of Neighbourhood Clusters supported	9	9	9	9	-	-
3	Staff employed in Neighbouring School Programme	4.4.3	Number of staff employed within the Neighbouring School Programme	174	174	224	174	-50	The number of neighbouring schools was not increased as planned, due to budget cuts.
3	Neighbouring School Centres supported	4.4.4 Revised	Number of Neighbouring School Centres supported	134	134	134	134	-	-
3	Learners participating at district school sport tournaments	4.4.5	Number of learners participating at the district school sport tournaments	26 867	50 742	18 000	42 062	+24 062	A renewed focus on school sport nationally, and a school sport Indaba was held. Additional support was provided to promote inter-school activities in established clusters in districts.
Sub-programme 4.5: MOD Programme									
3	MOD Centres supported	4.5.1	Number of MOD Centres supported	181	181	181	181	-	-
3	Staff employed within the MOD Programme	4.5.2 Revised	Number of staff employed within the MOD Programme	470	470	362	362	-	-
3	MOD Programme	4.5.3	Number of districts supported by/through the MOD Programme	9	9	9	9	-	-

PROGRAMME 4: SPORT AND RECREATION

Outcome	Output	No.	Output Indicator	Actual Achievement 2021/2022	Actual Achievement 2022/2023	Planned Target 2023/2024	Actual Achievement 2023/2024	Deviation from planned target to Actual Achievement for 2023/2024	Comment on deviations
	districts supported								
Sub-programme 4.6: Youth Programmes									
3	Practitioner capacity built	4.6.1 Revised	Number of practitioners trained	710	709	500	502	+2	Two additional data administrators were trained due to co-funding from partners.
3	Youth Service opportunities	4.6.2 Revised	Number of youth-in-service opportunities created	1 385	3 017	3 000	3 080	+80	Additional opportunities created with funding from DEDAT for data administrators who were placed in libraries.
3	Community of Practices engagements	4.6.3 Revised	Number of external stakeholders (NGO, Donors, Principals) Engagements	9	8	8	8	-	-
3	Youth at risk participating regularly and consistently in ASPs	4.6.4 Revised	Number of youth at risk participating regularly and consistently in ASPs	3 033	6 205	8 000	8 116	+116	Due to additional youth-in-service opportunities created, more learners could be supported.
3	Schools with ASPs	4.6.5 Revised	Number of schools with ASPs	409	409	500	449	-51	Neighbouring schools did not expand as planned due to budget cuts.

Note: Grey cells indicate revised indicators.

Strategy to overcome areas of under-performance

Number of affiliated district sport federations supported: The Department has been collaborating closely with the sport councils and the WCPSC to address the administrative challenges within the sport federations and workshops will be conducted in the 2024/25 financial year to provide support to these federations.

Number of staff employed within the Neighbouring School Programme and Number of schools with ASPs will be maintained as is and will be reviewed when further funding becomes available.

Performance in relation to Standardised Outputs and Output Indicators for Sectors with Concurrent Functions

All standardised outputs and output indicators have been incorporated in the Annual Performance Plans and therefore implemented and reported on in the Annual Report as reflected in the performance table above (in bold).

Linking performance with budgets

Sub-Programme expenditure for Programme 4: Sport and Recreation was as follows:

Sub-Programme	2023/24			2022/23		
	Final Appropriation R'000	Actual Expenditure R'000	(Over)/ Under Expenditure R'000	Final Appropriation R'000	Actual Expenditure R'000	(Over)/ Under Expenditure R'000
Management	16 258	16 218	40	46 218	46 218	-
Sport	63 226	62 501	725	70 343	69 957	386
Recreation	18 759	18 551	208	18 239	18 239	-
School Sport	47 974	47 031	943	48 358	45 819	2 539
MOD Programme	39 903	39 532	371	40 732	39 488	1 244
Youth Programme	57 826	57 795	31	69 467	66 866	2 601
Total	243 946	241 628	2 318	293 357	286 587	6 770

The under expenditure relates to:

- A delay in the filling of posts [Compensation of Employees (CoE)] resulting from the DPSA Directive on the implementation of control measures: Fiscal sustainability when creating and filling vacant posts in Departments. The directive applied to all requests to create and fill posts not yet approved on 17 October 2023. It required all vacant funded post to be subjected to an approval process based on motivation against set criteria and the approval of which had to receive concurrence by the Premier.
- Unspent funds relating to Security Services at the Shared Facilities which was terminated due to non-performance of the security company (Goods and Services). A request to reallocate the funds in the 2024/25 financial year was submitted to Provincial Treasury.

5. Transfer Payments

5.1. Transfer payments to Public Entities

Western Cape Cultural Commission

The WCCC received **R2 155 000** as a transfer payment from the Department for the 2023/24 financial year. The Public Entity is responsible for the registration and deregistration of cultural councils as well as the maintenance and upkeep of the cultural facilities. The chairperson of the WCCC was appointed during the year under review.

Western Cape Language Committee

The Western Cape Language Committee received **R303 000** to fund its activities and obligations. The WCLC is responsible for advising the Minister on language-related matters in the Western Cape in terms of the Western Cape Provincial Languages Act, 1998 and the Western Cape Language Policy.

Heritage Western Cape

HWC received **R1 893 000** as a transfer payment from the Department for the 2023/24 financial year to service the mandate of the entity. Its key mandate is to identify, protect, conserve, and promote the heritage resources of the Western Cape. In doing its business, it liaises with national and local spheres of government.

Name of Public Entity	Key Outputs of the Public Entity	Amount transferred to the public entity	Amount spent by the public entity	Achievements of the public entity
Western Cape Cultural Commission	<p>The WCCC has three focus areas namely: Control, Manage, develop and maintain movable and immovable property; these include the seven cultural facilities placed under its management.</p> <p>Manage the registration and deregistration of the cultural councils.</p> <p>Advise the MEC on how best to achieve the mandate of the Commission.</p>	R2 155 000	R655 000	<p>The entity achieved all three targets as set out in the APP of the WCCC, however the number of users at the cultural facilities increased due to an increase in demand for usage of the facilities. The allocations were for the following purposes:</p> <ol style="list-style-type: none"> Administrative functioning of the commission and the support to Cultural Councils. Maintenance and loadshedding mitigation equipment at the cultural facilities.
Western Cape Language Committee	Monitors the implementation of the Western Cape	R303 000	R303 000	The entity convened six committee meetings and facilitated six projects in

Name of Public Entity	Key Outputs of the Public Entity	Amount transferred to the public entity	Amount spent by the public entity	Achievements of the public entity
	Language Policy and advises the Minister on language related matters.			collaboration with other language stakeholders.
Heritage Western Cape	Identify, protect, conserve and promote the heritage resources of the Western Cape.	R1 893 000	R1 621 000	<p>The entity achieved its targets for the financial under review as follows:</p> <p>Number of policies, regulations, guidelines or protocols approved by Council. The target was 1 and achieved.</p> <p>Number of site inspections undertaken to provincial heritage sites. The target was 7 and achieved.</p> <p>Number of Council and committee meetings hosted in order to make decisions in terms of the NHRA. Target was 99 but overachieved by 2 additional meetings due to processing of permit applications requiring additional meetings.</p> <p>Number of provincial heritage site events for the promotion of heritage resources. The target was 4 and achieved.</p> <p>Number of pro-grammes hosted to promote heritage resources management. The target of 4 was achieved.</p>

Note: Information on the total budget and total expenditure is reflected in the respective Public Entities Annual Reports 2023/24.

5.2. Transfer payments to all organisations other than Public Entities

The tables below reflect the transfer payments made for the period 1 April 2023 to 31 March 2024:

Programme 2: Cultural Affairs

Name of transferee	Type of organisation	Purpose for which the funds were used	Did the dept. comply with S 38 (1) (j) of the PFMA	Amount transferred (R)	Amount spent by the entity (R)	Reasons for the funds unspent by the entity
ARTS & CULTURE						
Artscape Theatre	NPO	Contribution to Artscape for maintenance	Yes	213 000	213 000	-
Prince Albert Community Trust	Trust	Contribution towards Prince Albert Journey to Jazz Festival	Yes	170 500	170 500	-
Kunste Onbeperk	NPO	Contribution towards the annual Klein Karoo National Arts Festival 2024	Yes	250 000	250 000	-
Cape Town Carnival Trust	TRUST	Contribution towards the media, marketing and PR programmes of the Cape Town Carnival Festival	Yes	250 000	250 000	-
Suidoosterfees	NPO	Contribution towards the rehearsal, mentorship programmes and choirs	Yes	250 000	250 000	-
Dance for All	NPO	EPWP Stipends	Yes	1 107 579	1 073 241	Remaining funds are committed
Camissa Arts & Culture	NPO	EPWP Stipends	Yes	1 447 094	1 447 094	-
Camissa Arts & Culture	NPC	EPWP Stipends	Yes	2 227 000	2 227 000	-
Afrika Burns Creative Projects	NPC	Contribution towards the Resilience in Shared Endeavour (Rise) project	Yes	58 512	58 512	-
Bridges for Music	NPC	Contribution towards the basics of piano or vocal practice, performance, and theory to enhance musical skills, creativity and confidence for learners	Yes	58 512	58 512	-
Cape Town Community Television Collective (Cape Town TV)	NPO	Contribution towards workshops for marginalised individuals to learn the basics of proposal writing script, production processes, presenting skills, marketing and audience engagement	Yes	65 000	65 000	-
Community Philharmonic Orchestra	NPC	Contribution towards performance and showcasing opportunities for persons in Beaufort West, Malmesbury, Mamre, Vredendal and George area	Yes	58 512	58 512	-
Denis Goldberg Legacy Foundation Trust	TRUST	Contribution towards weekly circus classes for Primary Schools students from Imizamo Yethu and Hangberg in Hout Bay	Yes	58 512	58 512	-
e'Bosch Heritage Project	NPC	Contribution to the e'Bosch School Choir Festival, Choral training sessions and workshops	Yes	58 512	58 512	-

Name of transferee	Type of organisation	Purpose for which the funds were used	Did the dept. comply with S 38 (1) (j) of the PFMA	Amount transferred (R)	Amount spent by the entity (R)	Reasons for the funds unspent by the entity
Elvis Sibeko Foundation	NPC	Contribution towards the onstage musical production performed at Artscape, job and showcasing opportunities	Yes	58 512	58 512	-
First Step Ballet, Mcregor	NPO	Contribution towards the facilitation of ballet classes for First Step Junior and Senior students	Yes	58 512	58 512	-
For Life Centre	NPO	Contribution towards the performing arts to encourage co-producing partnerships, development and upliftment of the performing arts	Yes	58 512	58 512	-
Fundza Literacy Trust	TRUST	Contribution towards monthly reading and writing workshops	Yes	65 000	59 995	Remaining funds are committed
Hewlin Compassion	NPO	Contribution towards the Reading Rocks Programme	Yes	58 512	58 512	-
Hood Hop Africa	NPC	Contribution towards collaborative events to promote showcasing opportunities	Yes	58 512	58 512	-
Ibuyambo-Dizu Plaatjies Institute of Traditional Arts	NPO	Contribution towards a teaching program aimed at developing youth orchestra in Langa and towards showcasing opportunities for youth to perform at the Umphumo Festival.	Yes	58 512	58 512	-
Igugu-Iethu Arts and Leadership Project	NPO	Contribution towards the Umanyano Arts Festival and weekly artistic classes in Gugulethu	Yes	58 512	58 512	-
iKasi Creative	NPC	Contribution for Ikasi Heritage Project and towards improving awareness and access to media literacy for young people.	Yes	65 000	65 000	-
Imbewu Marimba Community	NPC	Contribution towards the Marimba Explosion Concerts held in Langa	Yes	65 000	65 000	-
Indigenous Peoples Society of South Africa	NPC	Contribution towards an induction and orientation program to the film industry for youth to facilitate skills transfer	Yes	58 512	58 512	-
Isibane Development	NPO	Contribution towards the training of beading, drawings and painting, soap-making, candle-making and entrepreneurship skills	Yes	58 512	-	Financial and Performance report not received by reporting date.
Join Bands Not Gangs	NPC	Contribution towards the song writing competition in Karoo area.	Yes	58 512	58 512	-
Kairos Foundation	NPO	Contribution to the after-school music project for youth at risk and adults to learn how to play musical instruments	Yes	58 512	58 512	-
Lets Read to Rise (T/A Read to Rise)	NPO	Contribution to the facilitation of the Cape Flats Book Festival and support local writers, providing the opportunity for Cape Flats authors and illustrators	Yes	58 512	58 512	-
Musiqueline SA	NGO	Contribution towards workshops and masterclasses to broaden and deepen the knowledge of music and skills transfer	Yes	58 512	58 512	-
Railton Foundation Swellendam	NPC	Contribution towards Poetry, Storytelling and to showcase opportunities at events and festivals	Yes	58 512	43 621	Remaining funds are committed

Name of transferee	Type of organisation	Purpose for which the funds were used	Did the dept. comply with S 38 (1) (j) of the PFMA	Amount transferred (R)	Amount spent by the entity (R)	Reasons for the funds unspent by the entity
Rainbow Art Organisation	NPO	Contribution towards the youth of Delft to provide them with opportunities to gain skills and experience in the performing arts as well as a contribution towards the Iqonga Arts Festival	Yes	58 512	58 512	-
Sbondaba Dance	NPC	Contribution towards the Community Outreach Programmes and the teaching of dance classes on a weekly basis for youth in under-resourced communities	Yes	58 512	58 512	-
Sijonge Kuwe Youth Development Project	NPO	Contribution towards training of youth, women, and people with disabilities on how to make beads, necklaces, hand rings and traditional wares	Yes	58 512	58 512	-
South African Guild of Actors (SAGA)	NPO	Contribution towards 4 outreach and online sessions to assist and equip actors in the entertainment industry	Yes	58 512	58 512	-
The Shumeez Scott Foundation	NPO	Contribution towards music therapy to assist children with down syndrome and special needs	Yes	58 512	58 512	-
The Stern Masque Theatre Association	NPO	Contribution towards the production of Empowering Women Through Theatre	Yes	58 512	58 512	-
The Zolani Youth Choir	NPO	Contribution towards Indigenous Choral Music Festival, workshop and rehearsal for youth in the Ashton and Montagu area	Yes	58 512	58 512	-
Genadendaal, Grayton & Voorville Disability Forum	NPO	Contribution towards the entrepreneurial skill development within arts and craft sector	Yes	58 520	58 520	-
Amoyo Performing Arts Foundation	NPO	Contribution towards the after school weekly performing arts classes and towards mentoring and guiding young individuals	Yes	112 956	112 956	-
ATKV	NPO	Contribution towards Rieldans training and events in the De Dooms, Ceres and Clanwilliam areas and towards the facilitation of music training and development.	Yes	112 956	112 956	-
Baz-Art	NPO	Contribution towards International Public Art Festival for 2024	Yes	112 956	112 956	-
Cinemagic Orchestral Development Association	NPC	Contribution towards shared orchestral, creating job opportunities and sponsor local musicians	Yes	98 000	40 210	Expenditure affected by Orchestra season. Remaining funds are committed
Creative Skills Factory	NPC	Contribution towards visual art, drama, dance, literacy clubs and music workshop for children in Stanford area	Yes	122 270	122 270	-
Dancescape South Africa	NPO	Contribution to the facilitation of dance classes for young children after school, weekends and during school holidays	Yes	112 956	112 956	-
Darkroom Contemporary	NPO	Contribution towards youth skills development programme that develops opportunities such as apprenticeships, youth dance workshops, school performances and artist discussions	Yes	112 956	112 956	-

Name of transferee	Type of organisation	Purpose for which the funds were used	Did the dept. comply with S 38 (1) (j) of the PFMA	Amount transferred (R)	Amount spent by the entity (R)	Reasons for the funds unspent by the entity
Encounters Training and Development Institute	NPC	Contribution towards mentorship and workshops for upcoming young filmmakers	Yes	112 956	112 956	-
Heal the Hood Project	NPO	Contribution towards the training programmes and workshops on corpus linguistics and lexicographical skills to assist with the development of a kaaps/ afrikaans/ english trilingual dictionary.	Yes	112 956	112 956	-
Lunchbox Theatre	NPO	Contribution towards the Theatre Development Programme in the Garden Route Rural Schools	Yes	122 270	122 270	-
National Institute for the Deaf	NPC	Contribution towards Literacy Resources for Teachers of Deaf Children	Yes	112 956	112 956	-
Open Design Afrika TNL	NPC	Contribution towards developing pride and value in girls/young women in Langa	Yes	112 954	49 672	Execution of program delayed. Funds are committed.
Overstrand Association for Persons with Disabilities	NPO	Contribution towards the training in shell production, craft and cleaning product marketing and development	Yes	107 000	90 456	Remaining funds are committed
Pioneer Printers	NPO	Contribution towards promoting visually impaired students to learn music and contributed to the transcribing & proofreading of braille music textbooks and workbooks	Yes	112 566	112 566	-
Prince Albert Community Trust	TRUST	Contribution towards the Prince Albert Journey to Jazz Festival	Yes	112 956	112 956	-
Rural Arts Network (RAN)	NPO	Contribution towards the facilitation of individual instrument and music theory tuition programme	Yes	114 000	114 000	-
Ruth Prowse School of Art NPC	NPC	Contribution towards the facilitation of an Outreach Art, Design and Craft Skills Programme	Yes	83 051	66 622	Remaining funds are committed.
Sibonelo Dance Project	NPO	Contribution to the dance training classes held in Delft and Khayelitsha and contributed towards the facilitation of the Uhambo Public Arts Festival Performance	Yes	112 956	112 956	-
South African International Ballet Competition	NPC	Contribution towards the 10th SA International Ballet Competition and facilitation of performances held at Artscape	Yes	112 956	112 956	-
Steelbrand Project (Western Cape)	NPO	Contribution towards the quality music education through Steelband ensemble performance	Yes	112 956	112 956	-
StoriFactori	NPC	Contribution towards the production of the Princess with the Dragon Heart and facilitation session on content and themes	Yes	112 956	112 956	-
The Zama Dance School Trust	TRUST	Contribution towards developing children through the legacy programme	Yes	112 956	112 956	-
Camissa Arts & Culture	NPO	Contribution towards the Mosjazz Festival on the Rocks Music Festival	Yes	204 373	204 373	-
Enlighten Education Trust	TRUST	Contribution towards the music in school -teacher training programme and music content	Yes	150 000	150 000	-
George Society of Arts	NPO	Contribution towards the drama, mini festival in the Eden area and towards	Yes	150 000	150 000	-

Name of transferee	Type of organisation	Purpose for which the funds were used	Did the dept. comply with S 38 (1) (j) of the PFMA	Amount transferred (R)	Amount spent by the entity (R)	Reasons for the funds unspent by the entity
		the holiday programmes in Thembaletu Squatter camp, Lawaakamp, Conville, Blanco and Touwsrante area.				
Institute for Music and Indigenous Arts Development (IMAD)	NPO	Contribution towards weekly lessons for the Little Giants at Eluxolweni Primary School in Khayelitsha to be sent to the schools Jazz Festival in Makhanda	Yes	204 374	204 374	-
Music Exchange	NPC	Contribution towards the advancement of the SA Music and entertainment industry	Yes	204 373	204 373	-
Par Kan Foundation	NPC	Contribution to a 3-day live and virtual (Hybrid) music festival held in Cape Town and towards workshops and mentorship programs for community artists/musicians as well as young and upcoming artists	Yes	204 373	204 373	-
The Craft and Design Institute	NPC	Contribution towards the online creativity workshop module	Yes	204 373	204 373	-
Turnstyle 177 t/a The Rainbow Academy	NPO	Contribution to employment opportunities and job creation and to provide the department with visuals/recording of training programmes and performances	Yes	150 000	150 000	-
Baxter Theatre Centre at the University of Cape Town	NPC	Contribution towards the creation of new SA Theatre works and the hosting of the Zabalaza Festival	Yes	1 000 000	1 000 000	-
Cape Town City Ballet	NPO	Contribution towards professional stage productions at Artscape and towards the young professional dance development programmes	Yes	800 000	800 000	-
Cape Town Philharmonic Orchestra	NPO	Contribution towards the music for all audience development	Yes	1 000 000	1 000 000	-
College of Magic	NPO	Contribution towards the community Outreach, shows, festivals and advanced training and twinning with community organisations to facilitate skills transfer	Yes	300 000	300 000	-
Dance for All	NPO	Contribution towards a Training Programme to develop the potential displayed by aspirant dancers and towards the Bridging and Teacher training program	Yes	1 000 000	1 000 000	-
Jazzart Dance Theatre	NPC	Contribution to the Meraki Festival	Yes	1 000 000	1 000 000	-
Magnet Training and Youth Upliftment Trust	TRUST	Contribution towards the teaching modules for full time training and job creation programme, workshops and facilitation of the culture gangs programme	Yes	350 000	350 000	-
The Cape Town Opera Company	NPC	Contribution towards the Pearl Fishers production and towards the Masiphathisane Choral Training	Yes	1 000 000	1 000 000	-
Zip Zap Circus School Trust	NPO	Contribution towards the development of circus art and performances, and to facilitate vocational training in circus coasts	Yes	300 000	300 000	-

Name of transferee	Type of organisation	Purpose for which the funds were used	Did the dept. comply with S 38 (1) (j) of the PFMA	Amount transferred (R)	Amount spent by the entity (R)	Reasons for the funds unspent by the entity
		and towards the production of the Moya Show				
Cape Town Minstrel Carnival Ass	NPC	Financial support to Minstrel Festival	Yes	288 250	288 250	-
Cape Malay Choir Board	NPO	Financial support to Malay Choirs	Yes	122 586	122 586	-
Kaapse Klopse	NPO	Financial support to Minstrel Festival	Yes	346 575	346 575	-
SA United Christmas Bands Board	NPO	Financial support to Christmas Bands	Yes	200 400	200 400	-
Keep the Dream Male Choir Board	NPC	Financial support to Minstrel Festival	Yes	315 180	315 180	-
South African Christmas Bands Board	NPO	Financial support to Christmas Bands	Yes	103 478	91 614	Remaining funds are committed for audit fees
Cape District Minstrel Board	NPO	Financial support to Minstrel Festival	Yes	187 840	187 840	-
Assitej SA	NPO	Artists in Schools Programmes (Music and Dance, and Creative Art)	Yes	1 600 000	1 600 000	-
Assitej SA	NPO	Artists in Schools Programmes (Music and Dance, and Creative Art)	Yes	1 000 000	-	Resources were reprioritised in the last quarter of the financial year towards continuation of the Artists in Schools programme. Funding is committed to ensure the seamless operation of the programme.
Comfesa	NPO	Contribution towards the development of artists and classroom teachers in the practical choral music delivery in schools	Yes	400 000	311 509	Auditors, Bookkeeping and Provincial Conference was delayed. Audit will be finalised in May 2024
Elvis Sibeko	NPC	Contribution towards job and showcasing opportunities	Yes	116 260	116 260	-
College of Magic	NPO	Contribution towards the Children's Magic Festival and Outreach show programme	Yes	150 000	150 000	-
Magnet Training and Youth Upliftment	TRUST	Contribution towards the activities of Magnet Theatre Youth Company	Yes	150 000	150 000	-
Zwelethamba Arts & Culture Centre	NPO	Contribution towards developing and promoting arts and culture in Breede Valley	Yes	180 000	180 000	-
Mud and Fire Parables	NPO	Contribution towards job creation of new and emerging theatre artist as performers, facilitators, technicians and administrators.	Yes	70 000	70 000	-
MUSEUMS						
Point Discovery Centre	NPC	Assist with further development of the visitor centre in Mossel Bay	Yes	200 000	200 000	
Beaufort West Museum	Museum	Operational and Maintenance Cost	Yes	603 458	603 458	-
Beaufort West Museum	Museum	Load shedding mitigation equipment	Yes	125 000	-	Energy crisis had an impact on the operations of affiliated museums. Resources were reprioritised in the last quarter of the

Name of transferee	Type of organisation	Purpose for which the funds were used	Did the dept. comply with S 38 (1) (j) of the PFMA	Amount transferred (R)	Amount spent by the entity (R)	Reasons for the funds unspent by the entity
						financial year to provide funding for loadshedding mitigation equipment.
Beaufort West Museum	Museum	EPWP Programme	Yes	254 864	254 864	-
Blombos Museum for Archaeology	Museum	Operational and Maintenance Cost	Yes	100 000	53 010	Delay in implementation of new Museum proposal. Funds are committed
Blombos Museum for Archaeology	Museum	Load shedding mitigation equipment	Yes	125 000	-	Energy crisis had an impact on the operations of affiliated museums. Resources were reprioritised in the last quarter of the financial year to provide funding for loadshedding mitigation equipment.
Caledon Museum	Museum	Operational and Maintenance Cost	Yes	203 884	203 884	-
Caledon Museum	Museum	Load shedding mitigation equipment	Yes	125 000	-	Energy crisis had an impact on the operations of affiliated museums. Resources were reprioritised in the last quarter of the financial year to provide funding for loadshedding mitigation equipment.
Caledon Museum	Museum	EPWP Programme	Yes	263 840	263 840	-
CP Nel Museum	Museum	Operational and Maintenance Cost	Yes	318 086	-	Financial and Performance report not received by reporting date.
CP Nel Museum	Museum	EPWP Programme	Yes	489 824	-	Financial and Performance report not received by reporting date.
Drostdy Museum	Museum	Operational and Maintenance Cost	Yes	849 226	849 226	-
Drostdy Museum	Museum	Load shedding mitigation equipment	Yes	250 000	-	Energy crisis had an impact on the operations of affiliated museums. Resources were reprioritised in the last quarter of the financial year to provide funding for loadshedding mitigation equipment.
Drostdy Museum	Museum	EPWP Programme	Yes	1 062 440	1 062 440	-
Elands Bay Museum	Museum	Operational and Maintenance Cost	Yes	150 000	54 590	Project dependant on World Heritage Site inscription. Funds are committed
Elands Bay Museum	Museum	Load shedding mitigation equipment	Yes	125 000	-	Energy crisis had an impact on the operations of affiliated museums. Resources were reprioritised in the last quarter of the financial year to provide funding for loadshedding mitigation equipment.
Fransie Pienaar Museum	Museum	Grant-in Aid	Yes	71 437	71 437	-
Fransie Pienaar Museum	Museum	Load shedding mitigation equipment	Yes	125 000	-	Energy crisis had an impact on the operations of affiliated museums. Resources

Name of transferee	Type of organisation	Purpose for which the funds were used	Did the dept. comply with S 38 (1) (j) of the PFMA	Amount transferred (R)	Amount spent by the entity (R)	Reasons for the funds unspent by the entity
						were reprioritised in the last quarter of the financial year to provide funding for loadshedding mitigation equipment.
Fransie Pienaar Museum	Museum	EPWP Programme	Yes	267 800	231 300	Funds committed for the remaining contract term.
Genadendal Mission Museum	Museum	Operational and Maintenance Cost	Yes	451 568	451 568	-
Genadendal Mission Museum	Museum	Load shedding mitigation equipment	Yes	250 000	-	Energy crisis had an impact on the operations of affiliated museums. Resources were reprioritised in the last quarter of the financial year to provide funding for loadshedding mitigation equipment.
Genadendal Mission Museum	Museum	EPWP Programme	Yes	357 824	313 733	Funds committed for the remaining contract term.
Great Brak River Museum	Museum	Grant-in Aid	Yes	56 125	56 125	-
Great Brak River Museum	Museum	Load shedding mitigation equipment	Yes	125 000	-	Energy crisis had an impact on the operations of affiliated museums. Resources were reprioritised in the last quarter of the financial year to provide funding for loadshedding mitigation equipment.
Great Brak River Museum	Museum	EPWP Programme	Yes	186 752	154 822	Funds committed for the remaining contract term.
Hout Bay Museum	Museum	Operational and Maintenance Cost	Yes	506 262	506 262	-
Hout Bay Museum	Museum	EPWP Programme	Yes	763 204	763 204	-
Hout Bay Museum	Museum	EPWP Programme	Yes	481 376	481 376	-
Huguenot Memorial Museum	Museum	Operational and Maintenance Cost	Yes	484 440	484 440	-
Huguenot Memorial Museum	Museum	Load shedding mitigation equipment	Yes	250 000	-	Energy crisis had an impact on the operations of affiliated museums. Resources were reprioritised in the last quarter of the financial year to provide funding for loadshedding mitigation equipment.
Huguenot Memorial Museum	Museum	EPWP Programme	Yes	371 552	371 552	-
Jan Dankaert Museum	Museum	Grant-in Aid	Yes	28 063	28 063	-
Jan Dankaert Museum	Museum	Load shedding mitigation equipment	Yes	125 000	-	Energy crisis had an impact on the operations of affiliated museums. Resources were reprioritised in the last quarter of the financial year to provide funding for loadshedding

Name of transferee	Type of organisation	Purpose for which the funds were used	Did the dept. comply with S 38 (1) (j) of the PFMA	Amount transferred (R)	Amount spent by the entity (R)	Reasons for the funds unspent by the entity
						mitigation equipment.
Jan Dankaert Museum	Museum	EPWP Programme	Yes	323 504	291 218	Funds committed for the remaining contract term.
Lwandle Migrant Labour Museum	Museum	Operational and Maintenance Cost	Yes	379 698	379 698	-
Lwandle Migrant Labour Museum	Museum	Development of an Exhibition about Domestic Workers	Yes	500 000	-	Delay in finalisation of exhibition concept. Funds are committed
Lwandle Migrant Labour Museum	Museum	EPWP Programme	Yes	302 912	283 683	Funds committed for the remaining contract term.
Montagu Museum	Museum	Operational and Maintenance Cost	Yes	267 175	263 145	Remaining funds are committed
Montagu Museum	Museum	Load shedding mitigation equipment	Yes	250 000	-	Energy crisis had an impact on the operations of affiliated museums. Resources were reprioritised in the last quarter of the financial year to provide funding for loadshedding mitigation equipment.
Montagu Museum	Museum	EPWP Programme	Yes	357 824	330 606	Funds committed for the remaining contract term.
Old Harbour Museum	Museum	Operational and Maintenance Cost	Yes	303 211	303 211	-
Old Harbour Museum	Museum	Load shedding mitigation equipment	Yes	125 000	-	Energy crisis had an impact on the operations of affiliated museums. Resources were reprioritised in the last quarter of the financial year to provide funding for loadshedding mitigation equipment.
Old Harbour Museum	Museum	EPWP Programme	Yes	537 080	537 080	-
Oude Kerk Volks Museum	Museum	Operational and Maintenance Cost	Yes	368 976	368 976	-
Oude Kerk Volks Museum	Museum	Load shedding mitigation equipment	Yes	250 000	-	Energy crisis had an impact on the operations of affiliated museums. Resources were reprioritised in the last quarter of the financial year to provide funding for loadshedding mitigation equipment.
Oude Kerk Volks Museum	Museum	EPWP Programme	Yes	478 208	478 208	-
Paarl Museum	Museum	Operational and Maintenance Cost	Yes	200 106	200 106	-
Paarl Museum	Museum	Load shedding mitigation equipment	Yes	125 000	-	Energy crisis had an impact on the operations of affiliated museums. Resources were reprioritised in the last quarter of the financial year to provide funding for loadshedding mitigation equipment.

Name of transferee	Type of organisation	Purpose for which the funds were used	Did the dept. comply with S 38 (1) (j) of the PFMA	Amount transferred (R)	Amount spent by the entity (R)	Reasons for the funds unspent by the entity
Paarl Museum	Museum	EPWP Programme	Yes	165 368	93 010	Funds committed for the remaining contract term.
Robertson Museum	Museum	Operational and Maintenance Cost	Yes	56 125	56 125	-
Robertson Museum	Museum	Contribution towards the preservation and conservation of artefacts and collections in storage.	Yes	20 000	-	Funds committed for remaining contract term.
Robertson Museum	Museum	Load shedding mitigation equipment		125 000	-	Energy crisis had an impact on the operations of affiliated museums. Resources were reprioritised in the last quarter of the financial year to provide funding for loadshedding mitigation equipment.
Robertson Museum	Museum	EPWP Programme	Yes	92 768	64 190	Funds committed for the remaining contract term.
SA Fisheries Museum	Museum	Grant-in Aid	Yes	43 375	43 375	-
SA Fisheries Museum	Museum	Load shedding mitigation equipment	Yes	125 000	-	Energy crisis had an impact on the operations of affiliated museums. Resources were reprioritised in the last quarter of the financial year to provide funding for loadshedding mitigation equipment.
SA Fisheries Museum	Museum	EPWP Programme	Yes	150 056	119 098	Funds committed for the remaining contract term.
SA Sendinggestig Museum	Museum	Operational and Maintenance Cost	Yes	139 792	139 792	-
SA Sendinggestig Museum	Museum	Contribution towards renovation of museum and Tevolution Museum partnership	Yes	750 000	750 000	-
SA Sendinggestig Museum	Museum	Load shedding mitigation equipment	Yes	125 000	-	Energy crisis had an impact on the operations of affiliated museums. Resources were reprioritised in the last quarter of the financial year to provide funding for loadshedding mitigation equipment.
SA Sendinggestig Museum	Museum	EPWP Programme	Yes	4 710 906	2 713 529	Funds committed for remaining contract term.
Shipwreck Museum	Museum	Operational and Maintenance Cost	Yes	242 393	242 393	-
Shipwreck Museum	Museum	Implementation of a Collection Management Interventions	Yes	200 000	62 335	Delay in execution of project due to personnel vacancy. Project to be completed by 30 Sept 2024.
Shipwreck Museum	Museum	EPWP Programme	Yes	1 244 921	1 146 053	Funds committed for the remaining contract term.
Shipwreck Museum	Museum	EPWP Programme	Yes	29 058	-	Funds committed for remaining contract term
Shipwreck Museum	Museum	EPWP Programme	Yes	419 544	388 749	Funds committed for the remaining contract term.

Name of transferee	Type of organisation	Purpose for which the funds were used	Did the dept. comply with S 38 (1) (j) of the PFMA	Amount transferred (R)	Amount spent by the entity (R)	Reasons for the funds unspent by the entity
Simon's Town Museum	Museum	Operational and Maintenance Cost	Yes	331 036	331 036	-
Stellenbosch Museum	Museum	Operational and Maintenance Cost	Yes	631 871	631 871	-
Stellenbosch Museum	Museum	Load shedding mitigation equipment	Yes	250 000	-	Energy crisis had an impact on the operations of affiliated museums. Resources were reprioritised in the last quarter of the financial year to provide funding for loadshedding mitigation equipment.
Stellenbosch Museum	Museum	EPWP Programme	Yes	1 291 089	1 188 147	Funds committed for the remaining contract term.
Stellenbosch Museum	Museum	EPWP Programme	Yes	1 088 048	1 032 562	Funds committed for the remaining contract term.
Togryers Museum	Museum	Operational and Maintenance Cost	Yes	160 223	160 223	-
Togryers Museum	Museum	EPWP Programme	Yes	199 688	158 956	Funds committed for the remaining contract term
Wellington Museum	Museum	Operational and Maintenance Cost	Yes	297 838	297 838	-
Wellington Museum	Museum	EPWP Programme	Yes	152 432	112 212	Funds committed for the remaining contract term
Wheat Industry Museum	Museum	Operational and Maintenance Cost	Yes	197 849	187 849	Funds committed for the remaining contract term.
Wheat Industry Museum	Museum	EPWP Programme	Yes	563 216	468 716	Funds committed for the remaining contract period
TOTAL FOR PROGRAMME 2				52 379 250	43 576 973	

Programme 3: Library and Archive Services

Name of transferee	Type of organisation	Purpose for which the funds were used	Did the dept. comply with S 38 (1) (j) of the PFMA	Amount transferred (R)	Amount spent by the entity(R)	Reasons for the funds unspent by the entity
EQUITABLE SHARE: MUNICIPAL REPLACEMENT FUNDING (MRF)						
Beaufort West Municipality	Municipality	Staffing and operational cost	Yes	7 158 000	5 105 883	Expenditure for remainder of municipal financial year-end June 2024
Bergrivier Municipality	Municipality	Staffing and operational cost	Yes	5 145 000	3 583 157	Expenditure for remainder of municipal financial year-end June 2024
Bitou Municipality	Municipality	Staffing and operational cost	Yes	9 892 000	8 578 940	Expenditure for remainder of municipal financial year-end June 2024

Name of transferee	Type of organisation	Purpose for which the funds were used	Did the dept. comply with S 38 (1) (j) of the PFMA	Amount transferred (R)	Amount spent by the entity(R)	Reasons for the funds unspent by the entity
Breede Valley Municipality	Municipality	Staffing and operational cost	Yes	321 000	-	Expenditure for remainder of municipal financial year-end June 2024
Cape Agulhas Municipality	Municipality	Staffing and operational cost	Yes	9 882 000	8 417 400	Expenditure for remainder of municipal financial year-end June 2024
Cederberg Municipality	Municipality	Staffing and operational cost	Yes	6 370 000	4 388 352	Expenditure for remainder of municipal financial year-end June 2024
City of Cape Town	Municipality	Operational and capital	Yes	5 573 000	2 879 850	Expenditure for remainder of municipal financial year-end June 2024
City of Cape Town	Municipality	Staffing and operational cost	Yes	928 000	591 480	Expenditure for remainder of municipal financial year-end June 2024
City of Cape Town	Municipality	Periodicals, Staffing, operational cost	Yes	5 658 000	5 531 095	Expenditure for remainder of municipal financial year-end June 2024
Drakenstein Municipality	Municipality	Staffing and operational cost	Yes	255 000	-	Expenditure for remainder of municipal financial year-end June 2024
George Municipality	Municipality	Staffing and operational cost	Yes	142 000	-	Expenditure for remainder of municipal financial year-end June 2024
Hessequa Municipality	Municipality	Staffing and operational cost	Yes	7 236 000	4 150 910	Expenditure for remainder of municipal financial year-end June 2024
Kannaland Municipality	Municipality	Staffing and operational cost	Yes	3 607 000	2 255 182	Expenditure for remainder of municipal financial year-end June 2024
Knysna Municipality	Municipality	Staffing and operational cost	Yes	136 000	136 000	-
Laingsburg Municipality	Municipality	Staffing and operational cost	Yes	1 712 000	1 173 858	Expenditure for remainder of municipal financial year-end June 2024
Langeberg Municipality	Municipality	Staffing and operational cost	Yes	7 169 000	5 121 018	Expenditure for remainder of municipal financial year-end June 2024
Matzikama Municipality	Municipality	Staffing and operational cost	Yes	5 953 000	4 524 516	Expenditure for remainder of municipal financial year-end June 2024
Mosselbay Municipality	Municipality	Staffing and operational cost	Yes	178 000	178 000	-
Oudtshoorn Municipality	Municipality	Staffing and operational cost	Yes	548 000	157 114	Expenditure for remainder of municipal financial year-end June 2024
Overstrand Municipality	Municipality	Staffing and operational cost	Yes	372 000	-	Expenditure for remainder of municipal financial year-end June 2024
Prince Albert Municipality	Municipality	Staffing and operational cost	Yes	2 257 000	2 257 000	-
Saldanha Municipality	Municipality	Staffing and operational cost	Yes	257 000	16 807	Expenditure for remainder of municipal financial year-end June 2024
Stellenbosch Municipality	Municipality	Staffing and operational cost	Yes	180 000	11 496	Expenditure for remainder of municipal financial year-end June 2024
Swartland Municipality	Municipality	Staffing and operational cost	Yes	6 957 000	4 393 722	Expenditure for remainder of municipal financial year-end June 2024
Swellendam Municipality	Municipality	Staffing and operational cost	Yes	6 434 000	4 178 458	Expenditure for remainder of municipal financial year-end June 2024

Name of transferee	Type of organisation	Purpose for which the funds were used	Did the dept. comply with § 38 (1) (j) of the PFMA	Amount transferred (R)	Amount spent by the entity(R)	Reasons for the funds unspent by the entity
Theewaterskloof Municipality	Municipality	Staffing and operational cost	Yes	8 922 000	5 312 908	Expenditure for remainder of municipal financial year-end June 2024
Witzenberg Municipality	Municipality	Staffing and operational cost	Yes	6 575 000	6 575 000	-
Community Chest	NPO	EPWP Programme	Yes	784 138	784 138	-
CONDITIONAL GRANT: LIBRARY SERVICES						
Library for the Blind	NGO	Staffing and operational cost	Yes	1 300 000	1 060 911	Vacant position of co-ordinator filled towards the end of the financial year.
Bergrivier Municipality	Municipality	Staffing and operational cost	Yes	3 296 000	2 511 533	Expenditure for remainder of municipal financial year-end June 2024
Bitou Municipality	Municipality	Staffing and operational cost	Yes	2 405 000	558 868	Expenditure for remainder of municipal financial year-end June 2024
Breede Valley Municipality	Municipality	Staffing and operational cost	Yes	12 073 000	12 073 000	-
City of Cape Town	Municipality	Staffing and operational cost	Yes	53 826 000	34 503 459	Expenditure for remainder of municipal financial year-end June 2024
Drakenstein Municipality	Municipality	Staffing and operational cost	Yes	21 143 000	17 890 839	Expenditure for remainder of municipal financial year-end June 2024
George Municipality	Municipality	Staffing and operational cost	Yes	11 288 000	9 128 657	Expenditure for remainder of municipal financial year-end June 2024
Hessequa Municipality	Municipality	Staffing and operational cost	Yes	4 218 000	2 852 238	Expenditure for remainder of municipal financial year-end June 2024
Knysna Municipality	Municipality	Staffing and operational cost	Yes	10 842 000	9 677 126	Expenditure for remainder of municipal financial year-end June 2024
Laingsburg Municipality	Municipality	Staffing and operational cost	Yes	150 000	-	Expenditure for remainder of municipal financial year-end June 2024
Langeberg Municipality	Municipality	Staffing and operational cost	Yes	3 969 000	3 050 344	Expenditure for remainder of municipal financial year-end June 2024
Matzikama Municipality	Municipality	Staffing and operational cost	Yes	3 298 000	2 335 795	Expenditure for remainder of municipal financial year-end June 2024
Mossel Bay Municipality	Municipality	Staffing and operational cost	Yes	10 214 000	9 715 843	Expenditure for remainder of municipal financial year-end June 2024
Oudtshoorn Municipality	Municipality	Staffing and operational cost	Yes	7 824 000	5 958 987	Expenditure for remainder of municipal financial year-end June 2024
Overstrand Municipality	Municipality	Staffing and operational cost	Yes	8 398 000	7 532 497	Expenditure for remainder of municipal financial year-end June 2024
Saldanha Municipality	Municipality	Staffing and operational cost	Yes	8 866 000	6 809 929	Expenditure for remainder of municipal financial year-end June 2024
Stellenbosch Municipality	Municipality	Staffing and operational cost	Yes	11 252 000	4 845 456	Expenditure for remainder of municipal financial year-end June 2024
Swartland Municipality	Municipality	Staffing and operational cost	Yes	5 347 000	3 980 496	Expenditure for remainder of municipal financial year-end June 2024

Name of transferee	Type of organisation	Purpose for which the funds were used	Did the dept. comply with S 38 (1) (j) of the PFMA	Amount transferred (R)	Amount spent by the entity(R)	Reasons for the funds unspent by the entity
Theewaterskloof Municipality	Municipality	Staffing and operational cost	Yes	2 858 000	1 778 013	Expenditure for remainder of municipal financial year-end June 2024
Witzenberg Municipality	Municipality	Staffing and operational cost	Yes	4 167 000	1 529 322	Expenditure for remainder of municipal financial year-end June 2024
TOTAL FOR PROGRAMME 3				297 335 138	218 095 597	

Programme 4: Sport and Recreation

Name of transferee	Type of organisation	Purpose for which the funds were used	Did the dept. comply with S 38 (1) (j) of the PFMA	Amount transferred (R)	Amount spent by the entity (R)	Reasons for the funds unspent by the entity
Scouts SA	NPO	To Support Yearbeyond Scouting in Schools and to increase participation in after school activities	Yes	625 000	625 000	-
Hope Through Action	NPC	To support the @HomeLearning programme	Yes	3 800 000	3 232 741	Funds committed for the remaining contact period.
Community Chest of WC	NPO	Year Beyond after school programme	Yes	23 134 000	20 762 873	Funds committed for the remaining contact period.
Scouts SA	NPO	To Support Year beyond Scouting in Schools and to increase participation in after school activities	Yes	1 257 600	632 945	Funds committed for the remaining contact period.
The Community Chest of WC	NPO	Implementing partner for YearBeyond programme	Yes	10 531 944	-	Funds committed for the remaining contract period.
The Community Chest of WC	NPO	Year Beyond programme	Yes	8 765 000	-	Funds committed for the remaining contract period.
Association for Choice Theory SA	NPO	Support Shukuma Programme, delivered in partnership with Act SA and WCED	Yes	1 150 000	872 511	Funds committed for the remaining contract period.
Hope Through Action	NPC	To support the @HomeLearning programme	Yes	750 000	-	Funds committed for the remaining contract period.
Western Cape Provincial Sport Confederation	Confederation	EPWP contract Staff Stipends for 2023/24	Yes	1 131 444	134 906	Remaining funds committed to be used for Stipends/Honoraria for April-June 2024.
Western Cape Provincial Sport Confederation	Confederation	Stipends/Honoraria from September - December 2023 (EPWP – Dir Sport Dev)	Yes	326 483	326 483	-
Western Cape Provincial Sport Confederation	Confederation	Stipends/Honoraria from March – June 2024 (EPWP – Dir Sport Dev)	Yes	644 999	161 250	Remaining funds committed to be used for Stipends /Honoraria for April – June 2024
Western Cape Provincial Sport Confederation	Confederation	Stipends/Honoraria from July – September 2023 (EPWP- Social Sector Grant)	Yes	1 276 473	1 276 473	-
Western Cape Provincial Sport Confederation	Confederation	Stipends/Honoraria from September - December 2023 (EPWP- Social Sector Grant)	Yes	1 690 013	1 690 013	-
Western Cape Provincial Sport Confederation	Confederation	Stipends/Honoraria from March – June 2024 (EPWP- Social Sector Grant)	Yes	1 033 515	258 379	Remaining funds committed to be used for Stipends /Honoraria for April – June 2024
South African Sailing	Federation	Consolidate the Shandong exchange programme	Yes	252 708	252 708	-

Name of transferee	Type of organisation	Purpose for which the funds were used	Did the dept. comply with S 38 (1) (j) of the PFMA	Amount transferred (R)	Amount spent by the entity (R)	Reasons for the funds unspent by the entity
South African Sailing	Federation	Contributed for the coordination of the Shandong programme 1st leg in April 2024 and 2nd leg in August 2024	Yes	212 043	96 964	Servicing the Shandong exchange program. The remaining funds is committed to the SA delegation travelling to Qingdao in September 2024.
Western Cape Provincial Sport Confederation	Confederation	Supporting Sport Focus Schools, Athletes, Coaches and Staff.	Yes	4 916 440	3 061 583	Funding is committed to training camps and Talent ID for the sporting codes taken up into the academy. Delayed submission of project plans from new code structures delayed the testing of athletes. Before athletes are taken into the academy, there are code specific testing which determines the level of athletes accepted into the academy. Funds is committed and will be spent by August 2024.
Western Cape Provincial Sport Confederation	Confederation	Supporting the athletes, coaches and Staff.	Yes	62 010	-	The remaining funds will be utilised towards athlete support and the resourcing of the academies. Funds are committed and will be spent by the end August 2024.
Western Cape Provincial Sport Confederation	Confederation	Implementation of projects, administration, travel & subsistence for Cape Winelands, SC, Overberg, Central Karoo, Cape Town, Eden, Farm Workers Sport Committee, WC Federation and DISWEC respectively.	Yes	1 227 922	1 131 979	The funds were transferred for projects implemented and facilitated by the district sport councils as per the grant outcomes. All 7 projects were completed and the remaining funds is committed towards operational and administration cost. Funds will be spent by July 2024.
Athletics SWD	Federation	Administration, Transformation, Development and Capacity Building	Yes	40 000	40 000	-
Eden Aquatics	Federation	Administration, Transformation, Development and Capacity Building	Yes	60 000	60 000	-
Eden Baseball	Federation	Administration, Transformation, Development and Capacity Building	Yes	50 000	20 109	The remaining funds is committed and will be spent by end of July 2024.
Eden Biathlon	Federation	Administration, Transformation, Development and Capacity Building	Yes	60 000	60 000	-
Eden Bowls	Federation	Administration, Transformation, Development and Capacity Building	Yes	50 000	50 000	-
Eden Chess Union	Federation	Administration, Transformation, Development and Capacity Building	Yes	40 000	40 000	-
Eden Cycling	Federation	Administration, Transformation, Development and Capacity Building	Yes	50 000	50 000	-
Eden Equestrian	Federation	Administration, Transformation, Development and Capacity Building	Yes	30 000	30 000	-
Eden Fencing	Federation	Administration, Transformation, Development and Capacity Building	Yes	40 000	39 981	Remaining funds are committed.
Eden Hockey	Federation	Administration, Transformation, Development and Capacity Building	Yes	50 000	50 000	-
Eden Hunting Rifle Shooting	Federation	Administration, Transformation, Development and Capacity Building	Yes	50 000	50 000	-
Eden Judo	Federation	Administration, Transformation, Development and Capacity Building	Yes	50 000	50 000	-
Eden Judo	Federation	Administration, Transformation, Development and Capacity Building	Yes	10 000	10 000	-

Name of transferee	Type of organisation	Purpose for which the funds were used	Did the dept. comply with S 38 (1) (j) of the PFMA	Amount transferred (R)	Amount spent by the entity (R)	Reasons for the funds unspent by the entity
Eden Karate	Federation	Administration, Transformation, Development and Capacity Building	Yes	50 000	50 000	-
Eden Kickboxing	Federation	Administration, Transformation, Development and Capacity Building	Yes	50 000	50 000	-
Eden Klawerjas	Federation	Administration, Transformation, Development and Capacity Building	Yes	30 000	28 950	Remaining funds are committed.
Eden Lifesaving	Federation	Administration, Transformation, Development and Capacity Building	Yes	50 000	50 000	-
Eden Modern Pentathlon	Federation	Administration, Transformation, Development and Capacity Building	Yes	50 000	50 000	-
Eden netball	Federation	Administration, Transformation, Development and Capacity Building	Yes	70 000	70 000	-
Eden Racing Pigeons (Posduif)	Federation	Administration, Transformation, Development and Capacity Building	Yes	40 000	40 000	-
Eden SA Sailing	Federation	Administration, Transformation, Development and Capacity Building	Yes	50 000	45 000	Remaining funds are committed for administrative purposes.
SAFA Eden	Federation	Administration, Transformation, Development and Capacity Building	Yes	20 000	10 000	Remaining funds are committed for development in June 2024.
Eden Shooting	Federation	Administration, Transformation, Development and Capacity Building	Yes	30 000	30 000	-
Eden Shore Angling	Federation	Administration, Transformation, Development and Capacity Building	Yes	50 000	50 000	-
Eden Softball	Federation	Administration, Transformation, Development and Capacity Building	Yes	40 000	40 000	-
Eden Squash	Federation	Administration, Transformation, Development and Capacity Building	Yes	40 000	40 000	-
Eden Surfriders	Federation	Administration, Transformation, Development and Capacity Building	Yes	50 000	50 000	-
Eden Table Tennis	Federation	Administration, Transformation, Development and Capacity Building	Yes	50 000	50 000	-
Eden Tennis	Federation	Administration, Transformation, Development and Capacity Building	Yes	50 000	50 000	-
Eden Triathlon	Federation	Administration, Transformation, Development and Capacity Building	Yes	50 000	50 000	-
Eden Tug of War	Federation	Administration, Transformation, Development and Capacity Building	Yes	60 000	60 000	-
Southern Cape Golf (Men & Women)	Federation	Administration, Transformation, Development and Capacity Building	Yes	70 000	70 000	-
Eden Light Tackle Boat	Federation	Administration, Transformation, Development and Capacity Building	Yes	40 000	40 000	-
SWD Cricket Board	Federation	Administration, Transformation, Development and Capacity Building	Yes	50 000	50 000	-
SWD Majorettes Ass	Federation	Administration, Transformation, Development and Capacity Building	Yes	50 000	50 000	-

Name of transferee	Type of organisation	Purpose for which the funds were used	Did the dept. comply with S 38 (1) (j) of the PFMA	Amount transferred (R)	Amount spent by the entity (R)	Reasons for the funds unspent by the entity
Eden Sport for Disabled	Federation	Administration, Transformation, Development and Capacity Building	Yes	20 000	-	Organisation experienced administrative challenges. Funds are committed and will be spent on capacity building at the end of June.
Cape Town Metro Boxing	Federation	Administration, Transformation, Development and Capacity Building	Yes	50 000	50 000	-
Cape Town Baseball	Federation	Administration, Transformation, Development and Capacity Building	Yes	30 000	27 930	Remaining funds are committed.
Cape Town Metro Aquatics	Federation	Administration, Transformation, Development and Capacity Building	Yes	30 000	30 000	-
Cape Town Bridge	Federation	Administration, Transformation, Development and Capacity Building	Yes	40 000	40 000	-
Cape Town Darts	Federation	Administration, Transformation, Development and Capacity Building	Yes	50 000	50 000	-
Cape Town Judo	Federation	Administration, Transformation, Development and Capacity Building	Yes	50 000	50 000	-
Cape Town Kickboxing	Federation	Administration, Transformation, Development and Capacity Building	Yes	50 000	47 632	Remaining funds are committed
Cape Town Netball	Federation	Administration, Transformation, Development and Capacity Building	Yes	90 000	90 000	-
Cape Town Ringball	Federation	Administration, Transformation, Development and Capacity Building	Yes	40 000	40 000	-
Cape Town Softball	Federation	Administration, Transformation, Development and Capacity Building	Yes	50 000	50 000	-
Cape Town Table Tennis	Federation	Administration, Transformation, Development and Capacity Building	Yes	50 000	50 000	-
Cape Town Unicity Regional Equestrian	Federation	Administration, Transformation, Development and Capacity Building	Yes	50 000	50 000	-
WP Chess	Federation	Administration, Transformation, Development and Capacity Building	Yes	50 000	50 000	-
SA Shooting Sport Confederation- Cape Town District	Federation	Administration, Transformation, Development and Capacity Building	Yes	50 000	50 000	-
SAFA Cape Town	Federation	Administration, Transformation, Development and Capacity Building	Yes	50 000	50 000	-
Cape Town Climbing	Federation	Administration, Transformation, Development and Capacity Building	Yes	40 000	40 000	-
WC Transplant Sport	Federation	Administration, Transformation, Development and Capacity Building	Yes	50 000	50 000	-
WP Badminton	Federation	Administration, Transformation, Development and Capacity Building	Yes	50 000	50 000	-
WP Natural Bodybuilding	Federation	Administration, Transformation, Development and Capacity Building	Yes	50 000	50 000	-
WP Bowls	Federation	Administration, Transformation, Development and Capacity Building	Yes	50 000	50 000	-

Name of transferee	Type of organisation	Purpose for which the funds were used	Did the dept. comply with S 38 (1) (j) of the PFMA	Amount transferred (R)	Amount spent by the entity (R)	Reasons for the funds unspent by the entity
WP Cricket	Federation	Administration, Transformation, Development and Capacity Building	Yes	50 000	50 000	-
WP Cycling	Federation	Administration, Transformation, Development and Capacity Building	Yes	60 000	60 000	-
WP Drum Majorette & Cheerleading	Federation	Administration, Transformation, Development and Capacity Building	Yes	50 000	25 280	Expenditure impacted by seasonality of sport; remaining funds are committed
WP Fancy Pigeon	Federation	Administration, Transformation, Development and Capacity Building	Yes	60 000	60 000	-
WP Figure Skating	Federation	Administration, Transformation, Development and Capacity Building	Yes	50 000	50 000	-
WP Fly Fishing	Federation	Administration, Transformation, Development and Capacity Building	Yes	50 000	50 000	-
WP Golf Union (Men & Women)	Federation	Administration, Transformation, Development and Capacity Building	Yes	90 000	90 000	-
WP Handball	Federation	Administration, Transformation, Development and Capacity Building	Yes	50 000	50 000	-
WP Hockey	Federation	Administration, Transformation, Development and Capacity Building	Yes	30 000	30 000	-
WP Ice Hockey	Federation	Administration, Transformation, Development and Capacity Building	Yes	50 000	50 000	-
WP Klawerjas	Federation	Administration, Transformation, Development and Capacity Building	Yes	50 000	35 000	The funds are committed for development and will be spent at the end of July 2024.
WP Lifesaving	Federation	Administration, Transformation, Development and Capacity Building	Yes	50 000	50 000	-
WP Model Aerobic Association	Federation	Administration, Transformation, Development and Capacity Building	Yes	40 000	22 000	The funds are committed towards the purchasing of specialised equipment.
WP Aerobics & Fitness	Federation	Administration, Transformation, Development and Capacity Building	Yes	30 000	30 000	-
WP Sport Ass for the Disabled & Visual Impaired	Federation	Administration, Transformation, Development and Capacity Building	Yes	50 000	14 520	The funds are committed for development and capacity building of athletes in the sector.
WP Squash	Federation	Administration, Transformation, Development and Capacity Building	Yes	40 000	40 000	-
WP Surfing	Federation	Administration, Transformation, Development and Capacity Building	Yes	50 000	50 000	-
WP Tennis	Federation	Administration, Transformation, Development and Capacity Building	Yes	50 000	50 000	-
WP Tug of War	Federation	Administration, Transformation, Development and Capacity Building	Yes	50 000	50 000	-
WP Volleyball	Federation	Administration, Transformation, Development and Capacity Building	Yes	50 000	50 000	-
WP Weightlifting	Federation	Administration, Transformation, Development and Capacity Building	Yes	50 000	50 000	-
WP Wrestling	Federation	Administration, Transformation, Development and Capacity Building	Yes	50 000	49 278	Remaining funds are committed.

Name of transferee	Type of organisation	Purpose for which the funds were used	Did the dept. comply with S 38 (1) (j) of the PFMA	Amount transferred (R)	Amount spent by the entity (R)	Reasons for the funds unspent by the entity
West Coast Bowls	Federation	Administration, Transformation, Development and Capacity Building	Yes	40 000	40 000	-
West Coast Chess	Federation	Administration, Transformation, Development and Capacity Building	Yes	40 000	40 000	-
West Coast Cycling	Federation	Administration, Transformation, Development and Capacity Building	Yes	40 000	40 000	-
West Coast Equestrian	Federation	Administration, Transformation, Development and Capacity Building	Yes	40 000	25 000	The remaining funds are committed towards athlete support.
West Coast Klawerjas	Federation	Administration, Transformation, Development and Capacity Building	Yes	20 000	20 000	-
West Coast Netball Union	Federation	Administration, Transformation, Development and Capacity Building	Yes	70 000	70 000	-
West Coast Shore Angling	Federation	Administration, Transformation, Development and Capacity Building	Yes	40 000	40 000	-
West Coast Judo	Federation	Administration, Transformation, Development and Capacity Building	Yes	20 000	20 000	-
West Coast Jukskai	Federation	Administration, Transformation, Development and Capacity Building	Yes	20 000	-	Funding is committed for the purchasing of equipment.
West Coast Kickboxing	Federation	Administration, Transformation, Development and Capacity Building	Yes	20 000	16 670	Remaining funds are committed.
West Coast Table Tennis	Federation	Administration, Transformation, Development and Capacity Building	Yes	20 000	18 269	Remaining funds are committed
Boland Golf Union	Federation	Administration, Transformation, Development and Capacity Building	Yes	50 000	50 000	-
Cape Winelands Badminton	Federation	Administration, Transformation, Development and Capacity Building	Yes	40 000	40 000	-
Cape Winelands Baseball	Federation	Administration, Transformation, Development and Capacity Building	Yes	40 000	40 000	-
Cape Winelands Bowls	Federation	Administration, Transformation, Development and Capacity Building	Yes	40 000	40 000	-
Cape Winelands Chess	Federation	Administration, Transformation, Development and Capacity Building	Yes	40 000	40 000	-
Cape Winelands Cricket / Cricket Boland	Federation	Administration, Transformation, Development and Capacity Building	Yes	30 000	30 000	-
Cape Winelands Cycling	Federation	Administration, Transformation, Development and Capacity Building	Yes	30 000	30 000	-
Cape Winelands Equestrian	Federation	Administration, Transformation, Development and Capacity Building	Yes	30 000	30 000	-
Cape Winelands Gymnastics	Federation	Administration, Transformation, Development and Capacity Building	Yes	40 000	40 000	-
Cape Winelands Judo	Federation	Administration, Development and Capacity Building	Yes	40 000	40 000	-
Cape Winelands Jukskai	Federation	Administration, Development and Capacity Building	Yes	30 000	30 000	-

Name of transferee	Type of organisation	Purpose for which the funds were used	Did the dept. comply with S 38 (1) (j) of the PFMA	Amount transferred (R)	Amount spent by the entity (R)	Reasons for the funds unspent by the entity
Cape Winelands Karate	Federation	Administration, Development and Capacity Building	Yes	30 000	-	The funding is committed and will be spent on development by May 2024.
Cape Winelands Kickboxing	Federation	Administration, Development and Capacity Building	Yes	30 000	30 000	-
Cape Winelands Modern Pentathlon	Federation	Administration, Development and Capacity Building	Yes	30 000	30 000	-
Cape Winelands Netball	Federation	Administration, Development and Capacity Building	Yes	60 000	60 000	-
Cape Winelands Ringball	Federation	Administration, Development and Capacity Building	Yes	40 000	40 000	-
Cape Winelands SAFA	Federation	Administration, Development and Capacity Building	Yes	40 000	40 000	-
Cape Winelands Sport Ass Physical Disabled	Federation	Administration, Development and Capacity Building	Yes	40 000	40 000	-
Cape Winelands Surfriders	Federation	Administration, Development and Capacity Building	Yes	40 000	40 000	-
Cape Winelands Table Tennis	Federation	Administration, Development and Capacity Building	Yes	30 000	23 605	Remaining funds are committed
Cape Winelands Volleyball	Federation	Administration, Development and Capacity Building	Yes	50 000	50 000	-
Cape Winelands Wrestling	Federation	Administration, Development and Capacity Building	Yes	30 000	29 000	Remaining funds are committed
Dance Sport SA: Cape Winelands	Federation	Administration, Development and Capacity Building	Yes	40 000	40 000	-
Boland Rugby	Federation	Administration, Development and Capacity Building	Yes	30 000	29 325	Remaining funds are committed
Overberg Basketball	Federation	Administration, Development and Capacity Building	Yes	40 000	40 000	-
Overberg Bows	Federation	Administration, Development and Capacity Building	Yes	40 000	40 000	-
Overberg Chess	Federation	Administration, Transformation, Development and Capacity Building	Yes	50 000	50 000	-
Overberg Cycling	Federation	Administration, Transformation, Development and Capacity Building	Yes	40 000	40 000	-
Overberg Jukskei	Federation	Administration, Transformation, Development and Capacity Building	Yes	30 000	30 000	-
Overberg Karate	Federation	Administration, Transformation, Development and Capacity Building	Yes	50 000	50 000	-
Overberg Kickboxing	Federation	Administration, Transformation, Development and Capacity Building	Yes	50 000	50 000	-
Overberg Netball	Federation	Administration, Transformation, Development and Capacity Building	Yes	60 000	53 960	Remaining funds are committed
Overberg Sailing	Federation	Administration, Transformation, Development and Capacity Building	Yes	40 000	18 307	Remaining funds are committed for development and will be spent by June 2024

Name of transferee	Type of organisation	Purpose for which the funds were used	Did the dept. comply with S 38 (1) (j) of the PFMA	Amount transferred (R)	Amount spent by the entity (R)	Reasons for the funds unspent by the entity
Overberg Softball	Federation	Administration, Transformation, Development and Capacity Building	Yes	20 000	-	Remaining funds are committed and will be spent by August 2024.
Central Karoo Athletics	Federation	Administration, Transformation, Development and Capacity Building	Yes	40 000	-	The funds are committed for operational and development cost and will be spent by June 2024.
Central Karoo Baseball	Federations	Administration, Transformation, Development and Capacity Building	Yes	30 000	29 824	Remaining funds are committed.
Central Karoo Bodybuilding	Federation	Administration, Transformation, Development and Capacity Building	Yes	40 000	-	The funds are committed for the development and capacity building of athletes and will be spent by June 2024
Central Karoo Dance Sport	Federation	Administration, Transformation, Development and Capacity Building	Yes	40 000	40 000	-
Central Karoo Netball	Federation	Administration, Transformation, Development and Capacity Building	Yes	60 000	60 000	-
Central Karoo Rugby	Federation	Administration, Transformation, Development and Capacity Building	Yes	30 000	27 077	Remaining funds are committed
Central Karoo Softball	Federation	Administration, Transformation, Development and Capacity Building	Yes	40 000	37 910	Remaining funds are committed
Central Karoo Tennis	Federation	Administration, Transformation, Development and Capacity Building	Yes	40 000	40 000	-
Central Karoo Equestrian	Federation	Administration, Transformation, Development and Capacity Building	Yes	20 000	20 000	-
Western Cape Provincial Sport Confederation	Confederation	Sport Promotion Contract Staff Stipends: July 2023 – March 2024	Yes	975 589	975 589	-
Western Cape Provincial Sport Confederation	Confederation	Club development Stipends for short term contracts: 01 April - 30 June 2024	Yes	238 328	-	The funds are committed for Stipends/honoraria April – June 2024
SWD Rugby	Federation	Capacity Building and Development	Yes	20 000	-	The funds are committed for Womens development in rugby. Funds will be spent by June 2024
SAFA Eden	Federation	Capacity Building and Development	Yes	15 000	-	The funds are committed for capacity building and will be spent by June 2024.
Eden Judo	Federation	Capacity Building	Yes	10 000	-	The funds are committed for education and training and will be spent by June 2024.
Cape Winelands Baseball	Federation	Development	Yes	10 000	-	The funds are committed and will be used towards the athletes.
Cape Winelands Bowls	Federation	Development	Yes	14 843	14 843	-
Boland Athletics	Federation	Development	Yes	50 000	-	The funds are committed for athlete development and will be spent by August 2024.
WP Ice Hockey	Federation	Ice Hockey World Cup	Yes	100 000	100 000	-
West Coast Chess	Federation	Development	Yes	15 000	15 000	-
West Coast Bowls	Federation	Administration	Yes	10 000	10 000	-
Western Cape Bridge	Federation	Contribution towards athletes who participated at the World Bridge Championships in Morocco	Yes	40 000	40 000	-

Name of transferee	Type of organisation	Purpose for which the funds were used	Did the dept. comply with S 38 (1) (j) of the PFMA	Amount transferred (R)	Amount spent by the entity (R)	Reasons for the funds unspent by the entity
		from 20 Aug- 02 September 2023				
SA Sailing	Federation	Contribution towards athletes who participated at the World Sailing Championships in Brazil from 08-15 December 2023	Yes	30 000	30 000	-
Western Cape Cycling	Federation	Contribution towards athletes who participated at the Para UCI Cycling Championships in Scotland from 03-13 August 2023	Yes	10 000	10 000	-
SASSCO Cape Town District	Federation	Contribution towards Athletes who participated at the MLAIC World Championships, taking place in Varpalota - Veszperem Hungary from 27 August - 3 September 2023	Yes	50 000	50 000	-
Western Cape Lifesaving	Federation	Contribution towards an Athlete who has been selected to participate at the International Surf Recue Challenge 2023 at San Padre, Texas in USA from 20-23 September 2023	Yes	110 000	110 000	-
Western Cape Transplant Sport Association	Federation	Contribution towards Athletes who participated at the World Transplant Games that took place in Perth, Australia from 15-21 April 2023.	Yes	140 000	140 000	-
WP Wrestling	Federation	Contribution towards an Athlete who participated at the Junior Africa Championship that took place in Hammamet, Tunisia from 15-21 May 2023.	Yes	10 000	10 000	-
SA Rugby Union	Federation	Contribution towards tag association athletes - affiliates of WP Rugby and SA Rugby	Yes	70 000	70 000	-
SWD Drum Majorettes	Federation	Contribution towards the athletes who has been selected to participate at the Majorettes World Federation Championships in Croatia from 28 September - 1 October 2023	Yes	60 000	60 000	-
Western Province Sport Aerobics	Federation	Contribution towards an athlete who participate at the Hip Hop Unite World Championships in Portugal from 26-28 October 2023	Yes	10 000	10 000	-
Eden Hunting Rifle Shooting	Federation	Contribution towards athletes who participated at the International Test Match in Windhoek, Namibia from 5-8 October 2023	Yes	30 000	30 000	-
Overberg Kickboxing	Federation	Contribution towards an athlete who participated at the World Combat Games that took place in Riyadh, Saudi Arabia from 22 -28 October 2023	Yes	10 000	10 000	-
WP Majorettes	Federation	Contribution towards athletes who participated at the World Championships held in Croatia from 28 September - 4 October 2023	Yes	60 000	60 000	-
Eden Shore Angling	Federation	Contribution towards ladies' team who participated at the Region 5 Gala Shore Angling International held from 4-7 December 2023	Yes	30 000	30 000	-
Boland Fly Fishing	Federation	Contribution towards athletes who participated at the Youth World Fly Fishing Championships held in Mostar, Bosnia, Herzegovina from 16-23 July 2023	Yes	40 000	40 000	-

Name of transferee	Type of organisation	Purpose for which the funds were used	Did the dept. comply with S 38 (1) (j) of the PFMA	Amount transferred (R)	Amount spent by the entity (R)	Reasons for the funds unspent by the entity
Western Province Athletics	Federation	Two Oceans Marathon: 15-16 April 2023	Yes	100 000	100 000	-
Western Province Athletics	Federation	Sanlam Cape Town Marathon: 15 October 2023	Yes	100 000	100 000	-
Western Province Badminton	Federation	SA under 15 Open and Inter-provincial: 2-7 April 2023	Yes	10 000	10 000	-
Western Province Bowls	Federation	Western Cape Junior Tournament: 1 September 2023	Yes	10 000	10 000	-
Cape Town Bridge Union	Federation	All African Congress: 1 April 2023	Yes	10 000	10 000	-
Cape Town Bridge Union	Federation	Cape Festival Bridge: 1 December 2023	Yes	10 000	10 000	-
Cape Town Cycle Trust	TRUST	Cape Town Cycle Race: 1 March 2024	Yes	100 000	100 000	-
Western Province Chess	Federation	WC Closed Chess Championship: 1 September 2023	Yes	10 000	10 000	-
Western Province Chess	Federation	SA Closed Chess Championship: 1 December 2023	Yes	20 000	20 000	-
Western Province Chess	Federation	Cape Town Masters Chess Challenge	Yes	20 000	20 000	-
Western Province Cricket	Federation	SA 20: 10 January 2023	Yes	50 000	50 000	-
Western Province Cricket	Federation	SA vs India Bi-Lateral Tour: 1 January 2024	Yes	50 000	50 000	-
Western Province Cycling	Federation	SA Track Cycling Champs: 1 September 2023	Yes	20 000	20 000	-
Western Province Cycling	Federation	Western Cape Track and Para Track Champs: 1 October 2023	Yes	15 000	15 000	-
Western Province Cycling	Federation	SA XCO Cup: 1 February 2024	Yes	20 000	20 000	-
E-Movement	(PTY) LTD	Contribution towards ABB FIA Formula E World Championship in Cape Town	Yes	8 000 000	-	Cape Town was not included in the world circuit for February 2024
Cape Town Equestrian	Federation	Western Cape Show Jumping Championships: 1 September 2023	Yes	15 000	15 000	-
Cape Town Equestrian	Federation	Western Cape Lower Novice Dressage Champs: 1 October 2023	Yes	15 000	15 000	-
Cape Town Equestrian	Federation	Youth Series: 1 November 2023	Yes	10 000	10 000	-
Western Province Fancy Pigeons	Federation	National Champs: June/July 2023	Yes	25 000	25 000	-
Western Province SA Figure Skating	Federation	Cape Inter Provincial Champs: 1 October 2023	Yes	20 000	20 000	-
Western Province Fly Fishing	Federation	SAFFA Senior B Nationals: 1 November 2023	Yes	20 000	20 000	-
Western Province Golf	Federation	Western Province Women's Amateur Champs: 1 April 2023	Yes	20 000	20 000	-

Name of transferee	Type of organisation	Purpose for which the funds were used	Did the dept. comply with S 38 (1) (j) of the PFMA	Amount transferred (R)	Amount spent by the entity (R)	Reasons for the funds unspent by the entity
Western Province Golf	Federation	Women's Mid and Senior: 1 August 2023	Yes	20 000	20 000	-
Western Province Handball	Federation	Club Champs: 23-25 June 2023	Yes	30 000	30 000	-
Western Province Ice Hockey	Federation	IIHF Senior Men's World Championships 2023	Yes	40 000	40 000	-
Western Province Lifesaving	Federation	Provincial Nipper Champs and Junior & Senior: Feb/March 2024	Yes	15 000	15 000	-
Western Province Natural Body Building	Federation	Provincial Championships: 2 September 2023	Yes	15 000	15 000	-
SA Shooting Sport Confederation	Federation	Black Powder International Pacific Zone Half World Champs	Yes	20 000	20 000	-
SA Shooting Sport Confederation	Confederation	WP Pistol Federation Provincial Championships: 1 March 2024	Yes	20 000	20 000	-
SA Shooting Sport Confederation	Federation	Cape Town Hunting Rifle Shooting Ass Open Champs: 1 March 2024	Yes	15 000	15 000	-
South African Rugby Union	Federation	HSBC 7s: December 2023	Yes	100 000	100 000	-
Western Province Sport Aerobics and Fitness	Federation	Provincial Competition: 1 May 2023	Yes	20 000	20 000	-
Cape Town Sport Council	Sport Council	Metro Sport Awards: 1 August 2023	Yes	40 000	40 000	-
Western Province Squash	Federation	Open Squash Tournament: 1 April 2023	Yes	20 000	20 000	-
Western Province Squash	Federation	Regional Squash Tournament: 1 September 2023	Yes	20 000	20 000	-
Western Province Surfing	Federation	National Junior Surfing Contest: 1 September 2023	Yes	25 000	25 000	-
Cape Town Table Tennis	Federation	Western Province Open: 1 October 2023	Yes	25 000	25 000	-
Western Province Tennis	Federation	Junior Masters: 1 October 2023	Yes	20 000	20 000	-
Cape Town Metropole Tug of War	Federation	SAFT Prestige Elite Event: 12 August 2023	Yes	20 000	20 000	-
Cape Town Volleyball	Federation	National Unicity Sport Event: 1 June 2023	Yes	40 000	39 496	Remaining funds are committed
Cape Town Weightlifting	Federation	District Weightlifting Champs: 6 May 2023	Yes	20 000	20 000	-
Western Province Wrestling	Federation	Wrestling Tournament: 1 July 2023	Yes	25 000	-	Event postponed
Cape Peninsula University of Technology	University	Women's Conference	Yes	27 728	27 728	-
Stellenbosch University	University	International Pre-World Cup Netball Conference: 20-21 July 2023	Yes	20 000	20 000	-
West Coast Chess Union	Federation	Women's Chess Champs: 11-13 August 2023	Yes	10 000	10 000	-

Name of transferee	Type of organisation	Purpose for which the funds were used	Did the dept. comply with S 38 (1) (j) of the PFMA	Amount transferred (R)	Amount spent by the entity (R)	Reasons for the funds unspent by the entity
West Coast Netball	Federation	Easter Tournament: 8-10 April 2023	Yes	20 000	20 000	-
West Coast Sport Council	Federation	Sport Awards: 1 August 2023	Yes	40 000	40 000	-
Central Karoo Netball	Federation	5 a side Inter-District Tournament: 23 September 2023	Yes	10 000	10 000	-
Central Karoo Softball	Federation	Provincial Club Championships: 01 April 2023	Yes	10 000	10 000	-
Prince Albert Community Trust	TRUST	Journey to Jazz Festival :3-7 May 2023	Yes	40 000	40 000	-
Central Karoo Tennis	Federation	Mixed Tennis Event: 7 October 2023	Yes	10 000	10 000	-
Overberg Aerobics	Federation	National Aerobics Championships: 2 December 2023	Yes	10 000	10 000	-
Overberg Kickboxing	Federation	Overberg Kickboxing Major Champs: 11 November 2023	Yes	15 000	15 000	-
Overberg Sport Council	Sport Council	Sport Awards	Yes	40 000	40 000	-
Overberg Sport Council	Sport Council	Foot of Africa: 9 September 2023	Yes	25 000	25 000	-
Overberg Sport Council	Sport Council	Patat Festival: 30 September 2023	Yes	15 000	15 000	-
Overberg Sport Council	Sport Council	Whale Festival: 29 September 2023	Yes	25 000	25 000	-
ABSA Cape Epic	NPO	ABSA Epic: 1 March 2024	Yes	70 000	70 000	-
Overberg Sport Council	Sport Council	World Body Boarding Series	Yes	25 000	25 000	-
Cape Winelands Bowls	Federation	Western Cape Open Singles: 14-15 September 2023	Yes	10 000	10 000	-
Cape Winelands Chess	Federation	Western Cape Braille Chess Championship: 1 July 2023	Yes	10 000	10 000	-
Cape Winelands Chess	Federation	Western Cape Rural Cup: June 2023	Yes	10 000	10 000	-
Boland Cricket	Federation	SA T20: 10 January 2024	Yes	30 000	30 000	-
Cape Winelands Equestrian	Federation	Western Cape Endurance Championship :1 July 2023	Yes	10 000	10 000	-
Cape Winelands Equestrian	Federation	Cape Winelands District Event Challenge: 26-27 August 2023	Yes	10 000	10 000	-
Cape Winelands Equestrian	Federation	2023 SA Adult Dressage Championships: 12-17 September 2023	Yes	20 000	20 000	-
Boland Golf	Federation	The Boland Open: 1 April 2023	Yes	10 000	10 000	-
Boland Judo	Federation	Western Cape Open Competition: 2 September 2023	Yes	10 000	10 000	-

Name of transferee	Type of organisation	Purpose for which the funds were used	Did the dept. comply with S 38 (1) (j) of the PFMA	Amount transferred (R)	Amount spent by the entity (R)	Reasons for the funds unspent by the entity
Cape Winelands Modern Pentathlon	Federation	SA Pentathlon and Laser Run Champs: 4-5 August 2023	Yes	20 000	20 000	-
Cape Winelands Netball	Federation	Club Twizza Championships: 1 June 2023	Yes	20 000	20 000	-
Western Cape Provincial Sport Confederation	Confederation	Nelson Mandela Freedom Race: 27 February 2024	Yes	50 000	50 000	-
ABSA Cape Epic	NPO	Mountain Under 11 Trail: 1 October 2023	Yes	50 000	50 000	-
SWD Athletics	Federation	Street Mile Series: 16-18 December 2023	Yes	25 000	25 000	-
Eden Biathlon	Federation	Interprovincial Meeting: 3 February 2024	Yes	15 000	15 000	-
Eden Cycling	Federation	SA Youth Festival: 11-13 July 2023	Yes	20 000	20 000	-
Eden Cycling	Federation	Timbercity Road Race: 8 October 2023	Yes	20 000	20 000	-
Eden Equestrian	Federation	2023 ITPF World Championships: 1 August 2023	Yes	20 000	20 000	-
Southern Cape Golf Union	Federation	Southern Cape Senior Open :28-29 May 2023	Yes	20 000	20 000	-
Southern Cape Golf Union	Federation	Women's Mid-Am & Senior: 17-18 June 2023	Yes	15 000	15 000	-
Southern Cape Golf Union	Federation	Southern Cape Open: 11-13 August 2023	Yes	15 000	15 000	-
Eden Hunting Rifle Association	Federation	Eden Open: 1 September 2023	Yes	10 000	10 000	-
Eden Judo	Federation	Western Cape Open: 27-28 October 2023	Yes	20 000	20 000	-
Eden Kickboxing	Federation	International kickboxing Tournament: 30 June -1 July 2023	Yes	30 000	30 000	-
Eden Lifesaving	Federation	Plettenberg bay Champs: 1 January 2024	Yes	10 000	10 000	-
Southern Cape Light Tackle Boat Angling	Federation	All Coastal: 1 October 2023	Yes	20 000	20 000	-
SWD Majorettes	Federation	SWD Championships: 1 August 2023	Yes	15 000	15 000	-
Eden Modern Pentathlon	Federation	Eden Biathlon/ Triathlon Champs: 1 April 2023	Yes	10 000	10 000	-
Eden Shore Angling	Federation	Grand Masters Nationals: 5-7 February 2024	Yes	20 000	20 000	-
Eden Sport Council	Sport Council	Mosselbay Festival	Yes	40 000	40 000	-
Eden Sport Council	Sport Council	Knysna Festival: 1-10 July 2023	Yes	50 000	50 000	-
Eden Sport Council	Sport Council	Hessequa Festival	Yes	30 000	30 000	-

Name of transferee	Type of organisation	Purpose for which the funds were used	Did the dept. comply with S 38 (1) (j) of the PFMA	Amount transferred (R)	Amount spent by the entity (R)	Reasons for the funds unspent by the entity
Eden Sport Council	Sport Council	Eden Sport Awards :1 August 2023	Yes	40 000	40 000	-
Eden Sport Council	Sport Council	OCC Wheelchair Race 23 February 2024	Yes	40 000	40 000	-
Eden Surfriders	Federation	Inter District Surfing Event - 13 June 2023	Yes	15 000	15 000	-
Eden Surfriders	Federation	Junior Surf Event: 16-18 June 2023	Yes	10 000	10 000	-
Eden Tug of War	Federation	Southern Champs - 1 September 2023	Yes	20 000	20 000	-
SWD Rugby	Federation	Craven Week: 2-18 July 2023	Yes	15 000	15 000	-
Eden Chess	Federation	WCCA Club Champs	Yes	15 000	15 000	-
West Coast Cycling	Federation	Western Cape Road and TT Championships	Yes	10 000	10 000	-
Dance Sport SA Western Cape	Federation	Provincial Championships	Yes	15 000	15 000	-
West Coast Shore Angling	Federation	Ladies National	Yes	10 000	10 000	-
SWD Cricket	Federation	CSA Boy U/16 National Tournament	Yes	10 000	10 000	-
Western Province Golf	Federation	SA Junior International Golf Tournament	Yes	20 000	20 000	-
SA Sailing Western Cape	Federation	Regional Championship	Yes	15 000	15 000	-
Western Province Ice Hockey	Federation	Men's U18 World Championship	Yes	35 000	35 000	-
Eden Shore Angling	Federation	Junior Nationals	Yes	15 000	15 000	-
Cape Winelands Modern Pentathlon	Federation	Western Cape Laser Run	Yes	10 000	10 000	-
Cape Winelands SAPD	Federation	Winelands International Para-Athletics Competition	Yes	35 000	35 000	-
Overberg Chess	Federation	Inter -Regional Championship	Yes	20 000	20 000	-
SA Figure Skating WP	Federation	SA Nationals	Yes	15 000	15 000	-
Western Province Badminton	Federation	SA International and SA Junior International	Yes	15 000	15 000	-
SAFA Cape Town	Federation	Match between Bafana Bafana and Palestine	Yes	100 000	100 000	-
WP Cricket	Federation	Hosting South Africa Proteas vs India test match	Yes	150 000	150 000	-
SWD Athletics	Federation	Laingsburg and Beaufort West Marathon: 29 July 2023	Yes	60 000	60 000	-

Name of transferee	Type of organisation	Purpose for which the funds were used	Did the dept. comply with S 38 (1) (j) of the PFMA	Amount transferred (R)	Amount spent by the entity (R)	Reasons for the funds unspent by the entity
SAFA Cape Town	Federation	Bayhill Premier Tournament taking place from 29 March - 1 April 2024	Yes	35 000	35 000	-
WP Ice Hockey	Federation	Men's under 18 World Champs taking place from 4-7 March 2024	Yes	15 000	15 000	-
WP Surfing	Federation	Cape Town Open taking place from 15-18 March 2024	Yes	30 000	30 000	-
Western Cape Provincial Sport Confederation	Confederation	Nelson Mandela Freedom Race	Yes	50 000	50 000	-
Boland Cricket	Federation	SA League T20	Yes	50 000	50 000	-
WP Cricket	Federation	World Over 40's Championship	Yes	50 000	50 000	-
SAFA Cape Town	Federation	Bayhill Premier Cup	Yes	50 000	50 000	-
WP Tennis	Federation	ITF Masters (Senior) SA Nationals	Yes	20 000	20 000	-
WP Surfing	Federation	Cape Town Pro	Yes	20 000	20 000	-
Western Cape Kickboxing	Federation	Western Cape Provincial Championship	Yes	20 000	20 000	-
West Coast Judo	Federation	Western Cape Judo Open Tournament	Yes	20 000	-	Financial and Performance report not received by reporting date.
Eden Kickboxing	Federation	Battle of the Karoo	Yes	20 000	20 000	-
SWD Cricket	Federation	CSA Coastal Rural Cricket Tournament	Yes	20 000	20 000	-
SWD Cricket	Federation	CSA Hub Challenge	Yes	20 000	20 000	-
Boland Rugby	Federation	Saldanha Super 8 Rugby Easter Tournament	Yes	25 000	25 000	-
Cape Town Cycle Trust	TRUST	Cape Town Cycle Race	Yes	125 000	125 000	-
Western Cape Provincial Sport Confederation	Confederation	Sport Tourism Promotion	Yes	83 894	83 894	-
Chess WP	Federation	SA Closed Championship	Yes	20 000	20 000	-
Western Cape Netball	Federation	Admin, Capacity Building, Transport and Maintenance	Yes	152 064	-	Remaining funds from the Netball World Cup allocation were utilised for the continued development of the sport.
Cape Town Netball	Federation	Admin, Capacity Building, Transport and Maintenance	Yes	110 000	108 052	Remaining funds from the Netball World Cup allocation were utilised for the continued development of the sport.
Eden Netball	Federation	Admin, Capacity Building, Transport and Maintenance	Yes	137 000	-	Remaining funds from the Netball World Cup allocation were utilised for the continued development of the sport.
Cape Winelands Netball	Federation	Admin, Capacity Building, Transport and Maintenance	Yes	127 000	-	Remaining funds from the Netball World Cup allocation were utilised for the continued development of the sport.

Name of transferee	Type of organisation	Purpose for which the funds were used	Did the dept. comply with S 38 (1) (j) of the PFMA	Amount transferred (R)	Amount spent by the entity (R)	Reasons for the funds unspent by the entity
West Coast Netball	Federation	Admin, Capacity Building, Transport and Maintenance	Yes	137 000	-	Remaining funds from the Netball World Cup allocation were utilised for the continued development of the sport.
Overberg Netball	Federation	Admin, Capacity Building, Transport and Maintenance	Yes	137 000	-	Remaining funds from the Netball World Cup allocation were utilised for the continued development of the sport.
Central Karoo Netball	Federation	Admin, Capacity Building, Transport and Maintenance	Yes	147 000	-	Remaining funds from the Netball World Cup allocation were utilised for the continued development of the sport.
Western Cape Provincial Sport Confederation	Confederation	Stipends/Honoraria: September - December 2023 (Recreation Programmes)	Yes	816 197	816 197	-
Western Cape Provincial Sport Confederation	Confederation	Stipends/Honoraria: March - June 2024 (Recreation Programmes)	Yes	1 477 655	369 414	Remaining funds committed to be used for Stipends /Honoraria for April – June 2024
Western Cape Provincial Sport Confederation	Confederation	Stipends/Honoraria: September - December 2023 (Operational Support)	Yes	1 624 113	1 624 113	-
Western Cape Provincial Sport Confederation	Confederation	Stipends/Honoraria: March - June 2024 (Operational Support)	Yes	357 583	89 396	Remaining funds committed to be used for Stipends /Honoraria for April – June 2024
Western Cape Provincial Sport Confederation	Confederation	Assist with the implementation of Recreation and Sport Development-based initiatives and activities	Yes	2 050 559	110 000	Funds committed for the remaining contract term
Western Cape Provincial Sport Confederation	Confederation	Assist Western Cape Schools Athletics Committee for the hosting of the SA National High /LSEN Schools Athletics Championship	Yes	560 623	199 581	Remaining funds committed for the remainder of the Athletics season.
Western Cape Provincial Sport Confederation	Confederation	Stipend of April - July 2023 (MOD Centres - GBS)	Yes	724 000	724 000	-
Western Cape Provincial Sport Confederation	Confederation	Stipend of July - August 2023 (MOD Centres - GBS)	Yes	5 000 000	5 000 000	-
Western Cape Provincial Sport Confederation	Confederation	Assist WCSPC with administration, capacity to enable to effectively perform their function in the implementation of the Mod Programme.	Yes	779 204	779 204	-
Western Cape Provincial Sport Confederation	Confederation	Stipends/Honoraria: April - July 2023 (MOD Centres - GBS)	Yes	482 667	482 667	-
Western Cape Provincial Sport Confederation	Confederation	Stipends/Honoraria March – June 2024 (MOD Centres - GBS)	Yes	8 542 216	2 135 554	Remaining funds committed to be used for Stipends /Honoraria for April – June 2024
Western Cape Provincial Sport Confederation	Confederation	Stipends/Honoraria: April - June 2024 (MOD Centres - GBS)	Yes	1 311 395	768 394	Service level agreements for Apr – June 2024
Western Cape Provincial Sport Confederation	Confederation	Stipends/Honoraria from September - December 2023 (MOD Centres)	Yes	9 653 363	9 653 363	-
Western Cape Provincial Sport Confederation	Confederation	Stipends for January - March 2024 (MOD Centres)	Yes	965 333	965 333	-
Western Cape Provincial Sport Confederation	Confederation	Stipends for January - March 2024 (MOD Centres)	Yes	5 600 000	5 600 000	-
Western Cape Provincial Sport Confederation	Confederation	Stipends/Honoraria March – June 2024 (MOD Centres)	Yes	404 002	101 000	Remaining funds committed to be used for Stipends /Honoraria for April – June 2024
George Municipality	Municipality	Upgrade Blanco Sport Ground	Yes	750 000	750 000	-
Swartland Municipality	Municipality	Upgrade of Netball Courts and Soccer Facilities	Yes	966 374	966 374	-

Name of transferee	Type of organisation	Purpose for which the funds were used	Did the dept. comply with S 38 (1) (j) of the PFMA	Amount transferred (R)	Amount spent by the entity (R)	Reasons for the funds unspent by the entity
Witzenberg Municipality	Municipality	Upgrade of Multipurpose Courts Floodlights	Yes	422 782	-	Service provider has been appointed and the funds will be spent in 2024-25 financial year.
Oudtshoorn Municipality	Municipality	Upgrading of the Dysseidorp Practice Cricket Pitch	Yes	344 685	-	Bid awarded to the lowest bidder and will be concluded in 2024-25 financial year.
Witzenberg Municipalitywe	Municipality	Security Fencing for Prince Alfred Hamlet multi-purpose Tennis /Netball Courts	Yes	250 000	-	Materials has been ordered and funds will be spent in 2024-25 financial year.
Mosselbay Municipality	Municipality	Contribution towards the roof of the Thusong Centre	Yes	200 000	-	Delay in appointing professional team. Funds will be spent in 2024-25 financial year.
TOTAL FOR PROGRAMME 4				126 577 792	76 555 627	
TOTAL TRANSFERS FOR VOTE				476 292 180	338 228 197	EXCLUDING PUBLIC ENTITIES AMOUNT

All transfer payments which were budgeted for the period 1 April 2023 to 31 March 2024 were made.

6. Conditional Grants

6.1. Conditional Grants and Earmarked Funds paid

The Department did not pay any Conditional Grants or Earmarked funds for the year under review.

6.2. Conditional Grants and Earmarked Funds received

Conditional Grant: Community Library Services Grant

Department who transferred the Grant	National Department of Sport, Arts and Culture
Purpose of the Grant	To enhance the quality of library services in the Western Cape
Expected outputs of the Grant	As per table below
Actual outputs achieved	As per table below
Amount per amended DORA	R193 331 000
Amount received	R193 331 000
Reasons if amount as per DORA was not received	n/a

Amount spent by the Department	R193 331 000
Reasons for the funds unspent by the Entity	n/a
Reasons for deviations on performance	As per table below
Measures taken to improve performance	n/a
Monitoring mechanism by the receiving department	Regular visits and monthly and quarterly reports submitted to the national department.

Conditional Grant: Community Library Services Grant				
No.	Performance indicator	Planned target 2023/24	Actual achievement 2023/24	Comment on deviations
1.1	Number of library posts funded through conditional grant	628	628	-
1.2	Number of library material copies procured	5 000	11 900	Additional funding was received.
1.3	Number of new library projects provided with funding	2	2	-
1.4	Number of conditional grant monitoring visits to municipalities	21	21	-
1.5	Number of municipalities receiving conditional grant transfer payments	19	19	-
1.6	Number of library upgrades provided with funding	2	2	-
1.7	Number of Mini Libraries for the Blind established	2	2	-
1.8	Number of training programmes provided	1	1	-

Conditional Grant: Mass Participation and Sport Development Grant

Department who transferred the Grant	Sport and Recreation South Africa (Vote 20)
Purpose of the Grant	To facilitate sport and recreation participation and empowerment in partnership with relevant stakeholders.
Expected outputs of the Grant	As per table below
Actual outputs achieved	As per table below
Amount per amended DORA	R57 971 000
Amount received	R57 971 000
Reasons if amount as per DORA was not received	N/A
Amount spent by the Department	R57 971 000
Reasons for the funds unspent by the Entity	n/a
Reasons for deviations on performance	As per table below
Measures taken to improve performance	n/a
Monitoring mechanism by the receiving department	Regular visits and monthly and quarterly reports submitted to the national department (Department of Sport, Arts and Culture)

Conditional Grant: Club Development				
No.	Performance indicator	Planned target 2023/24	Actual achievement 2023/24	Comment on deviations
1.1	Number of people trained to deliver club development	300	304	More participants attended the training due to an increase in demand in the external environment of the sport federations.
1.2	Number of local leagues supported	25	32	Due to an increase in activities within the leagues.
1.3	Number of clubs provided with equipment and/or attire as per the established norms and standards	200	200	-
1.4	Number of sport academies supported	7	7	-
1.5	Number of people trained to deliver the sport academy programme	200	213	There was an open call for sport federations to participate in training.
1.6	Number of athletes supported by the sport academies	210	230	The academy system renders support and services to athletes based on their needs. There was greater demand from Federations for athlete testing and services.
1.7	Number of staff appointed on a permanent basis within 7% allocation (includes CDP, Recreation and School Sport)	12	11	One person resigned during the year. The recruitment process was at nomination stage by the end of the financial year.
1.8	Number of sport focus schools supported	9	9	-
1.9	Number of community sport coordinators remunerated.	4	3	Delays in the recruitment processes. By the end of the financial year the recruitment process was at nomination stage.

Conditional Grant: Siyadlala Community Mass Participation Programme				
No.	Performance indicator	Planned target 2023/24	Actual achievement 2023/24	Comment on deviations
1.1	Number of youths participating at the national youth camp	120	120	-
1.2	Number of sports and recreation projects implemented by sport councils	7	7	-
1.3	Number of people actively participating in organised sport and active recreation events	34 590	48 914	Active Recreation programmes are demand-driven thus throughout the year a concerted effort was made for activations in the recreation centres and the totals are inclusive of the Club

Conditional Grant: Siyadlala Community Mass Participation Programme				
No.	Performance indicator	Planned target 2023/24	Actual achievement 2023/24	Comment on deviations
				Development Programme leagues' participation.
1.4	Number of indigenous games clubs participating in indigenous games tournaments	108	108	-
1.5	Number of active recreation coordinators remunerated	6	6	-
1.6	Number of people trained in hubs to implement and coordinate active recreation programmes	682	687	Five volunteer coaches were added to the training that was provided for the Indigenous Games code structures resulting in an overachievement of the target.

Conditional Grant: School Sport Mass Participation Programme				
No.	Performance indicator	Planned target 2023/24	Actual achievement 2023/24	Comment on deviations
1.1	Number of learners supported to participate in national school championships	650	1 368	Additional age groups and categories were included. Provinces were required to support the SA National High/LSEN Schools Athletics Championship as well as the SA Schools Swimming Championship which took place in April 2023, and not in the previous financial year as expected.
1.2	Number of learners participating in school sport tournaments at a provincial level	1 680	4 350	Additional support was provided to Primary, High and LSEN school-going athletes to participate at provincial athletics championships. Additional athletics and aquatics championships took place in the year under review.
1.3	Number of learners participating in school sport tournaments at a district level	18 000	42 062	Policy change with the School Sport Memorandum of Understanding which was under review, with a focus on intra- and inter-school participation. Additional support was provided to promote inter-school activities in established clusters in districts.
1.4	Number of school sport coordinators remunerated	5	5	-
1.5	Number of school sport structures supported	16	16	-
1.6	Number of people trained to deliver school sport	380	392	Additional interest from coaches, educators, and

Conditional Grant: School Sport Mass Participation Programme				
No.	Performance indicator	Planned target 2023/24	Actual achievement 2023/24	Comment on deviations
				volunteers. Athletics structures identified additional coaches.
1.7	Number of schools provided with equipment and or attire	309	309	-

The Department also received EPWP funds via the Social Sector EPWP Incentive Grant (R4 357 000) and Environment and Culture Sector (R2 956 000), for employment within its Directorate: Sport Development's programmes and Museum Services, respectively. The Museum Services utilise the grant to digitise the museum collections of affiliated museums to comply with the GRAP 103 standard. In Sport and Recreation, the funds are used for stipends of coaches at MOD and Neighbouring School centres.

Earmarked Allocations

The following is a breakdown of earmarked allocations [budget, actual expenditure and (over)/under expenditure]] for the 2023/24 financial year:

Name of earmarked allocation	Adjusted Budget (R'000)	Actual expenditure (R'000)	(over)/under spending (R'000)
Municipal Replacement Funding	95 659	95 659	-
Broadband Library Connection and Library services top up for broadband	2 290	2 290	-
New: Additional Municipal Replacement Funding (B3 Municipalities)	8 500	8 500	-
New: Replacement funding for burnt Beaufort West Regional Library Service	1 500	1 500	-
New: Afternoon positive peer networks	15 000	15 000	-
MOD centres including maintenance, utilities and security	7 727	7 329	398
New: Cape Town e-Prix	6 000	6 000	-
Enterprise Content Management (ECM)	6 327	350	5 977

Municipal replacement funding (R95 659 000)

The purpose of this allocation was to support municipal investment in public library services and to sustain the future professional delivery and development of such services in the most vulnerable B3 municipalities of the Western Cape. Fifteen Municipalities received transfer payments for personnel, operational and/or capital expenditure on libraries. Monitoring

mechanisms include regular visits and monthly and quarterly reports submitted by the Municipalities to the Department.

Broadband library connection and library services top-up for broadband (R2 290 000)

The purpose of this allocation was to supply ICT facilities, buy computer hardware, and provide public libraries with free internet access.

New: Additional Municipal Replacement Funding (B3 Municipalities) (R8 500 000)

Top up funding to the Municipal Replacement fund to support municipal investment in public library services.

New: Replacement funding for burnt Beaufort West Regional Library Service (R1 500 000)

To support the replacement of burnt Beaufort West Regional Library Services furniture and book collection.

New: Afternoon positive peer networks (R15 000 000)

To strengthen service offering for youth at risk, through crowding in a continuum of protective factors across the life course, linked to positive peer networks.

MOD Centres including maintenance, utilities and security (R7 727 000)

School-based, multipurpose, shared-facilities are developed at various MOD Centres (or clusters of MOD Centres) and/or their neighbouring schools. Each of these shared facilities, in turn, need support with regard to its maintenance, utilities and security costs. The facilities are shared and utilised by the all the schools in the neighbourhood, as well as the surrounding neighbourhoods. It provides the participants with safe and conducive spaces, and it is a place where they can engage in their various recreation, sport, arts, and culture activities, from a mass participation level to a mastery level. These facilities also present itself as a place to call home, as this is where the participants meet, engage with each other, develop a sense of belonging, as well as an identity, as this is where their self-esteem is grown, and their value system is further developed.

New: Cape Town e-Prix (R6 000 000)

For the Formula E, officially the ABB FIA Formula E World Championship - Cape Town E-Prix.

Enterprise Content Management (ECM) (R6 327 000)

This allocation was for operational as well as project related funding. That included the Comprehensive roll-out of Department of Social Development and was successfully completed by 31 March 2024.

7. Donor Funds

No donor funds were received in the year under review.

8. Capital Investment

8.1. Capital investment, maintenance, and asset management plan

None.

Part C

GOVERNANCE



1. Introduction

Governance, Risk Management and Compliance are three pillars that work together for the purpose of assuring that the Department meets its objectives. Compliance with the Department's policies and procedures, laws and regulations, strong and efficient governance is considered key to the Department's success. This section provides an overview of the Governance embedded in this Department.

2. Risk Management

The Department established an Enterprise Risk Management and Ethics Committee (ERMECO) to assist the Accounting Officer (AO) in executing his responsibilities relating to risk management.

Enterprise Risk Management Policy and Strategy

The Department adopted an Enterprise Risk Management Policy on 12 April 2021 for the 2021/22 – 2024/25 financial years. This policy articulates the risk management philosophy and captures, on a high-level, the roles and responsibilities of the different role players. It provides the basis for the risk management process which is supplemented with the detail in the strategy.

The Enterprise Risk Management (ERM) strategy and implementation plan outlines how the Department will go about implementing the ERM Policy adopted by the Accounting Officer (AO). This ERM strategy is informed by the Provincial Enterprise Risk Management Policy and Strategy (PERMPS), specifically as it relates to appetite levels, as well as its own ERM Policy and risk profiles.

ERMECO Responsibility

ERMECO reports that it has complied with its responsibilities arising from Section 38 (1)(a)(i) of the Public Finance Management Act, Treasury Regulation 3.2.1 and Public Service Regulations of 2016, Chapter 2, Part 1, 2 and 3. The ERMECO also reports that it has adopted the appropriate formal Terms of Reference (approved by the ERMECO chairperson on 24 May 2022) and regulated its affairs in compliance with this Terms of Reference and has discharged all its responsibilities as contained therein.

ERMECO Members

The ERMECO comprises of the AO, top management, SMS and selected members of the Department's management team. As per its Terms of Reference the ERMECO met four times during the year under review. All meetings were attended by members or his/her representative.

The table below discloses relevant information on ERMECO members:

MEMBER	POSITION	ATTENDED
Mr G Redman	Accounting Officer (Chairperson)	3
Ms B Rutgers	Director: Financial Management (CFO)	4
Ms C van Wyk	Chief Director: Cultural Affairs	4
Dr L Bouah	Chief Director: Sport and Recreation	4
Mr S Julie	Director: Strategic and Operational Management Support	4
Mr M Janse van Rensburg	Director: Museums, Heritage and Geographical Names Services	3
Mr T Mchunu	Director: Arts, Culture and Language Services	1
Ms C Sani	Director: Library Service	4
Ms N Dingayo	Director: Provincial Archive Service	4
Mr T Tutu	Director: Sport Promotion	3
Ms D Manuel	Director: Sport Development	3
Mr D Esau	Deputy Director: Internal Control (Risk Champion)	3
Mr D Flandorp	Deputy Director: Corporate Relations Unit (Ethics Officer)	3

*There has always been representation of the unit when the members were unable to attend the meeting.

The following is an indication of other officials who attended the ERMECO meetings for the year under review:

NAME	POSITION	ATTENDED
Ms L Africa	ERMECO Secretariat	4
Ms J Boulle	Head Youth and After-School Programme	4
Mr N Payne	Acting Director: Enterprise Content Management	1
Ms G Abdullatief	Acting Director: Arts, Culture and Language Services	2
Ms C Scheermeyer	Acting Director: Museums, Heritage, and Geographic Names Services	1
Ms N Pietersen	Acting Director: Sport Promotion	1
Ms A Haq	Director: Enterprise Risk Management, DoTP	4
Ms C Cochrane	Chief Risk Advisor, DoTP	4
Mr K Abelse	Enterprise Risk Management, DoTP	4
Ms V Simpson-Murray	Director: Internal Audit, DoTP	3
Mr P De Villiers	Deputy Director: Internal Audit, DoTP	4
Ms M Natesan	Deputy Director: Provincial Forensic Services, DoTP	4
Ms A Snyder	Deputy Director: Provincial Forensic Services, DoTP	3

ERMECO key activities

The AO is the chairperson of the ERMECO and the Deputy Director: Internal Control is the Risk Champion of the Department. In executing its function, the ERMECO performed the following key activities during the year:

- Reviewed the department's ERM Strategy and Implementation Plan before recommendation by the Audit Committee and approval by the AO;
- Monitored and reviewed risks in set grouped categories of appetite ranges, reviewed and applied appropriate risk appetite and tolerances guided by the PERMPS adopted by Provincial Top Management;

- Reported to the AO any material changes to the risk profile of the department;
- Confirmed the Department's citizen centric strategic risks. This illustrates the department's efforts in addressing the contributing factors and impacts that relate directly to the citizen;
- Received and considered risk intelligence and trend reports;
- Identified emerging risks;
- Reviewed risks that are outside the tolerance levels for further action/attention;
- Monitored the implementation of the Fraud and Corruption Prevention Implementation Plan;
- Monitored the implementation of the departmental ERM Policy, Strategy and Implementation Plan;
- Evaluated the effectiveness and mitigating strategies to address the material, ethics and economic crime risks;
- Provided oversight on ethics management in the Department.

Strategic risks considered and addressed during the year:

The ability to safeguard (preserve), manage and access records in governmental bodies and Provincial Archives is compromised. The Department is placing significant efforts on creating awareness and understanding of this risk. With the current and foreseeable austerity measures, the expansion of the Provincial Archive building might at the earliest only realise in approximately 10 years' time.

The risk was rearticulated in the last quarter of the financial year with a focus on the protection of records in governmental bodies until such time that it can be received by the Provincial Archives. The risk remains crucial as it directly and negatively impacts on both the Department's mandate as well as its purpose, as records older than 20 years need to be transferred to the Provincial Archives for preservation and access to the public. Proactive measures include:

- A records management audit framework was approved that is testing the records management processes and procedures being implemented.
- Records management officials do inspections on records kept at governmental bodies, as well as external storage facilities and recommendations and non-compliance letters are issued to safeguard these records.
- A symposium on records management to be held in partnership with the University of the Western Cape and other stakeholders.

DCAS is leading the Records Management Forum.

The risk **Limited ability to achieve the department's outcomes** are broadly worded but centers around the externalities such as the bleak fiscal and economic outlook which resulted in severe austerity measures affecting the cost of employment and uncertainty around conditional grants (Libraries, Sport and Recreation). The risk also includes potential disasters (natural and other disasters) that could adversely affect service delivery.

Other factors negatively impacting the risk include: The ability of SITA to deliver effective IT related services to key DCAS IT infrastructure as per the service level agreement, any unplanned significant disruptions, poor revenue collection, Library VAT payment of transfer

payments; and DCAS Public Entities which are negatively impacted relating to DCAS support services resulting from the decrease in CoE.

Limited financial and human capacity to provide sufficient and appropriate support to the youth in respect of Youth development in the Western Cape Province. This risk is mainly caused by the current fiscal environment in terms of the economy's ability to absorb youth and limited budget allocations for youth development initiatives. This risk can result in increased youth disillusionment, alienation, and a lack of sense of belonging. This risk is also highlighted in the World Economic Forum Global Risk Report.

The Quarterly Labour Force Survey released by Statistics South Africa (between Q3 and Q4) indicated that there were more than four out of ten (42,2%) young people who were not in employment, education or training (NEET) between the age groups of 15 to 34 years old. The department will continue to mitigate this risk through its various youth interventions in place and to provide employment opportunities for people from recipient communities.

Destruction/damage of property. There is significant uncertainty within this area since it is uncertain when an unrest is triggered. It is also unknown if the upcoming elections could possibly increase the residual risk rating of the risk due to a possible increase in service delivery protest actions. Some of the key mitigations include:

- a) Physical security assessments performed by SAPS (bi-annually) and POCS;
- b) Proper fencing and gates at certain facilities were installed, some of these gates are also automated;
- c) Communication is also taking place with municipalities during protest applications and protest actions and staff at the facilities established a close working relationship with security response companies and neighbourhood watch structures.

Reputation of the Province in hosting any major event in Arts, Culture and Sport. The risk was rearticulated to include all major events including, Arts, Culture and Sport. Key mitigations were identified to mitigate significant major events, such as:

- a) Engagements with national and local (civil society) stakeholders;
- b) Senior representatives of the Provincial Department of Cultural Affairs and Sport, National Department Sport Arts and Culture, City of Cape Town, South African Sports Confederation and Olympic Committee; and Sport Federation serving on the Sporting Board to advocate and ensure good governance;
- c) Any matters of concern are resolved at the Local Organising Committee meeting.

The strategic risks are citizen centric meaning should the risks materialise, there would be a direct negative impact on service delivery to citizens. The Department is acutely aware of the economic realities and shrinking budget envelope versus societal exigencies. The current and future fiscal uncertainty is further testing the resilience of the department to continue business as normal. Potential risks are closely monitored and are discussed and managed.

Key emerging risk for the following financial year:

A possible key emerging risk for the Department is the **deterioration of social cohesion**. During the next financial year this will be further discussed during the departmental executive management team meeting.

Deterioration of social cohesion is also linked to the following provincial risks: Fiscal risk, Safety risk, Unplanned disruptions to governmental services risk and Unemployment risk.

Management of risks

Regular strategic and programme risk assessments are conducted to determine the effectiveness of the department's risk management strategy and to identify new and emerging risks because of changes in the internal and/or external environment. Each programme's risks were deliberated and debated during the year and presented at the quarterly ERMECO meetings. Senior managers were required to provide feedback on progress with implementation of action plans to reduce the likelihood of risks materialising and/or the impact should they materialise. ERMECO also referred risks back to the respective programmes that should be analysed more extensively and recommended additional mitigations or actions to manage risks. Management takes ownership of risks and often discusses risk matters at various platforms as part of its culture in an effort to constrain risks in a collaborative and innovative way. The department's ERM Policy and Strategy are circulated to all officials on an annual basis for all levels of staff to stay abreast of enhancements that have been effected and as a means of embedding risk management throughout the department. Bespoke and generic risk awareness sessions were also conducted to share benchmarking elements so that risk management can mature in the department. Activities detailed in the implementation plan are perpetually monitored and periodically reported on, in the same way that APP deliverables are monitored, to detect potential risks and deviations from indicators and the achievement of outcomes and non-adherence to legislative and policy mandates.

The Social Cluster Audit Committee provided independent oversight of the department's system of risk management. The Audit Committee was furnished with quarterly ERM progress reports and risk registers to execute their independent oversight role.

CONCLUSION

There has been significant progress with the management of risks during the 2023/24 financial year. Good progress was made in embedding risk management and raising the risk maturity level within the department which has contributed to favourable departmental performance.

The increased risk maturity within the department has led to improved risk response strategies for risks identified within the various programmes (in the Department).

The ERMECO's focus on Ethics within the Department is in line with the leadership and management culture that is included within the Department.

3. Fraud and Corruption

Fraud and corruption represent significant potential risks to the Department's assets and can negatively impact on service delivery efficiency and the Department's reputation.

The WCG adopted an Anti-Fraud and Corruption Strategy which confirms the Province's zero-tolerance stance towards fraud, theft and corruption. In line with this strategy the Department is committed to zero-tolerance with regard to corrupt, fraudulent or any other criminal

activities, whether internal or external, and vigorously pursues and prosecutes by all legal means available, any parties who engage in such practices or attempt to do so.

The Department has an approved Fraud and Corruption Prevention Plan and a concomitant Implementation Plan which gives effect to the Prevention Plan.

Various channels for reporting allegations of fraud, theft and corruption exist and these are described in detail in the Provincial Anti-Fraud and Corruption Strategy, the WCG Whistle-blowing Policy and the Departmental Fraud and Corruption Prevention Plan. Each allegation received by the Provincial Forensic Services (PFS) Unit is recorded in a Case Management System which is used as a management tool to report on progress made with cases relating to the Department and to generate statistics for the WCG and the Department.

Employees and workers who blow the whistle on suspicions of fraud, corruption and theft are protected if the disclosure is a protected disclosure (i.e. meets statutory requirements of the Protected Disclosures Act, No. 26 of 2000 e.g. if the disclosure was made in good faith). The WCG Whistle-blowing Policy provides guidelines to employees and workers on how to raise concerns with the appropriate line management, specific designated persons in the WCG or external institutions, where they have reasonable grounds for believing that offences or improprieties have been or are being perpetrated in the WCG. The opportunity to remain anonymous is afforded to any person who would like to report acts of fraud, theft and corruption and, should they do so in person, their identities are kept confidential by the person to whom they are reporting.

If, after investigation, fraud, theft or corruption is confirmed, the employee who participated in such acts is subjected to a disciplinary hearing. The WCG representative initiating the disciplinary proceedings is required to recommend dismissal of the employee concerned. Where prima facie evidence of criminal conduct is detected, a criminal matter is reported to the South African Police Services.

For the year under review, PFS issued a Case Movement Certificate for the Department noting the following:

Cases	Number of cases
Open cases as at 1 April 2023	0
New cases (2023/24)	3
Closed cases (2023/24)	0
Open cases as at 31 March 2024	3

4. Minimising Conflict of Interest

All members of the Senior Management Service (SMS) are required to submit an annual financial disclosure to ensure that they have no conflict of interest in respect of the business of the department. Employees appointed at MMS level 11 & 12, OSD level 11 & 12, Ethics Officers/Dept Admin/ PSC Officials and SCM/Finance below level 9 were also required to submit their financial disclosures. All staff members who serve on selection panels complete a declaration to eliminate any conflict of interest in respect of candidates who apply for advertised posts. If a possible conflict of interest should be identified, the panellist is required

to withdraw from the process. Members of Bid committees are required to sign a declaration of interest when bids are evaluated and adjudicated. All staff within the Sub-Directorate Corporate Services and Relations Management completed a declaration of secrecy due to them working with sensitive human resources information daily. In addition to the aforementioned, all DCAS staff were requested to complete a declaration of confidentiality form. The Declaration of Interest procedure was distributed to all newly appointed DCAS staff and staff were requested to indicate whether possible conflict of interest exists when performing their duties.

5. Code of Conduct

All newly appointed staff including the First Work Experience Premier's Advancement of Youth (PAY) interns receive the Code of Conduct as part of their Departmental induction pack when assuming duty. This Code as well as the WCG Social Media Code of Conduct was distributed to all staff and staff had to confirm that they received the document. The Department also continues to sensitise staff on the use of social media through guidelines that are in line with the WCG Code of Conduct. The guidelines are available to all staff and are presented to newly appointed PAY Interns as well as at component meetings to ensure that staff understands their responsibility when using social media. Staff are also made aware of their responsibility to apply for Other Remunerative Work (ORW) when applicable. The Western Cape Government Workplace Harassment Policy was distributed to all DCAS staff.

6. Health, Safety, and Environmental Issues

The Department has a Memorandum of Agreement with the Department of Police Oversight and Community Safety to discuss and determine the need for Health and Safety interventions.

In terms of the agreement the Security Manager had four quarterly meetings with Senior Managers of the Department and representatives of the Department of Police Oversight and Community Safety where matters of Health and Safety was discussed.

The Security Manager also had monthly meetings to give oversight over matters in this regard.

During the financial year the Department also established a closer working relationship with the State Security Agency where regular meetings was held with the liaison Officer of SSA.

The Department is also represented by the Security Manager at all quarterly Western Cape Government Safety and Security Managers Forum meetings.

7. Portfolio Committees

Meeting	Topic
Standing Committee	on Police Oversight, Community Safety and Cultural Affairs and Sport
31 October 2023	Discussion on the 2022/23 annual reports of the DCAS and its Entities
29 November 2023	Deliberation on Vote 13 of the WC Adjustments Appropriation 2023
13 March 2024	Deliberation on Vote 13 of the WC Appropriation 2024

8. SCOPA Resolutions

No resolutions were published for the Department.

The Department had the following engagements with the Provincial Accounts Committee:

Meeting	Topic
Provincial Accounts Committee	
31 October 2023	Deliberation on the 2022/23 Annual Report for the Department of Cultural Affairs and Sport and its Entities, Western Cape Language Committee, Western Cape Cultural Commission and Heritage Western Cape.

9. Prior Modifications to Audit Reports

None

10. Internal Control

It is the responsibility of the Accounting Officer to continually assess and evaluate internal controls to ensure that control activities in place are effective, efficient, and transparent and that they are improved when required. To achieve this, quarterly management improvement plan and key control meetings are held with the Auditor-General, Programme Managers of the Department, and the Minister. This is an ongoing process to ensure that DCAS maintain clean audit outcomes. The Department has devised an Internal Control Strategy and Plan that outlines a high-level plan on the implementation of internal control within its core functions.

11. Internal Audit and Audit Committees

Internal Audit provides management with independent, objective assurance and consulting services designed to add value and to continuously improve the operations of the Department. It should assist the Department to accomplish its objectives by bringing a systematic, disciplined approach to evaluate and improve the effectiveness of Governance, Risk Management and Control processes. The following key activities are performed in this regard:

- Assess and make appropriate recommendations for improving the governance processes in achieving the department's objectives;
- Evaluate the adequacy and effectiveness and contribute to the improvement of the risk management process;
- Assist the Accounting Officer in maintaining efficient and effective controls by evaluating those controls to determine their effectiveness and efficiency, and by developing recommendations for enhancement or improvement.

Internal Audit work completed during the year under review for the Department included four assurance engagements, one transversal engagement and six follow up audits. Details of these engagements are included in the Audit Committee report.

The Audit Committee is established as an oversight body, providing independent oversight over governance, risk management and control processes in the Department, which include oversight and review of the following:

- Internal Audit function;
- External Audit function (Auditor General of South Africa - AGSA);
- Departmental Accounting and reporting;
- Departmental Accounting Policies;
- AGSA management and audit report;
- Departmental In year Monitoring;
- Departmental Risk Management;
- Internal Control;
- Pre-determined objectives;
- Ethics, Fraud and Corruption

The table below discloses relevant information on the Audit Committee members:

Name	Qualifications	Internal or external	If internal, position in the Department	Date appointed	Date Resigned	No. of Meetings attended
Mr Pieter Strauss (Chairperson)	BCom Accounting; BCompt Honours; CA (SA)	External	N/a	1 January 2022 (2nd term)	N/a	7
Mr Ebrahim Abrahams	BCom Accounting Honours	External	N/a	1 January 2022 (2nd term)	N/a	7

Name	Qualifications	Internal or external	If internal, position in the Department	Date appointed	Date Resigned	No. of Meetings attended
Ms Annelise Cilliers	BCompt Honours; CA (SA)	External	N/a	1 January 2022 (2 nd term)	N/a	7
Ms Fayruz Mohamed	BCompt Honours; CA (SA)	External	N/a	1 January 2022 (1 st term)	N/a	7

On 1 November 2023, Cabinet approved the restructuring of the Western Cape Government Audit Committees to align to the WCG's priorities. This reduced the number of Audit Committees from 6 to 3 and resulted in the Wellbeing Cluster Audit Committee providing oversight to the Department from 1 April 2024.

12. Audit Committee Report

We are pleased to present our report for the financial year ended 31 March 2024.

Audit Committee Responsibility

The Audit Committee reports that it has complied with its responsibilities arising from Section 38 (1) (a) (ii) of the Public Finance Management Act and Treasury Regulation 3.1. The Audit Committee also reports that it has adopted appropriate formal terms of reference as its Audit Committee Charter, has regulated its affairs in compliance with this charter and has discharged all its responsibilities as contained therein.

The Effectiveness of Internal Control

The Department is required to develop and maintain systems of internal control that would improve the likelihood of achieving its objectives, to adapt to changes in the environment it operates in and to promote efficiency and effectiveness of operations, supports reliable reporting and compliance with laws and regulations. The WCG adopted a Combined Assurance Framework which identifies and integrates assurance providers. The first level of assurance is management assurance, requiring of line management to maintain effective internal controls and execute those procedures on a day-to-day basis by means of supervisory controls and taking remedial action where required. The second level of assurance is internal assurance provided by functions separate from direct line management, entrusted with assessing adherence to policies, procedures, norms, standards and frameworks. The third level of assurance is independent assurance providers that are guided by professional standards requiring the highest levels of independence.

A risk-based Combined Assurance Plan was developed for the Department, facilitated by Internal Audit, who is also an independent assurance provider. Internal Audit provides the Audit Committee and Management with reasonable assurance that the internal controls are adequate and effective. This is achieved by an approved risk-based internal audit plan, Internal Audit assessing the adequacy of controls mitigating the risks and the Audit Committee monitoring implementation of corrective actions.

The following internal audit engagements were approved by the Audit Committee and completed by Internal Audit during the year under review:

- Managing of Public Entities
- Mass participation; Opportunity and access; Development and growth programme (MOD Programme)
- Library Services
- Transfer Payments – Cultural Organisations
- Departmental Monitoring of IT Performance (Transversal audit)

The areas for improvement, as noted by Internal Audit during the performance of their work, were agreed to by Management. The Audit Committee monitors the implementation of the agreed actions on a quarterly basis.

In-Year Management and Monthly/Quarterly Report

The Audit Committee is satisfied with the content and quality of the quarterly in-year management and performance reports issued during the year under review by the Accounting Officer of the Department in terms of the National Treasury Regulations and the Division of Revenue Act.

Evaluation of Financial Statements

The Audit Committee has:

- Reviewed and discussed the Audited Annual Financial Statements to be included in the Annual Report;
- Reviewed the AGSA's Management Report and management's response thereto;
- Reviewed changes to accounting policies and practices as reported in the Annual Financial Statements
- Reviewed material adjustments resulting from the audit of the Department.

Compliance

The Audit Committee has reviewed the Department's processes for compliance with legal and regulatory provisions.

Performance Information

The Audit Committee has reviewed the information on predetermined objectives as reported in the Annual Report.

Auditor General's Report

The Audit Committee have on a quarterly basis reviewed the Department's implementation plan for audit issues raised in the prior year. We have met with the AGSA to ensure that there are no unresolved issues that emanated from the regulatory audit. Corrective actions on the detailed findings raised by the AGSA are monitored by the Audit Committee on a quarterly basis.

The Audit Committee concurs and accepts the AGSA's opinion regarding the Annual Financial Statements and proposes that these Audited Statements be accepted and read together with their report.



Mr Pieter Strauss

Chairperson of the Wellbeing Cluster Audit Committee

Date: 6/8/2024

13. BBEE Compliance

The following table has been completed in accordance with the compliance to the BBEE requirements of the BBEE Act of 2013 and as determined by the Department of Trade and Industry.

Has the Department / Public Entity applied any relevant Code of Good Practice (B-BBEE Certificate Levels 1 – 8) with regards to the following:		
Criteria	Response Yes / No	Discussion
Determining qualification criteria for the issuing of licences, concessions or other authorisations in respect of economic activity in terms of any law?	No	The Department does not issue licences, concessions, or other authorisations in respect of economic activity in terms of any law.
Developing and implementing a preferential procurement policy?	Yes	The SCM policy (Accounting Officer System) of the Department makes provision for the implementation of preferential procurement. The policy is aligned to the preferential procurement regulations.
Determining qualification criteria for the sale of state-owned enterprises?	No	The Department does not engage in the sale of state-owned enterprises.
Developing criteria for entering into partnerships with the private sector?	No	The Department does not participate in partnerships with the private sector.
Determining criteria for the awarding of incentives, grants and investment schemes in support of Broad Based Black Economic Empowerment?	No	The Department was not involved in the awarding of incentives, grants and investment schemes in support of Broad Based Black Economic Empowerment.

Part D

HUMAN RESOURCE MANAGEMENT



1. Introduction

Our ability to contribute effectively to the WCG's work is a direct outcome of the persistent and often selfless efforts of the individuals within the Department, despite the contemporary landscape of people management having undergone significant changes in recent years necessitating intricate navigation through various competing factors.

The recent implementation of the DPSA Directive on managing fiscal sustainability within national and provincial departments, which will be in effect until 31 March 2025, signified a pivotal moment during the period under review.

While our dedication to service delivery remains steadfast, the realities of constrained budgets and stringent regulations necessitate a strategic reassessment of our approach to talent management. One key impact that looms large in this new paradigm is the challenge of "doing more with less" in the face of staff turnover. As outlined in the directive, when staff exit the Department, their posts cannot be immediately filled, placing added strain on existing resources. This reality underscores the critical importance of talent retention strategies and succession planning initiatives within the Department.

Challenges faced during the period include striking a balance between service delivery imperatives and prudent resource allocation, leveraging technology and innovative practices to maximise efficiency, while at the same time attracting and retaining critical and scarce skills, empowering the workforce, managing career development, succession planning, promoting employment equity, and creating an environment that enables employee growth and fulfilment.

Despite the challenges posed by the evolving landscape of people management, we remain steadfast in our commitment to driving positive change within the Department, WCG and ultimately the citizens that we serve.

2. Status of People Management at the Department

2.1. Departmental Workforce Planning Priorities

The role of Workforce Planning is important to ensure that the Department has the required number of people with the requisite skills, knowledge and attitudes to perform the work. Through this process the Department annually assesses its workforce profile against current and future organisational needs.

The aim of this assessment is to identify to what extent the current workforce profile addresses the key people management outcomes that would guarantee service continuity and value.

The Workforce Plan 2021 - 2026 is therefore aligned to the vision and mission of the Department's Strategic Plan.

The prioritised Strategic Interventions contained in the Workforce Plan are as follows:

- Identifying and developing the required organisational capability;

- Values and Competency based recruitment practices (which includes the possibility of an online Application and Screening system to enhance the recruitment practices and attract the right candidates that are future and culture-fit);
- Diversify the talent pool;
- Talent and skills development for employees on new emerging skills (e.g., 4IR Meta competencies/functional and technical skills as well as behavioural skills that are critically needed to support the future-fit organisation);
- Prioritise training interventions to address Departmental Critical Competencies and Career Development Plan (CDP) requirements;
- Development and implementation of the Future Fit Skills Strategy (FFSS);
- Youth development programmes for assisting with creating talent pipelines (internships);
- Reconfiguration of the Provincial Training Institute (PTI) into a provincial learning and innovation centre;
- Employment Equity (EE) priorities as indicated in the departmental EE Plan to guide the Recruitment and Selection decisions of the Department;
- Provide Health and Wellness interventions/services in support of employee wellbeing;
- Develop and implement the transition to a New Way of Work/WCG citizen-centric culture project.

2.2. Employee Performance Management

The purpose of Performance Management is to increase performance by encouraging individual commitment, accountability and motivation.

All employees are required to complete a performance agreement before 31 May each year. The agreement is in essence a contract between the employer and the employee containing the projects, programmes, activities, expectations and standards for the required delivery. In order to facilitate a standardised administration process, the Western Cape Government has devised an electronic system, namely PERMIS (Performance Management Information System), that allows for the entire performance management process to be captured, monitored and managed.

The performance management process requires that a mid-year review and an annual assessment is conducted, but that the operational targets and achievements linked to the performance agreement be monitored and communicated on an ongoing basis. In instances where targets or performance expectations are not met, the gaps are addressed through the management of poor performance. In this context, a performance consulting unit has been established within the Department of the Premier (Chief Directorate: People Management Practices) to assist line managers (people managers) in dealing with poor performance. The process is developmental, however, in instances where individuals have been identified as poor performers in terms of the legislative framework, they are required to subject themselves to a developmental plan or alternatively to disciplinary action.

2.3. Employee Wellness

The WCG's transversal Employee Health and Wellness Programme (EHW) follows a holistic approach to employee wellbeing and is largely preventative in nature, offering both primary and secondary services.

The EHW Programme is monitored in the Department through monthly utilisation reports for primary services (24/7/365 telephonic counselling service, online e-Care service and reporting) and secondary services (face-to-face counselling, trauma and critical incidents, training and targeted intervention, executive coaching, advocacy).

A quarterly report is prepared by the Directorate: Transversal People Capacity Enablement within the Department of the Premier that provides a trend analysis of utilisation, risk identification and its impact on productivity. Furthermore, on-going reporting to the Department of Public Service and Administration (DPSA) is a requirement and such reporting focuses on four areas namely, HIV/ AIDS, Health and Productivity, Wellness Management and SHERQ (Safety Health Environment Risk and Quality).

2.4. People Management Monitoring

The Department, in collaboration with the Department of the Premier monitors the implementation of a range of people management compliance indicators. The monthly Barometer Fact File, that is developed by the Chief-Directorate: People Management Practices within the Department of the Premier, provides the Department with regular updates on the workforce profile and other relevant people management data to enable decision-making. The indicators include, inter alia, staff establishment information, headcount, people expenditure projections, sick leave patterns, the monetary value of annual leave credits, discipline cases, vacancy rates, staff movement, employment equity etc.

3. People Management Oversight Statistics

3.1 Personnel related expenditure

The following tables summarise final audited expenditure by programme (Table 3.1.1) and by salary bands (Table 3.1.2).

The figures in Table 3.1.1 are drawn from the Basic Accounting System (BAS) and the figures in Table 3.1.2 are drawn from the Personnel and Salary Administration (PERSAL) system. The two systems are not synchronised for salary refunds in respect of staff appointments and resignations and/or transfers to and from other departments. This means there may be a difference in the total expenditure reflected on these systems.

The key in the table below is a description of the Programmes within the Department. Programmes will be referred to by their number from this point forward.

Programme	Programme Designation
Programme 1	Administration
Programme 2	Cultural Affairs
Programme 3	Library and Archive Services
Programme 4	Sport and Recreation

Table 3.1.1: Personnel expenditure by programme, 2023/24

Programme	Total Expenditure (R'000)	Personnel Expenditure (R'000)	Training Expenditure (R'000)	Goods & Services (R'000)	Personnel expenditure as a % of total expenditure	Average personnel expenditure per employee (R'000)	Number of Employees remunerated
Programme 1	67 955	53 180	153	11 661	78,3	380	140
Programme 2	138 921	64 676	1 284	14 949	46,6	367	176
Programme 3	425 698	75 615	21	40 741	17,8	369	205
Programme 4	241 628	34 278	399	73 623	14,2	476	72
Total	874 202	227 749	1 857	140 974	26,1	384	593

Note: The number of employees refers to all individuals remunerated during the reporting period, including interns (i.e. Premier's Advancement of Youth [PAY], matric, graduate and student), but excluding the Provincial Minister. The number of employees is cumulative and not a snapshot as at a specific date.

Table 3.1.2: Personnel expenditure by salary band, 2023/24

Salary bands	Personnel Expenditure (R'000)	% of total personnel expenditure	Average personnel expenditure per employee (R'000)	Number of Employees remunerated
Interns	1 569	0,7	37	42
Lower skilled (Levels 1-2)	10 690	4,7	206	52
Skilled (Levels 3-5)	52 006	22,9	272	191
Highly skilled production (Levels 6-8)	85 302	37,5	427	200
Highly skilled supervision (Levels 9-12)	61 700	27,1	656	94
Senior management (Levels 13-16)	16 264	7,1	1 162	14
Total	227 531	100,0	384	593

Note: The number of employees refers to all individuals remunerated during the reporting period, including interns (i.e. Premier's Advancement of Youth [PAY], matric, graduate and student), but excluding the Provincial Minister. The number of employees is cumulative and not a snapshot as at a specific date.

The following tables provide a summary per programme (Table 3.1.3) and salary bands (Table 3.1.4), of expenditure incurred as a result of salaries, overtime, housing allowance and medical assistance. These tables do not make provision for other expenditure such as Pensions, Performance Bonus and other allowances, which make up the total personnel expenditure. In each case, the table provides an indication of the percentage of the personnel expenditure that was used for these items.

Table 3.1.3: Salaries, Overtime, Housing Allowance and Medical Assistance by programme, 2023/24

Programme	Salaries		Overtime		Housing allowance		Medical assistance	
	Amount (R'000)	Salaries as a % of personnel expenditure	Amount (R'000)	Overtime as a % of personnel expenditure	Amount (R'000)	Housing allowance as a % of personnel expenditure	Amount (R'000)	Medical assistance as a % of personnel expenditure
Programme 1	37 067	16,3	97	0,0	1 304	0,6	2 412	1,1
Programme 2	45 829	20,1	600	0,3	2 417	1,1	4 384	1,9
Programme 3	53 485	23,5	547	0,2	3 155	1,4	5 822	2,6
Programme 4	24 354	10,7	736	0,3	585	0,3	1 471	0,6
Total	160 736	70,6	1 980	0,9	7 461	3,3	14 089	6,2

Note: The figures in Table 3.1.3 and 3.1.4 are drawn from the PERSAL system and not BAS. The two systems are not synchronised for salary refunds in respect of staff appointments and resignations and/or transfers to and from other departments. This means there may be a difference in the expenditure reflected on these systems, e.g. Salaries, Overtime, Housing and Medical Assistance. The above expenditure reflects for all individuals remunerated during the reporting period, including interns (PAY, matric, graduate and student), but excluding the Provincial Minister.

Table 3.1.4: Salaries, Overtime, Housing Allowance and Medical Assistance by salary band, 2023/24

Salary Bands	Salaries		Overtime		Housing allowance		Medical assistance	
	Amount (R'000)	Salaries as a % of personnel expenditure	Amount (R'000)	Overtime as a % of personnel expenditure	Amount (R'000)	Housing allowance as a % of personnel expenditure	Amount (R'000)	Medical assistance as a % of personnel expenditure
Interns	1 541	0,7	-	-	-	-	-	-
Lower skilled (Levels 1-2)	6 833	3,0	153	0,1	718	0,3	1 479	0,7
Skilled (Levels 3-5)	34 658	15,2	619	0,3	2 794	1,2	5 302	2,3
Highly skilled production (Levels 6-8)	61 270	26,9	886	0,4	2 901	1,3	5 301	2,3
Highly skilled supervision (Levels 9-12)	45 348	19,9	323	0,1	964	0,4	1 848	0,8
Senior management (Levels 13-16)	11 086	4,9	-	-	84	0,0	160	0,1
Total	160 736	70,6	1 980	0,9	7 461	3,3	14 089	6,2

Note: The figures in Table 3.1.3 and 3.1.4 are drawn from the PERSAL system and not BAS. The two systems are not synchronised for salary refunds in respect of staff appointments and resignations and/or transfers to and from other departments. This means there may be a difference in the expenditure reflected on these systems, e.g. Salaries, Overtime, Housing and Medical Assistance. The above expenditure reflects for all individuals

remunerated during the reporting period, including interns (PAY, matric, graduate and student), but excluding the Provincial Minister.

3.2 EMPLOYMENT AND VACANCIES

The following tables summarise the number of active posts on the establishment, the number of employees (excluding interns and the Provincial Minister), and the percentage active vacant posts as at the end of the financial year. This information is presented in terms of three key variables, namely: Programme (Table 3.2.1), Salary Band (Table 3.2.2) and Critical Occupations (Table 3.2.3). All information in this section is provided as a snapshot as at the end of the financial year under review.

Table 3.2.1: Employment and vacancies by programme, as at 31 March 2024

Programme	Number of active posts	Number of posts filled	Vacancy rate %
Programme 1	91	86	5,5
Programme 2	164	156	4,9
Programme 3	192	189	1,6
Programme 4	68	68	-
Total	515	499	3,1

Table 3.2.2: Employment and vacancies by salary band, as at 31 March 2024

Salary Band	Number of active posts	Number of posts filled	Vacancy rate %
Lower skilled (Levels 1-2)	87	84	3,4
Skilled (Levels 3-5)	152	151	0,7
Highly skilled production (Levels 6-8)	173	165	4,6
Highly skilled supervision (Levels 9-12)	91	87	4,4
Senior management (Levels 13-16)	12	12	-
Total	515	499	3,1

Table 3.2.3: Employment and vacancies by critical occupation, as at 31 March 2024

Critical Occupations	Number of active posts	Number of posts filled	Vacancy rate %
Archivist	18	17	5,6
Cultural Officer	5	5	-
Heritage Officer	10	7	30,0
Language Practitioner	8	8	-
Librarian	21	19	9,5
Sport Promotion Officer	15	15	-
Facility/Property Manager	2	2	-
Researcher	1	1	-
Total	80	74	7,5

Note: Critical occupations - refer to occupations that are critical for service delivery. If these occupations are not present in the department, the function/services will collapse.

3.3 JOB EVALUATION

Job evaluation was introduced as a way of ensuring that work of equal value is remunerated equally. Within a nationally determined framework, executing authorities are required to evaluate each new post in his or her organisation or re-evaluate any post where the post mandate or content has significantly changed. This job evaluation process determines the grading and salary level of a post. It should be understood that Job Evaluation and Staff Performance Management differ in the sense that Job Evaluation refers to the value/weighting of the activities that are associated with the post and Staff Performance Management refers to the review of an individual's performance.

Table 3.3.1 summarises the number of posts that were evaluated during the year under review. The table also provides statistics on the number of posts that were upgraded or downgraded.

Table 3.3.1: Job evaluation, 1 April 2023 to 31 March 2024

Salary Band	Number of active posts as at 31 March 2024	Number of posts evaluated	% of posts evaluated	Posts Upgraded		Posts Downgraded	
				Number	Posts upgraded as a % of total posts	Number	Posts downgraded as a % of total posts
Lower skilled (Levels 1-2)	87	-	-	-	-	-	-
Skilled (Levels 3-5)	152	-	-	-	-	-	-
Highly skilled production (Levels 6-8)	173	1	0,2	1	0,2	-	-
Highly skilled supervision (Levels 9-12)	91	2	0,4	-	-	-	-
Senior Management Service Band A (Level 13)	9	-	-	-	-	-	-
Senior Management Service Band B (Level 14)	2	-	-	-	-	-	-
Senior Management Service Band C (Level 15)	1	-	-	-	-	-	-
Total	515	3	0,6	1	0,2	-	-

Note: The "Number of posts evaluated" per Salary Band reflects the Final Approved Post Level after Job Evaluation.

Table 3.3.2: Profile of employees whose salary positions were upgraded due to their posts being upgraded, 1 April 2023 to 31 March 2024

Beneficiaries	African	Coloured	Indian	White	Total
None					

Table 3.3.3 summarises the number of cases where salary levels exceeded the grade determined by job evaluation or where higher notches awarded to employees within a particular salary level. Each salary level consists of 12 notches. Reasons for the deviation are provided in each case.

Table 3.3.3: Employees who have been granted higher salaries than those determined by job evaluation per major occupation, 1 April 2023 to 31 March 2024

Major Occupation	Number of employees	Job evaluation level	Remuneration on a higher salary level	Remuneration on a higher notch of the same salary level	Reason for deviation
None					

The following table summarises the beneficiaries of the above in terms of race, gender, and disability.

Table 3.3.4: Profile of employees who have been granted higher salaries than those determined by job evaluation, 1 April 2023 to 31 March 2024

Beneficiaries	African	Coloured	Indian	White	Total
None					

3.4. EMPLOYMENT CHANGES

Turnover rates provide an indication of trends in the employment profile of the Department during the year under review. The following tables provide a summary of turnover rates by salary band (Table 3.4.1) and by critical occupation (Table 3.4.2). This section does not include information related to interns.

Table 3.4.1: Annual turnover rates by salary band, 1 April 2023 to 31 March 2024

Salary Band	Number of employees as at 31 March 2023	Turnover rate % 2022/23	Appointments into the Department	Transfers into the Department	Terminations out of the Department	Transfers out of the Department	Turnover rate % 2023/24
Lower skilled (Levels 1-2)	93	3,0	4	-	2	-	2,2
Skilled (Levels 3-5)	150	6,1	10	-	14	2	10,7
Highly skilled production (Levels 6-8)	182	9,2	9	-	22	1	12,6
Highly skilled supervision (Levels 9-12)	80	11,4	7	1	8	-	10,0
Senior Management Service Band A (Level 13)	9	11,1	2	-	2	-	22,2
Senior Management Service Band B (Level 14)	2	-	-	-	-	-	-
Senior Management Service Band C (Level 15)	1	-	-	-	-	-	-
Total	517	7,5	32	1	48	3	9,9
				33	51		

Note: "Transfers" refer to the lateral movement of employees from one Public Service Department to another (Both Provincially & Nationally). The turnover rate is determined by calculating the total exits as a percentage of the baseline (Number of employees as at 31 March 2023).

Table 3.4.2: Annual turnover rates by critical occupation, 1 April 2023 to 31 March 2024

Critical Occupation	Number of employees as at 31 March 2023	Turnover rate % 2022/23	Appointments into the Department	Transfers into the Department	Terminations out of the Department	Transfers out of the Department	Turnover rate % 2023/24
Archivist	18	6,3	1	-	2	-	11,1
Cultural Officer	5	16,7	-	-	-	-	-
Heritage Officer	9	20,0	2	-	3	-	33,3
Language Practitioner	9	-	-	-	1	-	11,1
Librarian	20	4,5	-	-	2	-	10,0
Sport Promotion Officer	20	4,8	-	-	1	-	5,0
Facility/Property Manager	2	-	-	-	-	-	-
Researcher	1	-	-	-	-	-	-
Total	84	7,1	3	-	9	-	10,7

Note: "Transfers" refer to the lateral movement of employees from one Public Service Department to another (Both Provincially & Nationally). The turnover rate is determined by calculating the total exits as a percentage of the baseline (Number of employees as at 31 March 2023).

Table 3.4.3: Staff leaving the employ of the Department, 1 April 2023 to 31 March 2024

Exit Category	Number	% of total exits	Number of exits as a % of total number of employees as at 31 March 2023
Death	4	7,8	0,8
Resignation *	20	39,2	3,9
Expiry of contract	2	3,9	0,4
Dismissal – operational changes	-	-	-
Dismissal – misconduct	1	2,0	0,2
Dismissal – inefficiency	-	-	-
Discharged due to ill-health	1	2,0	0,2
Retirement	20	39,2	3,9
Employee initiated severance package	-	-	-
Transfers to Statutory Body	-	-	-
Transfers to other Public Service departments	2	3,9	0,4
Promotion to another WCG Department	1	2,0	0,2
Total	51	100,0	9,9

Note: Table 3.4.3 identifies the various exit categories for those staff members who have left the employ of the Department.

* Resignations are further discussed in tables 3.4.4 and 3.4.5.

Table 3.4.4: Reasons why staff resigned, 1 April 2023 to 31 March 2024

Resignation Reasons	Number	% of total resignations
Balance between work and life	1	5,0
Family/personal circumstances (e.g. transfer of husband/wife/life partner)	1	5,0
Need for a career change	1	5,0
No reason provided	15	75,0
Personal health	1	5,0
Pursuing full-time studies	1	5,0
Total	20	100,0

Table 3.4.5: Different age groups of staff who resigned, 1 April 2023 to 31 March 2024

Age group	Number	% of total resignations
Ages <19	-	-
Ages 20 to 24	1	5,0
Ages 25 to 29	2	10,0
Ages 30 to 34	3	15,0
Ages 35 to 39	3	15,0
Ages 40 to 44	4	20,0
Ages 45 to 49	3	15,0
Ages 50 to 54	2	10,0
Ages 55 to 59	2	10,0
Ages 60 to 64	-	-
Ages 65 >	-	-
Total	20	100,0

Table 3.4.6 Employee initiated severance packages.

Total number of employee-initiated severance packages offered in 2023/24	None
---	-------------

Table 3.4.7: Promotions by salary band, 1 April 2023 to 31 March 2024

Salary Band	Number of Employees as at 31 March 2023	Promotions to another salary level	Promotions as a % of total employees	Progressions to another notch within a salary level	Notch progressions as a % of total employees
Lower skilled (Levels 1-2)	93	-	-	31	33,3
Skilled (Levels 3-5)	150	2	1,3	99	66,0
Highly skilled production (Levels 6-8)	182	2	1,1	85	46,7
Highly skilled supervision (Levels 9-12)	80	7	8,8	50	62,5
Senior management (Levels 13-16)	12	-	-	4	33,3
Total	517	11	2,1	269	52,0

Note: Promotions refer to the total number of employees who have advanced to a higher post level within the Department by applying and being successful for an advertised post through the recruitment and selection process. The information reflects the salary level of an employee after he/she was promoted.

Table 3.4.8: Promotions by critical occupation, 1 April 2023 to 31 March 2024

Critical Occupation	Number of Employees as at 31 March 2023	Promotions to another salary level	Promotions as a % of total employees in critical occupations	Progressions to another notch within a critical occupation	Notch progressions as a % of total employees in critical occupations
Archivist	18	-	-	6	33,3
Cultural Officer	5	-	-	1	20,0
Heritage Officer	9	2	22,2	1	11,1
Language Practitioner	9	-	-	3	33,3
Librarian	20	1	5,0	7	35,0
Sport Promotion Officer	20	-	-	10	50,0
Facility/Property Manager	2	-	-	1	50,0
Researcher	1	-	-	1	100,0
Total	84	3	3,6	30	35,7

3.5. EMPLOYMENT EQUITY

Table 3.5.1: Total number of employees (including employees with disabilities) in each of the following occupational levels, as at 31 March 2024

Occupational Levels	Male				Female				Foreign Nationals		Total
	A	C	I	W	A	C	I	W	Male	Female	
Top management (Levels 15-16)	-	1	-	-	-	-	-	-	-	-	1
Senior management (Levels 13-14)	2	2	-	2	1	3	-	1	-	-	11
Professionally qualified and experienced specialists and mid-management (Levels 9-12)	8	20	-	11	7	28	3	10	-	-	87
Skilled technical and academically qualified workers, junior management, supervisors, foremen, and superintendents (Levels 6-8)	29	31	3	10	30	46	1	24	-	1	175
Semi-skilled and discretionary decision making (Levels 3-5)	28	61	-	-	28	53	1	4	-	-	175
Unskilled and defined decision making (Levels 1-2)	11	10	1	-	15	12	-	1	-	-	50
Total	78	125	4	23	81	142	5	40	-	1	499
Temporary employees	-	-	-	-	-	-	-	-	-	-	-
Grand total	78	125	4	23	81	142	5	40	-	1	499

A = African; C = Coloured; I = Indian; W = White.

Note: The figures reflected per occupational levels include all permanent, part-time and contract employees, but exclude interns. Furthermore, the information is presented by salary level and not post level.

For the number of employees with disabilities, refer to Table 3.5.2.

Table 3.5.2: Total number of employees (with disabilities only) in each of the following occupational levels, as at 31 March 2024

Occupational Levels	Male				Female				Foreign Nationals		Total
	A	C	I	W	A	C	I	W	Male	Female	
Top management (Levels 15-16)	-	-	-	-	-	-	-	-	-	-	-
Senior management (Levels 13-14)	-	-	-	-	-	-	-	-	-	-	-
Professionally qualified and experienced specialists and mid-management (Levels 9-12)	-	-	-	-	-	-	-	-	-	-	-
Skilled technical and academically qualified workers, junior management, supervisors, foremen, and superintendents (Levels 6-8)	-	-	-	1	-	2	-	1	-	-	4
Semi-skilled and discretionary decision making (Levels 3-5)	1	1	-	-	1	1	-	-	-	-	4
Unskilled and defined decision making (Levels 1-2)	-	-	-	-	-	1	-	-	-	-	1
Total	1	1	-	1	1	4	-	1	-	-	9
Temporary employees	-	-	-	-	-	-	-	-	-	-	-
Grand total	1	1	-	1	1	4	-	1	-	-	9

A = African; C = Coloured; I = Indian; W = White.

Note: The figures reflected per occupational level include all permanent, part-time and contract employees, but exclude interns. Furthermore, the information is presented by salary level and not post level.

Table 3.5.3: Recruitment, 1 April 2023 to 31 March 2024

Occupational Levels	Male				Female				Foreign Nationals		Total
	A	C	I	W	A	C	I	W	Male	Female	
Top management (Levels 15-16)	-	-	-	-	-	-	-	-	-	-	-
Senior management (Levels 13-14)	1	-	-	-	-	1	-	-	-	-	2
Professionally qualified and experienced specialists and mid-management (Levels 9-12)	1	1	-	1	1	3	-	-	-	1	8
Skilled technical and academically qualified workers, junior management, supervisors, foremen, and superintendents (Levels 6-8)	-	3	1	-	2	1	1	1	-	-	9
Semi-skilled and discretionary decision making (Levels 3-5)	1	3	-	-	5	1	-	-	-	-	10
Unskilled and defined decision making (Levels 1-2)	-	-	-	-	3	1	-	-	-	-	4
Total	3	7	1	1	11	7	1	1	-	1	33
Temporary employees	-	-	-	-	-	-	-	-	-	-	-
Grand total	3	7	1	1	11	7	1	1	-	1	33

A = African; C = Coloured; I = Indian; W = White.

Note: Recruitment refers to the appointment of new employees to the staff establishment of the Department but exclude interns. The totals include transfers from other government departments and / or institutions, as per Table 3.4.1.

Table 3.5.4: Promotions, 1 April 2023 to 31 March 2024

Occupational Levels	Male				Female				Foreign Nationals		Total
	A	C	I	W	A	C	I	W	Male	Female	
Top management (Levels 15-16)	-	-	-	-	-	-	-	-	-	-	-
Senior management (Levels 13-14)	-	-	-	-	-	-	-	-	-	-	-
Professionally qualified and experienced specialists and mid-management (Levels 9-12)	-	2	-	2	-	-	1	2	-	-	7
Skilled technical and academically qualified workers, junior management, supervisors, foremen, and superintendents (Levels 6-8)	-	-	-	-	1	1	-	-	-	-	2
Semi-skilled and discretionary decision making (Levels 3-5)	-	2	-	-	-	-	-	-	-	-	2
Unskilled and defined decision making (Levels 1-2)	-	-	-	-	-	-	-	-	-	-	-
Total	-	4	-	2	1	1	1	2	-	-	11
Temporary employees	-	-	-	-	-	-	-	-	-	-	-
Grand total	-	4	-	2	1	1	1	2	-	-	11

A = African; C = Coloured; I = Indian; W = White.

Note: Promotions refer to the total number of employees who have advanced to a higher post level within the Department, by applying and being successful for an advertised post, through the recruitment and selection process as per Table 3.4.7.

Table 3.5.5: Terminations, 1 April 2023 to 31 March 2024

Occupational Levels	Male				Female				Foreign Nationals		Total
	A	C	I	W	A	C	I	W	Male	Female	
Top management (Levels 15-16)	-	-	-	-	-	-	-	-	-	-	-
Senior management (Levels 13-14)	-	1	-	-	-	1	-	-	-	-	2
Professionally qualified and experienced specialists and mid-management (Levels 9-12)	-	3	-	-	-	2	-	1	-	2	8
Skilled technical and academically qualified workers, junior management, supervisors, foremen, and superintendents (Levels 6-8)	3	7	-	1	3	5	-	4	-	-	23
Semi-skilled and discretionary decision making (Levels 3-5)	2	7	-	-	-	7	-	-	-	-	16
Unskilled and defined decision making (Levels 1-2)	1	1	-	-	-	-	-	-	-	-	2
Total	6	19	-	1	3	15	-	5	-	2	51
Temporary employees	-	-	-	-	-	-	-	-	-	-	-
Grand total	6	19	-	1	3	15	-	5	-	2	51

A = African; C = Coloured; I = Indian; W = White.

Note: Terminations refer to those employees (excluding interns) who have left the employ of the Department, including transfers to other departments, as per Table 3.4.1.

Table 3.5.6: Disciplinary actions, 1 April 2023 to 31 March 2024

Disciplinary Actions	Male				Female				Foreign Nationals		Total
	A	C	I	W	A	C	I	W	Male	Female	
Desertion (Dismissal)	1	-	-	-	-	-	-	-	-	-	1
Suspension without pay and a Final Written Warning	-	1	-	1	-	-	-	-	-	-	2
Total	1	1	-	1	-	-	-	-	-	-	3
Temporary employees	-	-	-	-	-	-	-	-	-	-	-
Grand Total	1	1	-	1	-	-	-	-	-	-	3

A = African; C = Coloured; I = Indian; W = White.

Note: The disciplinary actions total refers to formal outcomes only and not headcount. For further information on the outcomes of the disciplinary hearings and the types of misconduct addressed at disciplinary hearings, refer to Tables 3.12.2 and Table 3.12.3.

Table 3.5.7: Skills development, 1 April 2023 to 31 March 2024

Occupational Levels	Male				Female				Total
	A	C	I	W	A	C	I	W	
Top management (Levels 15-16)	-	-	-	-	-	-	-	-	-
Senior management (Levels 13-14)	-	1	-	1	-	1	-	1	4
Professionally qualified and experienced specialists and mid-management (Levels 9-12)	4	14	-	5	3	23	2	9	60
Skilled technical and academically qualified workers, junior management, supervisors, foremen, and superintendents (Levels 6-8)	10	21	2	8	20	25	2	13	101
Semi-skilled and discretionary decision making (Levels 3-5)	9	22	-	1	14	22	1	-	69
Unskilled and defined decision making (Levels 1-2)	-	-	1	-	6	4	-	1	12
Total	23	58	3	15	43	75	5	24	246
Temporary employees	-	-	-	-	-	-	-	-	-
Grand total	23	58	3	15	43	75	5	24	246

A = African; C = Coloured; I = Indian; W = White.

Note: The above table refers to the total number of employees who have received training during the period under review, and not the number of training interventions attended by individuals. For further information on the actual training provided, refer to Table 3.13.2.

3.6. SIGNING OF PERFORMANCE AGREEMENTS BY SMS MEMBERS

Table 3.6.1: Signing of Performance Agreements by SMS Members, as at 31 May 2023

SMS Post Level	Number of active SMS posts per level	Number of SMS members per level	Number of signed Performance Agreements per level	Signed Performance Agreements as % of SMS members per level
Head of Department	1	1	1	100,0
Salary Level 14	2	2	2	100,0
Salary Level 13	9	9	9	100,0
Total	12	12	12	100,0

Note: This table refers to employees who are appointed as Senior Management Service (SMS) members only. Employees who are remunerated higher than a SL12, but who are not SMS members have been excluded. Furthermore, the table reflects post salary details and not the individual salary level of employees. The allocation of performance-related rewards (cash bonus) for SMS members is dealt with later in the report. Refer to Table 3.8.5 in this regard.

Table 3.6.2: Reasons for not having concluded Performance Agreements with all SMS Members on 31 May 2023

Reasons for not concluding Performance Agreements with all SMS
None

Table 3.6.3: Disciplinary steps taken against SMS Members for not having concluded Performance Agreements on 31 May 2023

Disciplinary steps taken against SMS Members for not having concluded Performance Agreements	
None required	

3.7. FILLING OF SMS POSTS

The tables in this section provide information on employment and vacancies as it relates to members of the SMS by salary level. It also provides information of advertising and the filling of SMS posts, reasons for not complying with prescribed timeframes and disciplinary steps taken in cases of non-compliance.

Table 3.7.1: SMS posts information, as at 30 September 2023

SMS Level	Number of active SMS posts per level	Number of SMS posts filled per level	% of SMS posts filled per level	Number of SMS posts vacant per level	% of SMS posts vacant per level
Head of Department	1	1	100,0	-	-
Salary Level 14	2	2	100,0	-	-
Salary Level 13	8	8	100,0	-	-
Total	11	11	100,0	-	-

Note: This table refers to employees who are appointed as Senior Management Service (SMS) members only. Employees who are remunerated higher than a SL12, but who are not SMS members have been excluded.

Table 3.7.2: SMS posts information, as at 31 March 2024

SMS Level	Number of active SMS posts per level	Number of SMS posts filled per level	% of SMS posts filled per level	Number of SMS posts vacant per level	% of SMS posts vacant per level
Head of Department	1	1	100,0	-	-
Salary Level 14	2	2	100,0	-	-
Salary Level 13	9	9	100,0	-	-
Total	12	12	100,0	-	-

Note: This table refers to employees who are appointed as Senior Management Service (SMS) members only. Employees who are remunerated higher than a SL12, but who are not SMS members have been excluded.

Table 3.7.3: Advertising and Filling of SMS posts, as at 31 March 2024

SMS Level	Advertising	Filling of Posts	
	Number of vacancies per level advertised in 6 months of becoming vacant	Number of vacancies per level filled in 6 months after becoming vacant	Number of vacancies per level not filled in 6 months but filled in 12 months
Head of Department	-	-	-
Salary Level 14	-	-	-
Salary Level 13	1	2	-
Total	1	2	-

Note: One SMS post filled was advertised in the previous financial year.

Table 3.7.4: Reasons for not having complied with the filling of active vacant SMS posts – Advertised within 6 months and filled within 12 months after becoming vacant

SMS Level	Reasons for non-compliance
Head of Department	N/A
Salary Level 14	N/A
Salary Level 13	N/A

Table 3.7.5: Disciplinary steps taken for not complying with the prescribed timeframes for filling SMS posts within 12 months

Disciplinary steps taken for not complying with the prescribed timeframes for filling SMS posts
None

3.8. EMPLOYEE PERFORMANCE

The following tables note the number of staff by salary band (Table 3.8.1) and staff within critical occupations (Table 3.8.2) who received a notch progression as a result of performance management. (i.e. qualifying employees who scored between 3 and 4 in their performance ratings).

Table 3.8.1: Notch progressions by salary band, 1 April 2023 to 31 March 2024

Salary Band	Employees as at 31 March 2023	Progressions to another notch within a salary level	Notch progressions as a % of employees by salary band
Lower skilled (Levels 1-2)	93	31	33,3
Skilled (Levels 3-5)	150	99	66,0
Highly skilled production (Levels 6-8)	182	85	46,7
Highly skilled supervision (Levels 9-12)	80	50	62,5
Senior management (Levels 13-16)	12	4	33,3
Total	517	269	52,0

Table 3.8.2: Notch progressions by critical occupation, 1 April 2023 to 31 March 2024

Critical Occupations	Employees as at 31 March 2023	Progressions to another notch within a salary level	Notch progressions as a % of employees by salary band
Archivist	18	6	33,3
Cultural Officer	5	1	20,0
Heritage Officer	9	1	11,1
Language Practitioner	9	3	33,3
Librarian	20	7	35,0
Sport Promotion Officer	20	10	50,0
Facility/Property Manager	2	1	50,0
Researcher	1	1	100,0
Total	84	30	35,7

Table 3.8.3: Performance rewards by race, gender, and disability, 1 April 2023 to 31 March 2024

Race and Gender	Beneficiary Profile			Cost	
	Number of beneficiaries	Total number of employees in group as at 31 March 2023	% of total within group	Cost (R'000)	Average cost per beneficiary (R)
None					

Table 3.8.4: Performance rewards (cash bonus), by salary bands for personnel below Senior Management Service level, 1 April 2023 to 31 March 2024

Salary Bands	Beneficiary Profile			Cost		
	Number of beneficiaries	Total number of employees in group as at 31 March 2023	% of total within salary bands	Cost (R'000)	Average cost per beneficiary (R)	Cost as a % of the total personnel expenditure
None						

Table 3.8.5: Performance rewards (cash bonus), by salary band, for Senior Management Service level, 1 April 2023 to 31 March 2024

Salary Bands	Beneficiary Profile			Cost		
	Number of beneficiaries	Total number of employees in group as at 31 March 2023	% of total within salary bands	Cost (R'000)	Average cost per beneficiary (R)	Cost as a % of the total personnel expenditure
None						

Table 3.8.6: Performance rewards (cash bonus) by critical occupation, 1 April 2023 to 31 March 2024

Critical Occupation	Beneficiary Profile			Cost		
	Number of beneficiaries	Total number of employees in group as at 31 March 2023	% of total within salary bands	Cost (R'000)	Average cost per beneficiary (R)	Cost as a % of total personnel expenditure
None						

3.9 FOREIGN WORKERS

The tables below summarise the employment of foreign nationals in the Department in terms of salary bands (Table 3.9.1) and major occupation (Table 3.9.2). The tables also summarise changes in the total number of foreign workers in each salary band and by each major occupation.

Table 3.9.1: Foreign Workers by salary band, 1 April 2023 to 31 March 2024

Salary Band	1 April 2023		31 March 2024		Change	
	Number	% of total	Number	% of total	Number	% change
Lower skilled (Levels 1-2)	-	-	-	-	-	-
Skilled (Levels 3-5)	-	-	-	-	-	-
Highly skilled production (Levels 6-8)	1	50,0	1	100,0	-	-
Highly skilled supervision (Levels 9-12)	1	50,0	-	-	-1	-100,0
Senior management (Levels 13-16)	-	-	-	-	-	-
Total	2	100,0	1	100,0	-1	-50,0

Note: The table above includes non-citizens with permanent residence in the Republic of South Africa.

Table 3.9.2: Foreign Workers by major occupation, 1 April 2023 to 31 March 2024

Major Occupation	1 April 2023		31 March 2024		Change	
	Number	% of total	Number	% of total	Number	% change
Archivist	1	50,0	1	100,0	-	-
Project Champion	1	50,0	-	-	-1	-100,0
Total	2	100,0	1	100,0	-1	-50,0

Note: The table above includes non-citizens with permanent residence in the Republic of South Africa.

3.10. LEAVE UTILISATION FOR THE PERIOD 1 JANUARY 2023 TO 31 DECEMBER 2023

The following tables provide an indication of the use of sick leave (Table 3.10.1) and incapacity leave (Table 3.10.2). In both instances, the estimated cost of the leave is also provided.

Table 3.10.1: Sick leave, 1 January 2023 to 31 December 2023

Salary Band	Total days	% days with medical certification	Number of Employees using sick leave	Total number of employees	% of total employees using sick leave	Average days per employee	Estimated Cost (R'000)
Interns	150	58,7	37	53	69,8	4	34
Lower skilled (Levels 1-2)	495	79,8	42	53	79,2	12	261
Skilled (Levels 3-5)	1 316	77,5	143	193	74,1	9	988
Highly skilled production (Levels 6-8)	1 291	80,7	147	204	72,1	9	1 707
Highly skilled supervision (Levels 9-12)	300	67,3	55	90	61,1	5	587
Senior management (Levels 13-16)	37	83,8	9	14	64,3	4	137
Total	3 589	77,4	433	607	71,3	8	3 714

Note: The leave dispensation as determined in the "Leave Determination", read with the applicable collective agreements, provides for normal sick leave of 36 working days in a sick leave cycle of three years. The three-year sick leave cycle started in January 2022 and ends in December 2024. The information in each case reflects the totals excluding incapacity leave taken by employees. For an indication of incapacity leave taken, refer to Table 3.10.2.

Table 3.10.2: Incapacity leave, 1 January 2023 to 31 December 2023

Salary Band	Total days	% days with medical certification	Number of Employees using incapacity leave	Total number of employees	% of total employees using incapacity leave	Average days per employee	Estimated Cost (R'000)
Interns	-	-	-	53	-	-	-
Lower skilled (Levels 1-2)	34	100,0	4	53	7,5	9	18
Skilled (Levels 3-5)	356	100,0	6	193	3,1	59	218
Highly skilled production (Levels 6-8)	135	100,0	7	204	3,4	19	186
Highly skilled supervision (Levels 9-12)	-	-	-	90	-	-	-
Senior management (Levels 13-16)	-	-	-	14	-	-	-
Total	525	100,0	17	607	2,8	31	422

Note: The leave dispensation as determined in the "Leave Determination", read with the applicable collective agreements, provides for normal sick leave of 36 working days in a sick leave cycle of three years. If an employee has exhausted his or her normal sick leave, the employer must conduct an investigation into the nature and extent of the employee's incapacity. Such investigations must be carried out in accordance with item 10(1) of Schedule 8 of the Labour Relations Act (LRA). Incapacity leave is not an unlimited amount of

additional sick leave days at an employee's disposal. Incapacity leave is additional sick leave granted conditionally at the employer's discretion, as provided for in the Leave Determination and Policy on Incapacity Leave and Ill-Health Retirement (PILIR).

Table 3.10.3 summarises the utilisation of annual leave. The wage agreement concluded with trade unions in the Public Service Coordinating Bargaining Council (PSCBC) in 2000 requires management of annual leave to prevent high levels of accrued leave having to be paid at the time of termination of service.

Table 3.10.3: Annual Leave, 1 January 2023 to 31 December 2023

Salary Band	Total days taken	Total number employees using annual leave	Average number of days taken per employee
Interns	373	46	8
Lower skilled (Levels 1-2)	1 125	50	23
Skilled (Levels 3-5)	3 891	184	21
Highly skilled production (Levels 6-8)	4 182	197	21
Highly skilled supervision (Levels 9-12)	1 847	82	23
Senior management (Levels 13-16)	244	13	19
Total	11 662	572	20

Table 3.10.4: Capped leave, 1 January 2023 to 31 December 2023

Salary Band	Total capped leave available as at 31 Dec 2022	Total days of capped leave taken	Number of employees using capped leave	Average number of days taken per employee	Number of employees with capped leave as at 31 Dec 2023	Total capped leave available as at 31 Dec 2023
Lower skilled (Levels 1-2)	-	-	-	-	-	-
Skilled (Levels 3-5)	1 223,47	106,27	5	21,25	31	1 045,65
Highly skilled production (Levels 6-8)	1 206,35	430,85	5	86,17	32	704,44
Highly skilled supervision (Levels 9-12)	527,39	45,00	2	22,50	14	482,39
Senior management (Levels 13-16)	79,79	1,00	1	1,00	2	78,79
Total	3 037,00	583,12	13	44,86	79	2 311,27

Note: It is possible for the total number of capped leave days to increase as employees who were promoted or transferred into the Department, retain their capped leave credits, which form part of that specific salary band and ultimately the departmental total. Furthermore, capped leave is only paid out in the event of retirement, ill-health retirement or death, therefore capped leave forfeited due to resignation and or dismissal is not reflected in the table above.

Table 3.10.5: Leave pay-outs, 1 April 2023 to 31 March 2024

Reason	Total Amount (R'000)	Number of Employees	Average payment per employee
Leave pay-outs due to non-utilisation of leave for the previous cycle	-	-	-
Capped leave pay-outs on termination of service	830	12	69 174
Current leave pay-outs on termination of service	1 040	52	20 001

3.11. HEALTH PROMOTION PROGRAMMES, INCLUDING HIV AND AIDS

Table 3.11.1: Steps taken to reduce the risk of occupational exposure, 1 April 2023 to 31 March 2024

Units/categories of employees identified to be at high risk of contracting HIV & related diseases (if any)	Key steps taken to reduce the risk
<p>The nature of the Department's work does not expose employees to increased risk of contracting HIV & AIDS. Despite the very low occupational risk, all employees have been targeted at all levels within the Department.</p>	<p>Employee Health and Wellness Services are rendered to all employees in need and include the following:</p> <ul style="list-style-type: none"> • 24/7/365 Telephone counselling; • Face to face counselling (4 session model); • Trauma and critical incident counselling; • Advocacy on HIV&AIDS awareness, including online services; and • Training, coaching and targeted Interventions as required.

Table 3.11.2: Details of Health Promotion including HIV & AIDS Programmes, 1 April 2023 to 31 March 2024

Question	Yes	No	Details, if yes
<p>1. Has the department designated a member of the SMS to implement the provisions contained in Part VI E of Chapter 1 of the Public Service Regulations, 2016? If so, provide her/his name and position.</p>	✓		<p>Ms Letitia Isaacs, Director: Transversal People Capacity Enablement (Department of the Premier).</p>
<p>2. Does the department have a dedicated unit or has it designated specific staff members to promote the health and wellbeing of your employees? If so, indicate the number of employees who are involved in this task and the annual budget that is available for this purpose.</p>	✓		<p>The Department of the Premier provides a transversal service the eleven (11) provincial client departments, including the Department of Cultural Affairs and Sport.</p> <p>A designated Employee Health and Wellness unit within the Directorate Transversal People Capacity Enablement and the Chief Directorate Organisation Development in the Department of the Premier serves to promote the health and wellbeing of employees in the eleven (11) provincial client departments.</p> <p>The unit consists of a Deputy Director, three (3) Assistant Directors, and two (2) EHW Practitioners.</p> <p>Budget: R3.5 m</p>
<p>3. Has the department introduced an Employee Assistance or Health Promotion Programme for employees? If so, indicate the key elements/services of this Programme.</p>	✓		<p>The Department of the Premier has entered into a service level agreement with Metropolitan Health (external service provider) to render an Employee Health and Wellness Service to the eleven (11) provincial client departments.</p> <p>Interventions conducted include:</p> <ul style="list-style-type: none"> • Financial Management; • Marital Contracts; • Managerial Capacitation;

Question	Yes	No	Details, if yes
			<ul style="list-style-type: none"> • Stress Management; • Managing conflict and toxic relationships; • Self-Excellence; • Diversity and Inclusion in the Workplace; • Empowering the Family from Within; • Emotional Fitness; and • Empowering men from within. <p>Advocacy and awareness sessions conducted were:</p> <ul style="list-style-type: none"> • Workplace Functional Assessment Workshop; Employee Information session. Services rendered: Team Wellness Audits <p>These interventions are based on trends reflected in the quarterly reports and implemented to address employee or departmental needs.</p> <p>Information sessions were also provided to inform employees of the EHW service and how to access the Employee Health and Wellness (EHW) Programme. Promotional material such as posters, wallet cards including prize winning water bottles were distributed to the employees.</p>
<p>4. Has the department established (a) committee(s) as contemplated in Part VI E.5 (e) of Chapter 1 of the Public Service Regulations, 2016? If so, please provide the names of the members of the committee and the stakeholder(s) that they represent.</p>	✓		<p>The Provincial Employee Health and Wellness Steering Committee has been established with members nominated by each department.</p> <p>The Department is represented by Mr Devero Flandorp.</p>
<p>5. Has the department reviewed its employment policies and practices to ensure that these do not unfairly discriminate against employees on the basis of their HIV status? If so, list the employment policies/practices so reviewed.</p>	✓		<p>The Transversal Management Framework for Employee Health and Wellness Programmes in the Western Cape Government is in effect and was adopted by the Co-ordinating Chamber of the PSCBC for the Western Cape Province in December 2016. These policies are in the first draft of review, stakeholders have been consulted.</p> <p>In this regard, all employment policies make provision for fair practices, regardless of the HIV status of staff or applicants. Workplace practices are constantly monitored to ensure policy compliance and fairness.</p> <p>Under the EHW banner, four EHW Policies were approved which includes HIV & AIDS and TB Management that responds to the prevention of discrimination against employees affected and infected by HIV & AIDS and TB in the workplace.</p> <p>Further to this, the Department of Health, that is the lead department for HIV & AIDS, has approved the Transversal HIV</p>

Question	Yes	No	Details, if yes
			<p>and AIDS/STI Workplace Policy and Programme that is applicable to all departments of the Western Government. The document is in line with the four pillars of the EHW Strategic Framework 2008.</p> <p>During the reporting period, the transversal EHW policies including the HIV, AIDS and TB Management Policy have been audited by DPSA against the DPSA policies as well as the National Strategic Plan for HIV, TB and STIs (2023-2028) which ensures inclusivity and elimination of discrimination and stigma against employees with HIV.</p>
<p>6. Has the department introduced measures to protect HIV-positive employees or those perceived to be HIV-positive from discrimination? If so, list the key elements of these measures.</p>	<p>✓</p>		<p>The Provincial Strategic Plan on HIV & AIDS, STIs and TB 2023-2028 has been implemented to mainstream HIV and TB and its gender and rights-based dimensions into the core mandates to reduce HIV-related stigma.</p> <p>The aim is to:</p> <ul style="list-style-type: none"> • Reduce HIV and TB discrimination in the workplace. This included campaigns against unfair discrimination and empowerment of employees; and • Reduce unfair discrimination in access to services. This included ensuring that the Directorate Employee Relations addresses complaints or grievances relating to unfair discrimination and provides training to employees.
<p>7. Does the department encourage its employees to undergo HIV counselling and testing (HCT)? If so, list the results that you have you achieved.</p>	<p>✓</p>		<p>The Department was invited to participate in an HCT and Wellness screening session that was held on World Aids Day. One employee attended.</p>
<p>8. Has the department developed measures/indicators to monitor & evaluate the impact of its health promotion programme? If so, list these measures/indicators.</p>	<p>✓</p>		<p>The EHWP is monitored through Quarterly and Annual reporting and trend analysis can be derived through comparison of departmental utilisation and demographics i.e. age, gender, problem profiling, employee vs. manager utilisation, number of cases. Themes and trends also provide a picture of the risks and impact the EHW issues have on individual and the workplace.</p>

3.12. LABOUR RELATIONS

The following provincial collective agreements were entered into with trade unions for the period under review.

Table 3.12.1: Collective agreements, 1 April 2023 to 31 March 2024

Subject Matter	Date
GPSSBC Resolution 1 of 2024: Charter of the GPSSBC: Collective Bargaining	11 March 2024
GPSSBC Resolution 2 of 2024: Improvement in Conditions of Service: Special Leave	11 March 2024
PSCBC Resolution 3 of 2023: Enforcement of Collective Agreements in the Public Service	13 July 2023
PSCBC Resolution 1 of 2024: Rules for the Conduct of Proceedings before the PSCBC	1 March 2024

Table 3.12.2 summarises the outcome of disciplinary hearings conducted within the Department for the period.

Table 3.12.2: Misconduct and disciplinary hearings finalised, 1 April 2023 to 31 March 2024

Outcomes of disciplinary hearings	Number of cases finalised	% of total
Desertion (Dismissal)	1	33,3
Suspension without pay and a Final Written Warning	2	66,7
Total	3	100,0
Percentage of total employment		0,5

Note: Outcomes of disciplinary hearings refer to formal cases only.

Table 3.12.3: Types of misconduct addressed at disciplinary hearings, 1 April 2023 to 31 March 2024

Type of misconduct	Number	% of total
Absent from work without reason or permission	1	33,3
Abscondment	1	33,3
Steals bribes or commits fraud	1	33,3
Total	3	100,0

Table 3.12.4: Grievances lodged, 1 April 2023 to 31 March 2024

Grievances lodged	Number	% of total
Number of grievances resolved	9	100,0
Number of grievances not resolved	-	-
Total number of grievances lodged	9	100,0

Note: Grievances lodged refers to cases that were finalised within the reporting period. Grievances **not resolved** refers to cases where the outcome was **not in favour of the aggrieved**. All cases, resolved and not resolved have been finalised.

Table 3.12.5: Disputes lodged with Councils, 1 April 2023 to 31 March 2024

Disputes lodged with Councils	Number	% of total
None		

Table 3.12.6: Strike actions, 1 April 2023 to 31 March 2024

Strike actions	Number
None	

Table 3.12.7: Precautionary suspensions, 1 April 2023 to 31 March 2024

Precautionary suspensions	Number
Number of people suspended	1
Number of people whose suspension exceeded 30 days	1
Average number of days suspended	61 days
Cost (R'000) of suspensions	185

Note: Precautionary suspensions refer to staff who were suspended with full pay, whilst the case was being investigated.

3.13. SKILLS DEVELOPMENT

This section highlights the efforts of the Department with regard to skills development. Table 3.13.1 reflect the training needs as at the beginning of the period under review, and Table 3.13.2 the actual training provided.

Table 3.13.1: Training needs identified, 1 April 2023 to 31 March 2024

Occupational Categories	Gender	Number of employees as at 1 April 2023	Training needs identified at start of reporting period			
			Learnerships	Skills Programmes & other short courses	Other forms of training	Total
Legislators, senior officials and managers (Salary Band 13 – 16)	Female	5	-	11	-	11
	Male	7	-	32	-	32
Professionals (Salary Band 9 - 12)	Female	45	-	48	-	48
	Male	34	-	50	-	50
Technicians and associate professionals (Salary Band 6 - 8)	Female	108	-	170	-	170
	Male	85	-	114	-	114
Clerks (Salary Band 3 – 5)	Female	89	-	107	-	107
	Male	90	-	111	-	111
Elementary occupations (Salary Band 1 – 2)	Female	24	-	20	-	20
	Male	26	-	22	-	22
Sub Total	Female	271	-	356	-	356
	Male	242	-	329	-	329
Total		513	-	685	-	685
Employees with disabilities	Female	6	-	-	-	-
	Male	4	-	6	-	6

Note: The above table identifies the training needs at the start of the reporting period as per the Department's Workplace Skills Plan.

Table 3.13.2: Training provided, 1 April 2023 to 31 March 2024

Occupational Categories	Gender	Number of employees as at 31 March 2024	Training provided during the reporting period			
			Learnerships	Skills Programmes & other short courses	Other forms of training	Total
Legislators, senior officials and managers (Salary Band 13 – 16)	Female	5	-	4	-	4
	Male	7	-	4	-	4
Professionals (Salary Band 9 - 12)	Female	48	-	125	-	125
	Male	39	-	66	-	66
Technicians and associate professionals (Salary Band 6 - 8)	Female	102	-	180	-	180
	Male	73	-	116	-	116
Clerks (Salary Band 3 – 5)	Female	86	-	68	-	68
	Male	89	-	51	-	51
Elementary occupations (Salary Band 1 – 2)	Female	28	-	11	-	11
	Male	22	-	1	-	1
Sub Total	Female	269	-	388	-	388
	Male	230	-	238	-	238
Total		499	-	626	-	626
Employees with disabilities	Female	6	-	-	-	-
	Male	3	-	1	-	1

Note: The above table identifies the number of training courses attended by individuals during the period under review.

3.14. INJURY ON DUTY

This section provides basic information on injuries sustained whilst being on official duty.

Table 3.14.1: Injury on duty, 1 April 2023 to 31 March 2024

Nature of injury on duty	Number	% of total
Required basic medical attention only	-	-
Temporary disablement	1	100,0
Permanent disablement	-	-
Fatal	-	-
Total	1	100,0
Percentage of total employment		0,2

3.15. UTILISATION OF CONSULTANTS

Table 3.15.1: Consultant appointments using appropriated funds

PROGRAMME	CONSULTING FIRM	PROJECT TITLE	NATURE OF THE PROJECT	TOTAL NUMBER OF CONSULTANTS THAT WORKED ON THE PROJECT	DURATION: WORK DAYS/HOURS	CONTRACT VALUE IN RAND	TOTAL NUMBER OF PROJECTS	TOTAL INDIVIDUAL CONSULTANTS	BBBEE LEVEL
2	KATIE MOONEY	Conducting Research	To conduct research to inform exhibition concept and content for the Worcester Museum regarding organisations providing support to people with sensory disabilities with special reference to the national institutions for the blind and deaf	2	112 days	R199 300.00	1	2	4
4	UNIVERSITY OF THE WESTERN CAPE	The Case for Sport Research	The Department of Cultural Affairs and Sport (DCAS), in partnership with the Interdisciplinary Centre for Sport Science and Development (ICSSD) at the University of the Western Cape (UWC) initiated a research project and embarked on a research exercise to develop a Case for Sport and Recreation in the Western Cape.	1	365 days	R150 000.00	1	1	4
2	JOLINE YOUNG HERITAGE CONSULTANCY	Appointment of a Service Provider to conduct research on people who lived in the area, which is currently the Mossel Bay Municipality, before the arrival of Europeans for the Bartolomeu Dias Museum.	To undertake research to inform the content of long-term exhibitions at the Bartolomeu Dias Museum. The research focus is the people who lived in the area that is currently the Mossel Bay Municipality, with the time frame being the late stone age until the present, through their descendants.	2	112 days	R228 000.00	1	2	1

PROGRAMME	CONSULTING FIRM	PROJECT TITLE	NATURE OF THE PROJECT	TOTAL NUMBER OF CONSULTANTS THAT WORKED ON THE PROJECT	DURATION: WORK DAYS/HOURS	CONTRACT VALUE IN RAND	TOTAL NUMBER OF PROJECTS	TOTAL INDIVIDUAL CONSULTANTS	BBBEE LEVEL
4	PALMER DEVELOPMENT GROUP	YearBeyond Programme Evaluation on the Outcomes of Youth Volunteers	To conduct an evaluation of YearBeyond (YeBo) programme on the outcomes of youth volunteers.	6	84 days	R599 541.00	1	6	2
3	HP DS Afrika (Pty) Ltd	The development of a sustainable public library service delivery model for the Western Cape Province	A sustainable service delivery model is required to inform the continued provision of a public library service in the Western Cape within the constraints of a declining fiscus and an increase in the demand for library services.	4	56 days	R499 730.00	1	4	4

Table 3.15.2: Consultant appointments using Donor funds

PROGRAMME	CONSULTING FIRM	PROJECT TITLE	NATURE OF THE PROJECT	TOTAL NUMBER OF CONSULTANTS THAT WORKED ON THE PROJECT	DURATION: WORK DAYS/HOURS	CONTRACT VALUE IN RAND	TOTAL NUMBER OF PROJECTS	TOTAL INDIVIDUAL CONSULTANTS	BBBEE LEVEL
None									

Part E

PFMA COMPLIANCE REPORT



1. Irregular, Fruitless and Wasteful Expenditure, Unauthorised Expenditure, and Material Losses

1.1. Irregular expenditure

a) Reconciliation of irregular expenditure

Description	2023/24	2022/23
	R'000	R'000
Opening balance	12	492
Adjustment to opening balance		(480)
Opening balance as restated		12
Add: Irregular expenditure confirmed	15 324	
Less: Irregular expenditure condoned	(12)	
Less: Irregular expenditure not condoned and removed		
Less: Irregular expenditure recoverable ¹		
Less: Irregular expenditure not recoverable and written off		
Closing balance	15 324	12

'JPS Organisation' (R480 000): The Irregular Expenditure was previously disclosed as "confirmed irregular expenditure", while it was still under assessment. The Internal Control unit has subsequently conducted a determination test into the reported Irregular Expenditure, and the matter was concluded as non-compliance to internal policies, therefore there is no request for condonation but strengthening the internal control environment. The non-compliant expenditure was approved by the AO on 6 March 2024.

'Bhayeni Project Services' (R11 800): the Internal Control unit concluded the determination test, and the Irregular Expenditure was condoned by the Accounting Officer as the Relevant Authority on 29 September 2023.

'First Coast Technologies' (R15 324 499): the Irregular Expenditure resulted from an audit finding that indicated that the department did not comply with the SITA Act when specialized digitization scanners were procured. The department followed its own SCM process to procure the scanners. The identified irregular expenditure was confirmed on 17 April 2024, and referred to the Provincial Treasury, as the Relevant Authority, for possible condonation. The Department is awaiting a response from the Condonation Working Committee. It should be noted that all future costs on the same contract should be considered condoned with the condonation of the identified Irregular Expenditure.

¹ Transfer to receivables

Reconciling notes

Description	2023/24	2022/23 ²
	R'000	R'000
Irregular expenditure that was under assessment	0	493
Irregular expenditure that relates to the prior year and identified in the current year	0	0
Irregular expenditure for the current year	15 324	0
Total	15 324	493

Difference between the reconciliation and reconciliation notes is the R480 000 that was removed due to it being confirmed as a transgression of the Departmental policy and not SCM legislation.

b) Details of irregular expenditure (under assessment, determination, and investigation)

Description ³	2023/24	2022/23
	R'000	R'000
Irregular expenditure under assessment	0	0
Irregular expenditure under determination	0	15 816
Irregular expenditure under investigation	0	0
Total	0	15 816

There were no cases of identified irregular expenditure that was under assessment, under determination, or under investigation for the 2023-24 financial year.

'First Coast Technologies' (R15 324 499) was identified and confirmed on 17 April 2024, and referred to the Provincial Treasury, as the Relevant Authority, for possible condonation. The Department is awaiting a response from the Condonation Working Committee.

² Record amounts in the year in which it was incurred

³ Group similar items

c) Details of irregular expenditure condoned

Description	2023/24	2022/23
	R'000	R'000
Irregular expenditure condoned	12	1
Total	12	1

'Bhayeni Project Services' (R11 800) condoned in the current financial year (2023-24).

d) Details of irregular expenditure removed - (not condoned)

Description	2023/24	2022/23
	R'000	R'000
Irregular expenditure NOT condoned and removed	0	0
Total	0	0

e) Details of irregular expenditure recoverable

Description	2023/24	2022/23
	R'000	R'000
Irregular expenditure recoverable	0	0
Total	0	0

f) Details of irregular expenditure written off (irrecoverable)

Description	2023/24	2022/23
	R'000	R'000
Irregular expenditure written off	0	0
Total	0	0

Additional disclosure relating to Inter-Institutional Arrangements

g) Details of non-compliance cases where an institution is involved in an inter-institutional arrangement (where such institution is not responsible for the non-compliance)

Description
Not applicable
Total

h) Details of irregular expenditure cases where an institution is involved in an inter-institutional arrangement (where such institution is responsible for the non-compliance)⁴

Description	2023/24 ⁵	2022/23
	R'000	R'000
Not applicable	-	-
Total	0	0

i) Details of disciplinary or criminal steps taken as a result of irregular expenditure

Disciplinary steps taken
Not applicable

⁴ Refer to paragraphs 3.12, 3.13 and 3.14 of Annexure A (PFMA Compliance and Reporting Framework) to National Treasury Instruction No. 4 of 2022/2023

⁵ Amounts of irregular expenditure related to the current year must be disclosed in the annual financial statements

1.2. Fruitless and wasteful expenditure

a) Reconciliation of fruitless and wasteful expenditure

Description	2023/24	2022/23
	R'000	R'000
Opening balance	-	-
Adjustment to opening balance	-	-
Opening balance as restated	-	-
Add: Fruitless and wasteful expenditure confirmed	-	-
Less: Fruitless and wasteful expenditure recoverable ⁶	-	-
Less: Fruitless and wasteful expenditure not recoverable and written off	-	-
Closing balance	0	0

Reconciling notes

Description	2023/24	2022/23 ⁷
	R'000	R'000
Fruitless and wasteful expenditure that was under assessment	-	-
Fruitless and wasteful expenditure that relates to the prior year and identified in the current year	-	-
Fruitless and wasteful expenditure for the current year	-	-
Total	0	0

b) Details of fruitless and wasteful expenditure (under assessment, determination, and investigation)

Description ⁸	2023/24	2022/23
	R'000	R'000
Fruitless and wasteful expenditure under assessment	-	-
Fruitless and wasteful expenditure under determination	-	-
Fruitless and wasteful expenditure under investigation	-	-
Total	0	0

⁶ Transfer to receivables

⁷ Record amounts in the year in which it was incurred

⁸ Group similar items

c) Details of fruitless and wasteful expenditure recoverable

Description	2023/24	2022/23
	R'000	R'000
Fruitless and wasteful expenditure recoverable	-	-
Total	0	0

d) Details of fruitless and wasteful expenditure not recoverable and written off

Description	2023/24	2022/23
	R'000	R'000
Fruitless and wasteful expenditure written off	-	-
Total	0	0

e) Details of disciplinary or criminal steps taken as a result of fruitless and wasteful expenditure

Disciplinary steps taken
Not applicable

1.3. Unauthorised expenditure

a) Reconciliation of unauthorised expenditure

Description	2023/24	2022/23
	R'000	R'000
Opening balance	-	-
Adjustment to opening balance	-	-
Opening balance as restated	-	-
Add: Unauthorised expenditure confirmed	-	-
Less: Unauthorised expenditure approved with funding	-	-
Less: Unauthorised expenditure approved without funding	-	-
Less: Unauthorised expenditure recoverable ⁹	-	-
Less: Unauthorised not recoverable and written off ¹⁰	-	-
Closing balance	0	0

Reconciling notes

Description	2023/24	2022/23 ¹¹
	R'000	R'000
Unauthorised expenditure that was under assessment	-	-
Unauthorised expenditure that relates to the prior year and identified in the current year	-	-
Unauthorised expenditure for the current year	-	-
Total	0	0

⁹ Transfer to receivables

¹⁰ This amount may only be written off against available savings

¹¹ Record amounts in the year in which it occurred

b) Details of unauthorised expenditure (under assessment, determination, and investigation)

Description ¹²	2023/24	2022/23
	R'000	R'000
Unauthorised expenditure under assessment	-	-
Unauthorised expenditure under determination	-	-
Unauthorised expenditure under investigation	-	-
Total	0	0

1.4. Additional disclosure relating to material losses in terms of PFMA Section 40(3)(b)(i) &(iii)¹³

a) Details of material losses through criminal conduct

Material losses through criminal conduct	2023/24	2022/23
	R'000	R'000
Theft		
Other material losses	903	903
Less: Recoverable		
Less: Not recoverable and written off	(903)	
Total	-	903

A criminal case lodged by the Department in 2012, involved an official committing fraud. The case was concluded, and the accused was found guilty on two charges of fraud and one charge of money laundering and sentenced to a total of 18 years imprisonment. The Department consulted Provincial Forensic Services (PFS) to ascertain if the debt could be recovered from the accused. The Department was informed that the accused did not have assets to sell off and therefore a decision was made to write the debt off as irrecoverable which resulted in a loss to the Department.

¹² Group similar items

¹³ Information related to material losses must be disclosed in the annual financial statements

b) Details of other material losses

Nature of other material losses	2023/24	2022/23
	R'000	R'000
<i>Not applicable</i>	-	-
Total	0	0

c) Other material losses recoverable

Nature of losses	2023/24	2022/23
	R'000	R'000
<i>Not applicable</i>	-	-
Total	0	0

d) Other material losses not recoverable and written off

Nature of losses	2023/24	2022/23
	R'000	R'000
Accident damages – Government Motor Transport ¹	71	63
Staff Debt – Bad debts ²	9	18
Total	80	81

¹ All losses were investigated, concluded, and referred to Legal Services where applicable, before it was written off.

² Staff debt written off relates to salary related overpayments due to the timing of resignations. These cases were uneconomical to pursue and was written off.

2. Late and/or Non-payment of suppliers

Description	Number of invoices	Consolidated value R'000
Valid invoices received	2 572	94 211
Invoices paid within 30 days or agreed period	2 562	93 982
Invoices paid after 30 days or agreed period	10	229
Invoices older than 30 days or agreed period (unpaid and without dispute)	0	0
Invoices older than 30 days or agreed period (unpaid and in dispute)	0	0

The invoices paid after 30 days are mainly due to system related challenges and capturing errors. The matters were addressed by management where required.

2.1. Procurement by other means

Project description	Name of supplier	Type of procurement by other means	Contract number	Value of contract R'000
Venue Hire	EOAN Group	Limited Bid	OR-050282	50
Catering for an event	PORIUM	Limited Bid	OR-050108	24
MC for the Cultural Awards	JB Empowerment	Limited Bid	OR-050568	22
WC Big Walk (In respect of entries, services, timing, logistics, medical, water, marketing and administration)	Western Province Athletics	Limited Bid	OR-050572	307
Storage	Stor-Age	Limited Bid	OR-050647	28
Venue and Facilities for the Metro SRD	Stellenbosch University	Limited Bid	OR-050735	436
Case For Sport	UWC	Limited Bid	OR-050863	150
Encyclopaedias	Caxton Books	Limited Bid	WCL-62947	730
Development of a sustainable public library service delivery model	UCT	Limited Bid	OR-007242	500
Total				2 247

The Department's Accounting Officer System (AOS) makes provision for procurement by other means if it is impractical to enter into a competitive bidding process or if the market was non-responsive to a competitive bidding process.

The services procured through a limited bidding process as indicated in the table above met the requirements of procurement through a single source and/or sole service provider because it was impractical to procure the services through a competitive bidding process.

2.2. Contract variations and expansion

Project description	Name of supplier	Contract modification type (expansion or variation)	Contract number	Original contract value	Value of previous contract expansion/s or variation/s (if applicable)	Value of current contract expansion or variation
Laptops	Computron	Expansion	OR-006633	R467 620.82	0	R16 922.20
Pabx System	Northern Telecom	Expansion	OR-006609	R77 494.32	0	R9 360.00
Storage ¹	Stor-Age (Roeland Street Invest)	Expansion	OR-049494	R25 463.34	0	R24 189.66
Laptops	Deon Ferrier and Associates	Expansion	OR-049624	R48 011.48	0	R3 459.53
Security Services – Kraaifontein ²	Secuforce	Extension	OR-050049	R2 782 788.11	0	R162 198.34
Security Services - George ²	Secuforce	Extension	OR-050050	R1 978 216.40	0	R163 416.96
Security Services - Beaufort West ²	Bokwe	Extension	OR-050051	R1 492 297.50	0	R168 015.00
Security Services - Malmesbury ²	Secuforce	Extension	OR-050050	R2 798 939.15	0	R163 416.96
Security Services - Lavender Hill ²	Distinctive Choice	Extension	OR-050052	R6 266 436.94	0	R406 579.64
Security Services - Worcester Museum ²	Ensemble	Extension	OR-050036	R1 353 318.00	0	R207 508.76
Security Services - Dias Museum ²	Secuforce	Extension	OR-050035	R784 532.01	0	R112 808.52
Security Services - Dias Museum ²	MSEC	Extension	OR-050021	R43 783.92	0	R5 695.98
Security Services - George ²	Niqua	Extension	OR-059923	R83 738.03	0	R6 499.30
Catering	Porium Catering	Expansion	OR-050108	R24 200.00	0	R2 121.50
Security Services - Kraaifontein ²	Secuforce	Extension	OR-050349	R2 944 986.45	R162 198.34	R567 694.19

Project description	Name of supplier	Contract modification type (expansion or variation)	Contract number	Original contract value	Value of previous contract expansion/s or variation/s (if applicable)	Value of current contract expansion or variation
Security Services - George ²	Secuforce	Extension	OR-050350	R2 141 633.36	R163 416.96	R571 959.36
Security Services - Beaufort West ²	Bokwe	Extension	OR-050352	R1 660 312.50	R168 015	R660 466.24
Security Services - Malmesbury ²	Secuforce	Extension	OR-050351	R2 962 356.11	R163 416.96	R571 959.36
Security Services - Lavender Hill ²	Distinctive Choice	Extension	OR-050381	R6 673 016.58	R406 579.64	R1 423 028.74
Security Services - Worcester Museum ²	Ensemble	Extension	OR-050393	R1 560 826.76	R207 508.76	R730 134.16
Security Services - Dias Museum ²	Secuforce	Extension	OR-050392	R897 340.53	R112 808.52	R394 829.82
Security Services - Dias Museum ²	Msec	Extension	OR-050390	R49 479.90	R5 695.98	R19 935.93
Security Services - George ²	Niqua	Extension	OR-050394	R90 237.33	R6 499.3	R27 558.37
Youth Camp ³	Waterval	Expansion	BID 5/1/3 CAS 08/2021	R3 246 870.00	0	R418 898.12
Catering	Catering in the Karoo	Expansion	OR-049988	R5 400.00	0	R6 950.00
Catering	Catering in the Karoo	Expansion	OR-049965	R9 000.00	0	R7 150.00
Print, Layout, Design ⁴	Safri-Con Investments	Expansion	OR-050952	R582 030.80	0	R26 400.00
TOTAL						R 6 879 156.64

¹ Expansion due to sport equipment being held until the legal matter with TRF is resolved. Refer to Note 16.1 (Contingent liabilities) in the Annual Financial Statements, for the detail of the matter.

² Expansion is due to the extension of the Provincial Transversal Security Framework. The implementation of the new Framework was delayed due to technical issues experienced relating to the bidding process.

³ Expansion is mainly due to increased youth participation in the event over the duration of the contract.

⁴ Expansion is due to an increase in the scope of the original specifications.

The expansions and extensions complied with the Departmental AOS and SCM delegations and were approved by the Delegated Authority. All expansions and extensions were reported to the Provincial Treasury as required.

Part F

FINANCIAL INFORMATION



1. Report of the Auditor General

Report of the auditor-general to the Western Cape Provincial Parliament on vote no. 13: Western Cape Department of Cultural Affairs and Sport

Report on the audit of the financial statements

Opinion

1. I have audited the financial statements of the Western Cape Department of Cultural Affairs and Sport set out on pages 214 to 259, which comprise the appropriation statement, statement of financial position as at 31 March 2024, statement of financial performance, statement of changes in net assets and cash flow statement for the year then ended, as well as notes to the financial statements, including a summary of significant accounting policies.
2. In my opinion, the financial statements present fairly, in all material respects, the financial position of the Western Cape Department of Cultural Affairs and Sport as at 31 March 2024 and its financial performance and cash flows for the year then ended in accordance with the Modified Cash Standard (MCS) prescribed by the National Treasury and the requirements of the Public Finance Management Act 1 of 1999 (PFMA) and the Division of Revenue Act 5 of 2023 (DORA).

Basis for opinion

3. I conducted my audit in accordance with the International Standards on Auditing (ISAs). My responsibilities under those standards are further described in the responsibilities of the auditor-general for the audit of the financial statements section of my report.
4. I am independent of the department in accordance with the International Ethics Standards Board for Accountants' *International code of ethics for professional accountants (including International Independence Standards)* (IESBA code) as well as other ethical requirements that are relevant to my audit in South Africa. I have fulfilled my other ethical responsibilities in accordance with these requirements and the IESBA code.
5. I believe that the audit evidence I have obtained is sufficient and appropriate to provide a basis for my opinion.

Emphasis of matter

6. I draw attention to the matter below. My opinion is not modified in respect of this matter.

Material losses

7. As disclosed in note 25.3 to the financial statements, material losses of R14 439 000 were incurred as a result of assets written off following the loss control process and that was approved for write off during the reporting period.

Other matter

8. I draw attention to the matter below. My opinion is not modified in respect of this matter.

Unaudited supplementary schedules

9. The supplementary information set out on pages 260 to 276 does not form part of the financial statements and is presented as additional information. I have not audited these schedules and accordingly, I do not express an opinion on them.

Responsibilities of the accounting officer for the financial statements

10. The accounting officer is responsible for the preparation and fair presentation of the financial statements in accordance with the MCS and the requirements of the PFMA and DORA; and for such internal control as the accounting officer determines is necessary to enable the preparation of financial statements that are free from material misstatement, whether due to fraud or error.

11. In preparing the financial statements, the accounting officer is responsible for assessing the department's ability to continue as a going concern; disclosing, as applicable, matters relating to going concern; and using the going concern basis of accounting unless the appropriate governance structure either intends to liquidate the department or to cease operations, or has no realistic alternative but to do so.

Responsibilities of the auditor-general for the audit of the financial statements

12. My objectives are to obtain reasonable assurance about whether the financial statements as a whole are free from material misstatement, whether due to fraud or error; and to issue an auditor's report that includes my opinion. Reasonable assurance is a high level of assurance but is not a guarantee that an audit conducted in accordance with the ISAs will always detect a material misstatement when it exists. Misstatements can arise from fraud or error and are considered material if, individually or in aggregate, they could reasonably be expected to influence the economic decisions of users taken on the basis of these financial statements.

13. A further description of my responsibilities for the audit of the financial statements is included in the annexure to this auditor's report. This description, which is located at page 209, forms part of my auditor's report.

Report on the annual performance report

14. In accordance with the Public Audit Act 25 of 2004 (PAA) and the general notice issued in terms thereof, I must audit and report on the usefulness and reliability of the reported performance information against predetermined objectives for the selected material performance indicators presented in the annual performance report. The accounting officer is responsible for the preparation of the annual performance report.

15. I selected the following material performance indicators related to programme 3: library and archives services, presented in the annual performance report for the year ended 31 March 2024. I selected those indicators that measure the department's performance

on its primary mandated functions and that are of significant national, community or public interest.

- Number of libraries established per year
- Number of library copies procured
- Number of library service points
- Number of registered library users
- Number of literacy interventions presented in public libraries in the Western Cape
- Number of oral history recordings collected
- Number of visits by researchers to the archives
- Number of archivalia (documents) restored
- Number of inventories compiled and updated

16. I evaluated the reported performance information for the selected material performance indicators against the criteria developed from the performance management and reporting framework, as defined in the general notice. When an annual performance report is prepared using these criteria, it provides useful and reliable information and insights to users on the department's planning and delivery on its mandate and objectives.

17. I performed procedures to test whether:

- the indicators used for planning and reporting on performance can be linked directly to the department's mandate and the achievement of its planned objectives
- all the indicators relevant for measuring the department's performance against its primary mandated and prioritised functions and planned objectives are included
- the indicators are well defined to ensure that they are easy to understand and can be applied consistently, as well as verifiable so that I can confirm the methods and processes to be used for measuring achievements
- the targets can be linked directly to the achievement of the indicators and are specific, time bound and measurable to ensure that it is easy to understand what should be delivered and by when, the required level of performance as well as how performance will be evaluated
- the indicators and targets reported on in the annual performance report are the same as those committed to in the approved initial or revised planning documents
- the reported performance information is presented in the annual performance report in the prescribed manner

- there is adequate supporting evidence for the achievements reported and for the reasons provided for any over- or underachievement of targets.

18. I performed the procedures to report material findings only; and not to express an assurance opinion or conclusion.

19. I did not identify any material findings on the reported performance information for the selected indicators.

Other matter

20. I draw attention to the matter below.

Achievement of planned targets

21. The annual performance report includes information on reported achievements against planned targets and provides explanations for over or underachievement.

22. The table that follows provide information on the achievement of planned targets and lists the key indicators that were not achieved as reported in the annual performance report. The reasons for any underachievement of targets are included in the annual performance report on pages 83 to 87.

Programme 3: library and archives services

<i>Targets achieved: 92%</i>		
<i>Budget spent: 98%</i>		
Key indicator not achieved	Planned target	Reported achievement
3.2.13 Number of registered library users	671 839	489 779

Report on compliance with legislation

23. In accordance with the PAA and the general notice issued in terms thereof, I must audit and report on compliance with applicable legislation relating to financial matters, financial management and other related matters. The accounting officer is responsible for the department's compliance with legislation.

24. I performed procedures to test compliance with selected requirements in key legislation in accordance with the findings engagement methodology of the Auditor-General of South Africa (AGSA). This engagement is not an assurance engagement. Accordingly, I do not express an assurance opinion or conclusion.

25. Through an established AGSA process, I selected requirements in key legislation for compliance testing that are relevant to the financial and performance management of the department, clear to allow consistent measurement and evaluation, while also sufficiently detailed and readily available to report in an understandable manner. The selected legislative requirements are included in the annexure to this auditor's report.

26. I did not identify any material non-compliance with the selected legislative requirements.

Other information in the annual report

27. The accounting officer is responsible for the other information included in the annual report. The other information referred to does not include the financial statements, the auditor's report and those selected material indicators in the scoped-in programme presented in the annual performance report that have been specifically reported on in this auditor's report.
28. My opinion on the financial statements, the report on the audit of the annual performance report and the report on compliance with legislation do not cover the other information included in the annual report and I do not express an audit opinion or any form of assurance conclusion on it.
29. My responsibility is to read this other information and, in doing so, consider whether it is materially inconsistent with the financial statements and the selected material indicators in the scoped-in programme presented in the annual performance report or my knowledge obtained in the audit, or otherwise appears to be materially misstated.
30. I did not receive the other information prior to the date of this auditor's report. When I do receive and read the other information, if I conclude that there is a material misstatement therein, I am required to communicate the matter to those charge with governance and request that the other information be corrected. If the other information is not corrected, I may have to retract this auditor's report and re-issue an amended report as appropriate. However, if it is corrected this will not be necessary.

Internal control deficiencies

31. I considered internal control relevant to my audit of the financial statements, annual performance report and compliance with applicable legislation; however, my objective was not to express any form of assurance on it.
32. I did not identify any significant deficiencies in internal control.

Auditor - General
Cape Town

31 July 2024



AUDITOR - GENERAL
SOUTH AFRICA

Auditing to build public confidence

Annexure to the auditor's report

The annexure includes the following:

- The auditor-general's responsibility for the audit
- The selected legislative requirements for compliance testing

Auditor-general's responsibility for the audit

Professional judgement and professional scepticism

As part of an audit in accordance with the ISAs, I exercise professional judgement and maintain professional scepticism throughout my audit of the financial statements and the procedures performed on reported performance information for selected material performance indicators and on the department's compliance with selected requirements in key legislation.

Financial statements

In addition to my responsibility for the audit of the financial statements as described in this auditor's report, I also:

- identify and assess the risks of material misstatement of the financial statements, whether due to fraud or error; design and perform audit procedures responsive to those risks; and obtain audit evidence that is sufficient and appropriate to provide a basis for my opinion. The risk of not detecting a material misstatement resulting from fraud is higher than for one resulting from error, as fraud may involve collusion, forgery, intentional omissions, misrepresentations, or the override of internal control
- obtain an understanding of internal control relevant to the audit in order to design audit procedures that are appropriate in the circumstances, but not for the purpose of expressing an opinion on the effectiveness of the department's internal control
- evaluate the appropriateness of accounting policies used and the reasonableness of accounting estimates and related disclosures made
- conclude on the appropriateness of the use of the going concern basis of accounting in the preparation of the financial statements. I also conclude, based on the audit evidence obtained, whether a material uncertainty exists relating to events or conditions that may cast significant doubt on the ability of the department to continue as a going concern. If I conclude that a material uncertainty exists, I am required to draw attention in my auditor's report to the related disclosures in the financial statements about the material uncertainty or, if such disclosures are inadequate, to modify my opinion on the financial statements. My conclusions are based on the information available to me at the date of this auditor's report. However, future events or conditions may cause a department to cease operating as a going concern
- evaluate the overall presentation, structure and content of the financial statements, including the disclosures, and determine whether the financial statements represent the underlying transactions and events in a manner that achieves fair presentation.

Communication with those charged with governance

I communicate with the accounting officer regarding, among other matters, the planned scope and timing of the audit and significant audit findings, including any significant deficiencies in internal control that I identify during my audit.

I also provide the accounting officer with a statement that I have complied with relevant ethical requirements regarding independence and communicate with them all relationships and other matters that may reasonably be thought to bear on my independence and, where applicable, actions taken to eliminate threats or safeguards applied.

Compliance with legislation – selected legislative requirements

The selected legislative requirements are as follows:

Legislation	Sections or regulations
Public Finance Management Act 1 of 1999	Section 1; Sections 38(1)(b); 38(1)(c)(i); 38(1)(c)(ii); 38(1)(d); 38(1)(f); Sections 38(1)(h)(iii); 38(1)(j); 39(1)(a); 39(2)(a); Sections 40(1)(a); 40(1)(b); 40(1)(c)(i); Sections 43(1); 43(4); Sections 44(1); 44(2); Section 45(b)
Treasury Regulations, 2005	Regulations 4.1.1; 4.1.3; Regulations 5.1.1; 5.2.1; 5.2.3(a); 5.2.3(d); 5.3.1; Regulations 6.3.1(a); 6.3.1(b); 6.3.1(c); 6.3.1(d); 6.4.1(b); Regulation 7.2.1; Regulations 8.1.1; 8.2.1; 8.2.2; 8.2.3; 8.4.1; Regulations 9.1.1; 9.1.4; Regulations 10.1.1(a); 10.1.2; Regulations 11.4.1; 11.4.2; 11.5.1; Regulation 12.5.1; 15.10.1.2(c); Regulations 16A3.2; 16A3.2(a); 16A6.1; 16A6.2(a); 16A6.2(b); Regulations 16A6.3(a); 16A6.3(b); 16A6.3(c); 16A 6.3(e); 16A6.4; Regulations 16A6.5; 16A6.6; 16A7.1; 16A7.3; 16A7.6; 16A7.7; Regulations 16A8.3; 16A8.4; 16A9.1(b)(ii); Regulations 16A 9.1(d); 16A 9.1(e); 16A9.1(f); 16A9.2; 16A9.2(a)(ii); Regulations 17.1.1; 18.2; 19.8.4
Construction Industry Development Board Act 38 of 2000	Section 18(1)
Construction Industry Development Board Regulations, 2004	Regulation 17; Regulation 25(7A)
Division of Revenue Act 5 of 2023	Section 11(6)(a); Section 12(5); Sections 16(1); 16(3); 16(3)(a)(i); 16(3)(a)(ii)(bb)
Second amendment National Treasury Instruction No. 5 of 2020/21	Paragraph 1
Erratum National Treasury Instruction No. 5 of 2020/21	Paragraph 2
National Treasury Instruction No 5 of 2020/21	Paragraphs 4.8; 4.9; Paragraph 5.3

Legislation	Sections or regulations
National Treasury Instruction No. 1 of 2021/22	Paragraph 4.1.
National Treasury Instruction No. 4 of 2015/16	Paragraph 3.4
National Treasury SCM Instruction No. 4A of 2016/17	Paragraph 6
National Treasury SCM Instruction No. 03 of 2021/22	Paragraphs 4.1; 4.2 (b); 4.3; 4.4(a); 4.17; Paragraphs 7.2; 7.6
National Treasury SCM Instruction No. 11 of 2020/21	Paragraphs 3.4(a); 3.4(b); 3.9
National Treasury SCM Instruction No. 2 of 2021/22	Paragraphs 3.2.1; 3.2.4; 3.2.4(a); Paragraph 3.3.1
Practice Note 5 of 2009/10	Paragraph 3.3
Practice Note 7 of 2009/10	Paragraph 4.1.2
Preferential Procurement Policy Framework Act 5 of 2000	Section 1; Sections 2.1(a); 2.1(f)
Preferential Procurement Regulation, 2022	Regulations 4.1; 4.2; 4.3; 4.4; Regulations 5.1; 5.2; 5.3; 5.4
Preferential Procurement Regulation, 2017	Regulations 4.1; 4.2; Regulations 5.1; 5.3; 5.6; 5.7; Regulations 6.1; 6.2; 6.3; 6.6; 6.8; Regulations 7.1; 7.2; 7.3; 7.6; 7.8; Regulations 8.2; 8.5; Regulation 9.1; Regulations 10.1; 10.2; Regulations 11.1; 11.2
Prevention and Combating of Corrupt Activities Act 12 of 2004	Section 34(1)
Public Service Regulations, 2016	Regulations 25(1)(e)(i); 25(1)(e)(iii)
State Information Technology Agency Act 88 of 1998	Section 7(3)

2. Annual Financial Statements

ANNUAL FINANCIAL STATEMENTS FOR THE WESTERN CAPE DEPARTMENT OF CULTURAL AFFAIRS AND SPORT FOR THE YEAR ENDED 31 MARCH 2024

Table of Contents

Appropriation Statement	214
Notes to the Appropriation Statement	220
Statement of Financial Performance	222
Statement of Financial Position	223
Statement of Changes in Net Assets	224
Cash Flow Statement	225
Notes to the Annual Financial Statements (including Accounting Policies)	226
Annexures	261

**WESTERN CAPE DEPARTMENT OF CULTURAL AFFAIRS AND SPORT
VOTE 13**

**APPROPRIATION STATEMENT
for the year ended 31 March 2024**

Appropriation per programme									
2023/24								2022/23	
	Approved Budget	Shifting of Funds	Virement	Final Budget	Actual Expenditure	Variance	Expenditure as % of final budget	Final Budget	Actual Expenditure
	R'000	R'000	R'000	R'000	R'000	R'000	%	R'000	R'000
Programme									
1. Administration	70 732	-	(2 088)	68 644	67 955	689	99.0%	68 960	68 951
2. Cultural Affairs	136 136	-	3 352	139 488	138 921	567	99.6%	136 132	129 511
3. Library & Archive Services	436 262	-	(50)	436 212	425 698	10 514	97.6%	440 018	431 738
4. Sport and Recreation	245 160	-	(1 214)	243 946	241 628	2 318	99.0%	293 357	286 587
Subtotal	888 290	-	-	888 290	874 202	14 088	98.4%	938 467	916 787
TOTAL									
Reconciliation with statement of financial performance									
ADD									
Departmental receipts				1 511				3 462	
Actual amounts per statement of financial performance (Total revenue)				889 801				941 929	
Actual amounts per statement of financial performance (Total expenditure)					874 202				916 787

**WESTERN CAPE DEPARTMENT OF CULTURAL AFFAIRS AND SPORT
VOTE 13**

**APPROPRIATION STATEMENT
for the year ended 31 March 2024**

Appropriation per economic classification									
	2023/24							2022/23	
	Approved Budget	Shifting of Funds	Virement	Final Budget	Actual Expenditure	Variance	Expenditure as % of final budget	Final Budget	Actual expenditure
	R'000	R'000	R'000	R'000	R'000	R'000	%	R'000	R'000
Economic classification									
Current payments	386 427	(546)	(3 070)	382 811	368 723	14 088	96.3%	396 702	375 544
Compensation of employees	233 968	(694)	-	233 274	227 749	5 525	97.6%	231 089	223 088
Goods and services	152 459	148	(3 070)	149 537	140 974	8 563	94.3%	165 613	152 456
Transfers and subsidies	482 295	51	3 090	485 436	485 436	-	100.0%	504 279	504 279
Provinces and municipalities	298 185	-	-	298 185	298 185	-	100.0%	282 007	282 007
Departmental agencies and accounts	2 933	254	1 500	4 687	4 687	-	100.0%	2 973	2 973
Non-profit institutions	177 934	(815)	1 590	178 709	178 709	-	100.0%	213 853	213 853
Households	3 243	612	-	3 855	3 855	-	100.0%	5 446	5 446
Payments for capital assets	19 552	(472)	(20)	19 060	19 060	-	100.0%	37 405	36 883
Machinery and equipment	19 552	(472)	(20)	19 060	19 060	-	100.0%	37 405	36 883
Payments for financial assets	16	967	-	983	983	-	100.0%	81	81
Total	888 290	-	-	888 290	874 202	14 088	98.4%	938 467	916 787

**WESTERN CAPE DEPARTMENT OF CULTURAL AFFAIRS AND SPORT
VOTE 13**

**APPROPRIATION STATEMENT
for the year ended 31 March 2024**

Programme 1: Administration									
	2023/24							2022/23	
	Approved Budget	Shifting of Funds	Virement	Final Budget	Actual Expenditure	Variance	Expenditure as % of final Budget	Final Budget	Actual expenditure
	R'000	R'000	R'000	R'000	R'000	R'000	%	R'000	R'000
Sub programme									
1. Office of the MEC	8 683	565	-	9 248	9 198	50	99.5%	8 682	8 674
2. Financial Management	34 876	(565)	(932)	33 379	33 058	321	99.0%	34 139	34 139
3. Management Services	27 173	-	(1 156)	26 017	25 699	318	98.8%	26 139	26 138
Total for sub programmes	70 732	-	(2 088)	68 644	67 955	689	99.0%	68 960	68 951
Economic classification									
Current payments	67 206	412	(2 088)	65 530	64 841	689	98.9%	64 422	64 413
Compensation of employees	53 929	(60)	-	53 869	53 180	689	98.7%	52 697	52 689
Goods and services	13 277	472	(2 088)	11 661	11 661	-	100.0%	11 725	11 724
Transfers and subsidies	611	61	-	672	672	-	100.0%	1 130	1 130
Departmental agencies and accounts	22	1	-	23	23	-	100.0%	21	21
Non-profit institutions	-	-	-	-	-	-	-	1	1
Households	589	60	-	649	649	-	100.0%	1 108	1 108
Payments for capital assets	2 915	(497)	-	2 418	2 418	-	100.0%	3 393	3 393
Machinery and equipment	2 915	(497)	-	2 418	2 418	-	100.0%	3 393	3 393
Payments for financial assets	-	24	-	24	24	-	100.0%	15	15
Total	70 732	-	(2 088)	68 644	67 955	689	99.0%	68 960	68 951

**WESTERN CAPE DEPARTMENT OF CULTURAL AFFAIRS AND SPORT
VOTE 13**

**APPROPRIATION STATEMENT
for the year ended 31 March 2024**

Programme 2: Cultural Affairs									
2023/24								2022/23	
	Approved Budget	Shifting of Funds	Virement	Final Budget	Actual Expenditure	Variance	Expenditure as % of final budget	Final Budget	Actual expenditure
	R'000	R'000	R'000	R'000	R'000	R'000	%	R'000	R'000
Sub programme									
1. Management	4 000	165	-	4 165	4 159	6	99.9%	4 636	4 266
2. Arts and Culture	45 462	(233)	2 596	47 825	47 825	-	100.0%	42 600	41 136
3. Museum Services	68 133	425	756	69 314	69 092	222	99.7%	69 332	67 403
4. Heritage Resource Management Services	11 995	(145)	-	11 850	11 622	228	98.1%	13 657	11 159
5. Language Service	6 546	(212)	-	6 334	6 223	111	98.2%	5 907	5 547
Total for sub programmes	136 136	-	3 352	139 488	138 921	567	99.6%	136 132	129 511
Economic classification									
Current payments	80 529	(569)	232	80 192	79 625	567	99.3%	84 275	77 654
Compensation of employees	65 833	(590)	-	65 243	64 676	567	99.1%	68 473	64 533
Goods and services	14 696	21	232	14 949	14 949	-	100.0%	15 802	13 121
Transfers and subsidies	52 941	786	3 120	56 847	56 847	-	100.0%	49 386	49 386
Departmental agencies and accounts	2 911	253	1 500	4 664	4 664	-	100.0%	2 952	2 952
Non-profit institutions	47 928	25	1 620	49 573	49 573	-	100.0%	43 506	43 506
Households	2 102	508	-	2 610	2 610	-	100.0%	2 928	2 928
Payments for capital assets	2 662	(223)	-	2 439	2 439	-	100.0%	2 464	2 464
Machinery and equipment	2 662	(223)	-	2 439	2 439	-	100.0%	2 464	2 464
Payments for financial assets	4	6	-	10	10	-	100.0%	7	7
Total	136 136	-	3 352	139 488	138 921	567	99.6%	136 132	129 511

**WESTERN CAPE DEPARTMENT OF CULTURAL AFFAIRS AND SPORT
VOTE 13**

**APPROPRIATION STATEMENT
for the year ended 31 March 2024**

Programme 3: Library & Archive Services									
2023/24								2022/23	
	Approved Budget	Shifting of Funds	Virement	Final Budget	Actual Expenditure	Variance	Expenditure as % of final budget	Final Budget	Actual expenditure
	R'000	R'000	R'000	R'000	R'000	R'000	%	R'000	R'000
Sub programme									
1. Management	9 308	(164)	(30)	9 114	9 082	32	99.6%	9 329	7 815
2. Library Services	397 330	820	-	398 150	394 706	3 444	99.1%	379 462	379 336
3. Archives	29 624	(656)	(20)	28 948	21 910	7 038	75.7%	51 227	44 587
Total for sub programmes	436 262	-	(50)	436 212	425 698	10 514	97.6%	440 018	431 738
Economic classification									
Current payments	126 847	23	-	126 870	116 356	10 514	91.7%	129 673	121 915
Compensation of employees	77 969	(5)	-	77 964	75 615	2 349	97.0%	74 686	73 991
Goods and services	48 878	28	-	48 906	40 741	8 165	83.3%	54 987	47 924
Transfers and subsidies	301 155	5	(30)	301 130	301 130	-	100.0%	285 222	285 222
Provinces and municipalities	295 251	-	-	295 251	295 251	-	100.0%	279 958	279 958
Non-profit institutions	5 442	-	(30)	5 412	5 412	-	100.0%	4 499	4 499
Households	462	5	-	467	467	-	100.0%	765	765
Payments for capital assets	8 252	(931)	(20)	7 301	7 301	-	100.0%	25 098	24 576
Machinery and equipment	8 252	(931)	(20)	7 301	7 301	-	100.0%	25 098	24 576
Payments for financial assets	8	903	-	911	911	-	100.0%	25	25
Total	436 262	-	(50)	436 212	425 698	10 514	97.6%	440 018	431 738

**WESTERN CAPE DEPARTMENT OF CULTURAL AFFAIRS AND SPORT
VOTE 13**

**APPROPRIATION STATEMENT
for the year ended 31 March 2024**

Programme 4: Sport and Recreation									
	2023/24							2022/23	
	Approved Budget	Shifting of Funds	Virement	Final Budget	Actual Expenditure	Variance	Expenditure as % of final budget	Final Budget	Actual expenditure
	R'000	R'000	R'000	R'000	R'000	R'000	%	R'000	R'000
Sub programme									
1. Management	17 502	(831)	(413)	16 258	16 218	40	99.8%	46 218	46 218
2. Sport	63 562	276	(612)	63 226	62 501	725	98.9%	70 343	69 957
3. Recreation	18 252	507	-	18 759	18 551	208	98.9%	18 239	18 239
4. School Sport	47 972	169	(167)	47 974	47 031	943	98.0%	48 358	45 819
5. MOD Programme	40 402	(477)	(22)	39 903	39 532	371	99.1%	40 732	39 488
6. Youth Programmes	57 470	356	-	57 826	57 795	31	99.9%	69 467	66 866
Total for sub programmes	245 160	-	(1 214)	243 946	241 628	2 318	99.0%	293 357	286 587
Economic classification									
Current payments	111 845	(412)	(1 214)	110 219	107 901	2 318	97.9%	118 332	111 562
Compensation of employees	36 237	(39)	-	36 198	34 278	1 920	94.7%	35 233	31 875
Goods and services	75 608	(373)	(1 214)	74 021	73 623	398	99.5%	83 099	79 687
Transfers and subsidies	127 588	(801)	-	126 787	126 787	-	100.0%	168 541	168 541
Provinces and municipalities	2 934	-	-	2 934	2 934	-	100.0%	2 049	2 049
Non-profit institutions	124 564	(840)	-	123 724	123 724	-	100.0%	165 847	165 847
Households	90	39	-	129	129	-	100.0%	645	645
Payments for capital assets	5 723	1 179	-	6 902	6 902	-	100.0%	6 450	6 450
Machinery and equipment	5 723	1 179	-	6 902	6 902	-	100.0%	6 450	6 450
Payments for financial assets	4	34	-	38	38	-	100.0%	34	34
Total	245 160	-	(1 214)	243 946	241 628	2 318	99.0%	293 357	286 587

**WESTERN CAPE DEPARTMENT OF CULTURAL AFFAIRS AND SPORT
VOTE 13**

**NOTES TO THE APPROPRIATION STATEMENT
for the year ended 31 March 2024**

1. Detail of transfers and subsidies as per Appropriation Act (after Virement)

Detail of these transactions can be viewed in the note 6 on Transfers and Subsidies, and Annexure 1A-D of the Annual Financial Statements.

2. Detail of specifically and exclusively appropriated amounts voted (after Virement)

Detail of these transactions can be viewed in note 1 on Annual Appropriation to the Annual Financial Statements.

3. Detail on payments for financial assets

Detail of these transactions can be viewed in note 5 on Payments for financial assets to the Annual Financial Statements.

4. Explanations of material variances from Amounts Voted (after Virement):

4.1 Per programme

Programme	Final Budget	Actual Expenditure	Variance	Variance as a % of Final Budget
	R'000	R'000	R'000	%
Administration	68 644	67 955	689	1.0%
Cultural Affairs	139 488	138 921	567	0.4%
Library and Archive Services ¹	436 212	425 698	10 514	2.4%
Sport and Recreation	243 946	241 628	2 318	1.0%
Total	888 290	874 202	14 088	1.6%

¹ The under expenditure relates to:

- A delay in the filling of posts (**Compensation of Employees (CoE)**) due to the DPSA Directive on the implementation of control measures: Fiscal sustainability when creating and filling vacant posts in Departments. The directive applied to all requests to create and fill posts not yet approved on 17 October 2023. It required all vacant funded post to be subjected to an approval process based on motivation against set criteria and the approval of which had to receive concurrence by the Premier.
- Library books purchased, which could not be delivered by 31 March 2024 (**Goods and Services**). A request to roll the funds over to the 2024/25 financial year was submitted to Provincial Treasury; and
- Delays with the procurement of projects relating to a Digital Signing Solution (DSS) for the MyContent (an Enterprise Content Management (ECM) system) which was facilitated by the State Information Technology Agency (SITA). In addition, the ECM Comprehensive Rollout was delayed as a suitable service provider could not be found (**Goods and Services**). Security services were terminated at three Shared Facilities due to non-performance of the security company (**Goods and Services**). A request to reallocate the funds in the 2024/25 financial year was submitted to Provincial Treasury.

**WESTERN CAPE DEPARTMENT OF CULTURAL AFFAIRS AND SPORT
VOTE 13**

**NOTES TO THE APPROPRIATION STATEMENT
for the year ended 31 March 2024**

4.2 Per economic classification

Economic classification	Final Budget	Actual Expenditure	Variance	Variance as a % of Final Budget
	R'000	R'000	R'000	%
Current payments	382 811	368 723	14 088	3.66%
Compensation of employees	233 274	227 749	5 525	2.4%
Goods and services	149 537	140 974	8 563	5.7%
Transfers and subsidies	485 436	485 436	-	0.0%
Provinces and municipalities	298 185	298 185	-	0.0%
Departmental agencies and accounts	4 687	4 687	-	0.0%
Non-profit institutions	178 709	178 709	-	0.0%
Households	3 855	3 855	-	0.0%
Payments for capital assets	19 060	19 060	-	0.0%
Machinery and equipment	19 060	19 060	-	0.0%
Payments for financial assets	983	983	-	0.0%
Total	888 290	874 202	14 088	1.6%

Refer to the explanation in Note 4.1 above.

4.3 Per conditional grant

Conditional grant	Final Budget	Actual Expenditure	Variance	Variance as a percentage of Final Budget
	R'000	R'000	R'000	%
Community Library Services Grant	193 331	193 331	-	0.0%
Mass Participation and Sport Development Grant	57 971	57 971	-	0.0%
Expanded Public Works Programme Integrated Grant for Provinces	2 956	2 956	-	0.0%
Social Sector EPWP Incentive Grant for Provinces	4 357	4 357	-	0.0%
Total	258 615	258 615	-	0.0%

**WESTERN CAPE DEPARTMENT OF CULTURAL AFFAIRS AND SPORT
VOTE 13**

**STATEMENT OF FINANCIAL PERFORMANCE
for the year ended 31 March 2024**

	Note	2023/24 R'000	2022/23 R'000
REVENUE			
Annual appropriation	1	888 290	938 467
Departmental revenue	2	1 511	3 462
TOTAL REVENUE		889 801	941 929
EXPENDITURE			
Current expenditure		368 723	375 544
Compensation of employees	3	227 749	223 088
Goods and services	4	140 974	152 456
Transfers and subsidies		485 436	504 279
Transfers and subsidies	6	485 436	504 279
Expenditure for capital assets		19 060	36 883
Tangible assets	7	19 060	36 883
Payments for financial assets	5	983	81
TOTAL EXPENDITURE		874 202	916 787
SURPLUS FOR THE YEAR		15 599	25 142
Reconciliation of Net Surplus for the year			
Voted funds		14 088	21 680
Annual appropriation		14 088	21 680
Departmental revenue and NRF receipts	12	1 511	3 462
SURPLUS FOR THE YEAR		15 599	25 142

**WESTERN CAPE DEPARTMENT OF CULTURAL AFFAIRS AND SPORT
VOTE 13**

**STATEMENT OF FINANCIAL POSITION
as at 31 March 2024**

	Note	2023/24 R'000	2022/23 R'000
ASSETS			
Current assets		13 925	20 712
Cash and cash equivalents	8	13 454	20 320
Prepayments and advances	9	2	1
Receivables	10	469	391
Non-current assets		487	1 194
Receivables	10	487	1 194
TOTAL ASSETS		14 412	21 906
LIABILITIES			
Current liabilities		14 346	21 853
Voted funds to be surrendered to the Revenue Fund	11	14 088	21 680
Departmental revenue and NRF Receipts to be surrendered to the Revenue Fund	12	248	81
Payables	13	10	92
TOTAL LIABILITIES		14 346	21 853
NET ASSETS		66	53
		2023/24 R'000	2022/23 R'000
Represented by:	Note		
Recoverable revenue		66	53
TOTAL		66	53

**WESTERN CAPE DEPARTMENT OF CULTURAL AFFAIRS AND SPORT
VOTE 13**

**STATEMENT OF CHANGES IN NET ASSETS
as at 31 March 2024**

	Note	2023/24 R'000	2022/23 R'000
Recoverable revenue			
Opening balance		53	44
Transfers:			9
Irrecoverable amounts written off	2.3	-	(3)
Debts raised		13	12
Closing balance		66	53

**WESTERN CAPE DEPARTMENT OF CULTURAL AFFAIRS AND SPORT
VOTE 13**

**CASH FLOW STATEMENT
for the year ended 31 March 2024**

	Note	2023/24 R'000	2022/23 R'000
CASH FLOWS FROM OPERATING ACTIVITIES			
Receipts		895 467	943 015
Annual appropriation funds received	1.1	888 290	938 467
Departmental revenue received	2	7 177	4 545
Interest received	2.3	-	3
Net (increase)/decrease in net working capital		(161)	1
Surrendered to Revenue Fund		(28 697)	(15 614)
Current payments		(368 723)	(375 544)
Payments for financial assets	5	(983)	(81)
Transfers and subsidies paid	6	(485 436)	(504 279)
Net cash flow available from operating activities	14	11 467	47 498
CASH FLOWS FROM INVESTING ACTIVITIES			
Payments for capital assets	7	(19 060)	(36 883)
Proceeds from sale of capital assets	2.4	7	149
Decrease in non-current receivables	10	707	59
Net cash flow available from investing activities		(18 346)	(36 675)
CASH FLOWS FROM FINANCING ACTIVITIES			
Increase in net assets		13	9
Net cash flows from financing activities		13	9
Net (decrease)/ increase in cash and cash equivalents		(6 866)	10 832
Cash and cash equivalents at beginning of period		20 320	9 488
Cash and cash equivalents at end of period	15	13 454	20 320

**WESTERN CAPE DEPARTMENT OF CULTURAL AFFAIRS AND SPORT
VOTE 13**

**NOTES TO THE ANNUAL FINANCIAL STATEMENTS
for the year ended 31 March 2024**

ACCOUNTING POLICIES

Summary of significant accounting policies

The financial statements have been prepared in accordance with the following policies, which have been applied consistently in all material aspects, unless otherwise indicated. Management has concluded that the financial statements present fairly the department's primary and secondary information.

The historical cost convention has been used, except where otherwise indicated. Management has used assessments and estimates in preparing the annual financial statements. These are based on the best information available at the time of preparation.

Where appropriate and meaningful, additional information has been disclosed to enhance the usefulness of the financial statements and to comply with the statutory requirements of the Public Finance Management Act (PFMA), Act 1 of 1999 (as amended by Act 29 of 1999), and the Treasury Regulations issued in terms of the PFMA and the annual Division of Revenue Act.

1.	<p>Basis of preparation</p> <p>The financial statements have been prepared in accordance with the Modified Cash Standard.</p>
2.	<p>Going concern</p> <p>The financial statements have been prepared on a going concern basis.</p>
3.	<p>Presentation currency</p> <p>Amounts have been presented in the currency of the South African Rand (R) which is also the functional currency of the department</p>
4.	<p>Rounding</p> <p>Unless otherwise stated financial figures have been rounded to the nearest one thousand Rand (R'000).</p>
5.	<p>Foreign currency translation</p> <p>Cash flows arising from foreign currency transactions are translated into South African Rands using the spot exchange rates prevailing at the date of payment / receipt.</p>
6.	<p>Comparative information</p>
6.1	<p>Prior period comparative information</p> <p>Prior period comparative information has been presented in the current year's financial statements. Where necessary figures included in the prior period financial statements have been reclassified to ensure that the format in which the information is presented is consistent with the format of the current year's financial statements.</p>
6.2	<p>Current year comparison with budget</p> <p>A comparison between the approved, final budget and actual amounts for each programme and economic classification is included in the appropriation statement.</p>
7.	<p>Revenue</p>
7.1	<p>Appropriated funds</p> <p>Appropriated funds comprises of departmental allocations as well as direct charges against the revenue fund (i.e. statutory appropriation).</p> <p>Appropriated funds are recognised in the statement of financial performance on the date the appropriation becomes effective. Adjustments made in terms of the adjustments budget process</p>

**WESTERN CAPE DEPARTMENT OF CULTURAL AFFAIRS AND SPORT
VOTE 13**

**NOTES TO THE ANNUAL FINANCIAL STATEMENTS
for the year ended 31 March 2024**

	<p>are recognised in the statement of financial performance on the date the adjustments become effective.</p> <p>Appropriated funds are measured at the amounts receivable.</p> <p>The net amount of any appropriated funds due to / from the relevant revenue fund at the reporting date is recognised as a payable / receivable in the statement of financial position.</p>
7.2	<p>Departmental revenue</p> <p>Departmental revenue is recognised in the statement of financial performance when received and is subsequently paid into the relevant revenue fund, unless stated otherwise.</p> <p>Departmental revenue is measured at the cash amount received.</p> <p>In-kind donations received are recorded in the notes to the financial statements on the date of receipt and are measured at fair value.</p> <p>Any amount owing to the relevant revenue fund at the reporting date is recognised as a payable in the statement of financial position.</p>
7.3	<p>Accrued departmental revenue</p> <p>Accruals in respect of departmental revenue (excluding tax revenue) are recorded in the notes to the financial statements when:</p> <ul style="list-style-type: none"> • it is probable that the economic benefits or service potential associated with the transaction will flow to the department; and • the amount of revenue can be measured reliably. <p>The accrued revenue is measured at the fair value of the consideration receivable.</p> <p>Accrued tax revenue (and related interest and / or penalties) is measured at amounts receivable from collecting agents.</p> <p>Write-offs are made according to the department's debt write-off policy.</p>
8.	Expenditure
8.1	Compensation of employees
8.1.1	<p>Salaries and wages</p> <p>Salaries and wages are recognised in the statement of financial performance on the date of payment.</p>
8.1.2	<p>Social contributions</p> <p>Social contributions made by the department in respect of current employees are recognised in the statement of financial performance on the date of payment.</p> <p>Social contributions made by the department in respect of ex-employees are classified as transfers to households in the statement of financial performance on the date of payment.</p>
8.2	<p>Other expenditure</p> <p>Other expenditure (such as goods and services, transfers and subsidies and payments for capital assets) is recognised in the statement of financial performance on the date of payment. The expense is classified as a capital expense if the total consideration paid is more than the capitalisation threshold.</p> <p>Donations made in kind are recorded in the notes to the financial statements on the date of transfer and are measured at cost or fair value.</p>

**WESTERN CAPE DEPARTMENT OF CULTURAL AFFAIRS AND SPORT
VOTE 13**

**NOTES TO THE ANNUAL FINANCIAL STATEMENTS
for the year ended 31 March 2024**

8.3	<p>Accruals and payables not recognised</p> <p>Accruals and payables not recognised are recorded in the notes to the financial statements at cost or fair value at the reporting date.</p>
8.4	<p>Leases</p>
8.4.1	<p>Operating leases</p> <p>Operating lease payments made during the reporting period are recognised as current expenditure in the statement of financial performance on the date of payment. Operating lease payments received are recognised as departmental revenue.</p> <p>The operating lease commitments are recorded in the notes to the financial statements.</p>
8.4.2	<p>Finance leases</p> <p>Finance lease payments made during the reporting period are recognised as capital expenditure in the statement of financial performance on the date of payment.</p> <p>The finance lease commitments are recorded in the notes to the financial statements and are not apportioned between the capital and interest portions.</p> <p>Finance lease assets acquired at the end of the lease term are recorded and measured at the lower of:</p> <p>cost, being the fair value of the asset; or</p> <p>the sum of the minimum lease payments made, including any payments made to acquire ownership at the end of the lease term, excluding interest.</p>
9.	<p>Aid assistance</p>
9.1	<p>Aid assistance received</p> <p>Aid assistance received in cash is recognised in the statement of financial performance when received. In-kind aid assistance is recorded in the notes to the financial statements on the date of receipt and is measured at fair value.</p> <p>Criminal Assets Recovery Account (CARA) Funds are recognised when receivable and measured at the amounts receivable.</p> <p>Aid assistance not spent for the intended purpose and any unutilised funds from aid assistance that are required to be refunded to the donor are recognised as a payable in the statement of financial position.</p>
9.2	<p>Aid assistance paid</p> <p>Aid assistance paid is recognised in the statement of financial performance on the date of payment. Aid assistance payments made prior to the receipt of funds are recognised as a receivable in the statement of financial position.</p>
10.	<p>Cash and cash equivalents</p> <p>Cash and cash equivalents are stated at cost in the statement of financial position.</p> <p>Bank overdrafts are shown separately on the face of the statement of financial position as a current liability.</p> <p>For the purposes of the cash flow statement, cash and cash equivalents comprise cash on hand, deposits held, other short-term highly liquid investments and bank overdrafts.</p>

**WESTERN CAPE DEPARTMENT OF CULTURAL AFFAIRS AND SPORT
VOTE 13**

**NOTES TO THE ANNUAL FINANCIAL STATEMENTS
for the year ended 31 March 2024**

11.	<p>Prepayments and advances</p> <p>Prepayments and advances are recognised in the statement of financial position when the department receives or disburses the cash.</p> <p>Prepayments and advances are initially and subsequently measured at cost.</p> <p>Prepayment and advances are recognised in the Statement of Financial Performance if the amount paid is material and budgeted for as an expense in the year in which the actual prepayment or advance was made.</p> <p>A prepayment is a payment made in advance of the goods, services or capital assets that are yet to be received and in the case of transfers and subsidies cash is yet to be earned by the recipient, in accordance with the agreement under which the payment is made.</p> <p>Prepayments and advances relating to transfers and subsidies are deemed to be earned when the recipient becomes entitled to the funds received. The recipients become entitled to the funds when both parties signed the agreement.</p>
12.	<p>Loans and receivables</p> <p>Loans and receivables are recognised in the statement of financial position at cost plus accrued interest, where interest is charged, less amounts already settled or written-off. Write-offs are made according to the department's write-off policy.</p>
13.	<p>Investments</p> <p>Investments are recognised in the statement of financial position at cost.</p>
14.	<p>Financial assets</p>
14.1	<p>Financial assets (not covered elsewhere)</p> <p>A financial asset is recognised initially at its cost-plus transaction costs that are directly attributable to the acquisition or issue of the financial asset.</p> <p>At the reporting date, a department shall measure its financial assets at cost, less amounts already settled or written-off, except for recognised loans and receivables, which are measured at cost plus accrued interest, where interest is charged, less amounts already settled or written-off.</p>
14.2	<p>Impairment of financial assets</p> <p>Where there is an indication of impairment of a financial asset, an estimation of the reduction in the recorded carrying value, to reflect the best estimate of the amount of the future economic benefits expected to be received from that asset, is recorded in the notes to the financial statements.</p>
15.	<p>Payables</p> <p>Payables recognised in the statement of financial position are recognised at cost.</p>
16.	<p>Capital assets</p>
16.1	<p>Movable capital assets</p> <p>Movable capital assets are initially recorded in the notes to the financial statements at cost. Movable capital assets acquired through a non-exchange transaction is measured at fair value as at the date of acquisition.</p> <p>Where the cost of movable capital assets cannot be determined reliably, the movable capital assets are measured at fair value and where fair value cannot be determined; the movable assets are measured at R1.</p>

**WESTERN CAPE DEPARTMENT OF CULTURAL AFFAIRS AND SPORT
VOTE 13**

**NOTES TO THE ANNUAL FINANCIAL STATEMENTS
for the year ended 31 March 2024**

	<p>All assets acquired prior to 1 April 2002 (or a later date as approved by the OAG) may be recorded at R1.</p> <p>Movable capital assets are subsequently carried at cost and are not subject to depreciation or impairment.</p> <p>Biological assets are subsequently carried at fair value.</p> <p>Subsequent expenditure that is of a capital nature forms part of the cost of the existing asset when ready for use.</p>
16.2	<p>Intangible capital assets</p> <p>Intangible assets are initially recorded in the notes to the financial statements at cost. Intangible assets acquired through a non-exchange transaction are measured at fair value as at the date of acquisition.</p> <p>Internally generated intangible assets are recorded in the notes to the financial statements when the department commences the development phase of the project.</p> <p>Where the cost of intangible assets cannot be determined reliably, the intangible capital assets are measured at fair value and where fair value cannot be determined; the intangible assets are measured at R1.</p> <p>All assets acquired prior to 1 April 2002 (or a later date as approved by the OAG) may be recorded at R1.</p> <p>Intangible assets are subsequently carried at cost and are not subject to depreciation or impairment.</p> <p>Subsequent expenditure of a capital nature forms part of the cost of the existing asset when ready for use.</p>
17.	<p>Provisions and contingents</p>
17.1	<p>Provisions</p> <p>Provisions are recorded in the notes to the financial statements when there is a present legal or constructive obligation to forfeit economic benefits as a result of events in the past and it is probable that an outflow of resources embodying economic benefits or service potential will be required to settle the obligation and a reliable estimate of the obligation can be made. The provision is measured as the best estimate of the funds required to settle the present obligation at the reporting date.</p>
17.2	<p>Contingent liabilities</p> <p>Contingent liabilities are recorded in the notes to the financial statements when there is a possible obligation that arises from past events, and whose existence will be confirmed only by the occurrence or non-occurrence of one or more uncertain future events not within the control of the department or when there is a present obligation that is not recognised because it is not probable that an outflow of resources will be required to settle the obligation or the amount of the obligation cannot be measured reliably.</p>
17.3	<p>Contingent assets</p> <p>Contingent assets are recorded in the notes to the financial statements when a possible asset arises from past events, and whose existence will be confirmed by the occurrence or non-occurrence of one or more uncertain future events not within the control of the department.</p>
17.4	<p>Capital commitments</p> <p>Capital commitments are recorded at cost in the notes to the financial statements.</p>

**WESTERN CAPE DEPARTMENT OF CULTURAL AFFAIRS AND SPORT
VOTE 13**

**NOTES TO THE ANNUAL FINANCIAL STATEMENTS
for the year ended 31 March 2024**

18.	<p>Unauthorised expenditure</p> <p>Unauthorised expenditure is measured at the amount of the confirmed unauthorised expenditure. Unauthorised expenditure is recognised in the statement of changes in net assets until such time as the expenditure is either:</p> <ul style="list-style-type: none"> • approved by Parliament or the Provincial Legislature with funding and the related funds are received; or • approved by Parliament or the Provincial Legislature without funding and is written off against the appropriation in the statement of financial performance; or • transferred to receivables for recovery. <p>Unauthorised expenditure recorded in the notes to the financial statements comprise of</p> <ul style="list-style-type: none"> • unauthorised expenditure that was under assessment in the previous financial year; • unauthorised expenditure relating to previous financial year and identified in the current year; and • Unauthorised expenditure incurred in the current year.
19.	<p>Fruitless and wasteful expenditure</p> <p>Fruitless and wasteful expenditure receivables are recognised in the statement of financial position when recoverable. The receivable is measured at the amount that is expected to be recovered and is de-recognised when settled or subsequently written-off as irrecoverable.</p> <p>Fruitless and wasteful expenditure is recorded in the notes to the financial statements when and at amounts confirmed, and comprises of:</p> <ul style="list-style-type: none"> • fruitless and wasteful expenditure that was under assessment in the previous financial year; • fruitless and wasteful expenditure relating to previous financial year and identified in the current year; and • fruitless and wasteful expenditure incurred in the current year.
20.	<p>Irregular expenditure</p> <p>Losses emanating from irregular expenditure are recognised as a receivable in the statement of financial position when recoverable. The receivable is measured at the amount that is expected to be recovered and is de-recognised when settled or subsequently written-off as irrecoverable.</p> <p>Irregular expenditure is recorded in the notes to the financial statements when and at amounts confirmed and comprises of:</p> <ul style="list-style-type: none"> • irregular expenditure that was under assessment in the previous financial year; • irregular expenditure relating to previous financial year and identified in the current year; and • irregular expenditure incurred in the current year.
21.	<p>Changes in accounting policies, estimates and errors</p> <p>Changes in accounting policies are applied in accordance with MCS requirements.</p> <p>Changes in accounting estimates are applied prospectively in accordance with MCS requirements.</p> <p>Correction of errors is applied retrospectively in the period in which the error has occurred in accordance with MCS requirements, except to the extent that it is impracticable to determine the period-specific effects or the cumulative effect of the error. In such cases the department shall</p>

**WESTERN CAPE DEPARTMENT OF CULTURAL AFFAIRS AND SPORT
VOTE 13**

**NOTES TO THE ANNUAL FINANCIAL STATEMENTS
for the year ended 31 March 2024**

	restate the opening balances of assets, liabilities and net assets for the earliest period for which retrospective restatement is practicable.
22.	<p>Events after the reporting date</p> <p>Events after the reporting date that are classified as adjusting events have been accounted for in the financial statements. The events after the reporting date that are classified as non-adjusting events after the reporting date have been disclosed in the notes to the financial statements.</p>
23.	<p>Capitalisation reserve</p> <p>The capitalisation reserve comprises of financial assets and/or liabilities originating in a prior reporting period but which are recognised in the statement of financial position for the first time in the current reporting period. Amounts are recognised in the capitalisation reserves when identified in the current period and are transferred to the National/Provincial Revenue Fund when the underlying asset is disposed and the related funds are received.</p>
24.	<p>Recoverable revenue</p> <p>Amounts are recognised as recoverable revenue when a payment made in a previous financial year becomes recoverable from a debtor in the current financial year. Amounts are either transferred to the National/Provincial Revenue Fund when recovered or are transferred to the statement of financial performance when written-off.</p>
25.	<p>Related party transactions</p> <p>Related party transactions within the Minister/MEC's portfolio are recorded in the notes to the financial statements when the transaction is not at arm's length.</p> <p>The full compensation of key management personnel is recorded in the notes to the financial statements.</p>
26.	<p>Inventories (Effective from date determined by the Accountant-General)</p> <p>At the date of acquisition, inventories are recognised at cost in the statement of financial performance.</p> <p>Where inventories are acquired as part of a non-exchange transaction, the inventories are measured at fair value as at the date of acquisition.</p> <p>Inventories are subsequently measured at the lower of cost and net realisable value or where intended for distribution (or consumed in the production of goods for distribution) at no or a nominal charge, the lower of cost and current replacement value.</p> <p>The cost of inventories is assigned by using the weighted average cost basis.</p>
27.	<p>Employee benefits</p> <p>The value of each major class of employee benefit obligation (accruals, payables not recognised and provisions) is recorded in the Employee benefits note.</p> <p>Accruals and payables not recognised for employee benefits are measured at cost or fair value at the reporting date.</p> <p>The provision for employee benefits is measured as the best estimate of the funds required to settle the present obligation at the reporting date.</p>

**WESTERN CAPE DEPARTMENT OF CULTURAL AFFAIRS AND SPORT
VOTE 13**

**NOTES TO THE ANNUAL FINANCIAL STATEMENTS
for the year ended 31 March 2024**

1. Annual Appropriation

1.1. Annual Appropriation

Included are funds appropriated in terms of the Appropriation Act (and the Adjustments Appropriation Act) for National Departments (Voted funds) and Provincial Departments:

Programmes	2023/24			2022/23		
	Final Budget	Actual Funds Received	Funds not requested / not received	Final Budget	Appropriation Received	Funds not requested / not received
	R'000	R'000	R'000	R'000	R'000	R'000
Administration	68 644	68 644	-	68 960	68 960	-
Cultural Affairs	139 488	139 488	-	136 132	136 132	-
Library and Archive Services	436 212	436 212	-	440 018	440 018	-
Sport and Recreation	243 946	243 946	-	293 357	293 357	-
Total	888 290	888 290	-	938 467	938 467	-

1.2. Conditional grants

	Note	2023/24 R'000	2022/23 R'000
Total grants received	29	<u>258 615</u>	<u>288 755</u>

2. Departmental revenue

	Note	2023/24 R'000	2022/23 R'000
Sales of goods and services other than capital assets	2.1	754	1 347
Fines, penalties and forfeits	2.2	316	39
Transactions in financial assets and liabilities	2.5	6 107	3 159
Sub Total		<u>7 177</u>	<u>4 545</u>
Interest, dividends and rent on land	2.3	-	3
Sales of capital assets	2.4	7	149
Total revenue collected		<u>7 184</u>	<u>4 697</u>
Less: Own revenue included in appropriation	12	(5 673)	(1 235)
Total		<u><u>1 511</u></u>	<u><u>3 462</u></u>

Reasons for significant increases/decreases are reflected in the sub-note.

**WESTERN CAPE DEPARTMENT OF CULTURAL AFFAIRS AND SPORT
VOTE 13**

**NOTES TO THE ANNUAL FINANCIAL STATEMENTS
for the year ended 31 March 2024**

2.1. Sales of goods and services other than capital assets

		2023/24	2022/23
	Note	R'000	R'000
Sales of goods and services produced by the department			
Other sales ¹		745	1 338
Sales of scrap, waste and other used current goods		9	9
Total	2	754	1 347

¹Other sales mainly consist of Commission on Insurance and Garnishee deductions paid to 3rd parties, Gym membership fees, Photocopies, Entrance fees and Sale of minor assets. The decrease is mainly due to no entrance fees charged at Bartolomeu Dias Museum during the renovations period that occurred in the year under review.

2.2. Fines, penalties and forfeits

		2023/24	2022/23
	Note	R'000	R'000
Penalties ¹		193	39
Forfeits ²		123	-
Total	2	316	39

¹Penalties consist of lost library books. Penalties could not be collected in the previous financial year due to the SITA Library Information Management System (SLIMS) crash and was collected during the reporting period.

²Relates to one official who forfeited the Government Employees Housing Scheme (GEHS) capital contribution which was paid back to the department.

2.3. Interest, dividends and rent on land

		2023/24	2022/23
	Note	R'000	R'000
Interest ¹		-	3
Total	2	-	3

¹Interest earned on debt relating to ex-employees, recovered during the previous financial year.

2.4. Sales of capital assets

		2023/24	2022/23
	Note	R'000	R'000
Tangible capital assets			
Machinery and equipment ¹		7	149
Total	2	7	149

¹Fewer capital assets were disposed of and sold during the period under review.

**WESTERN CAPE DEPARTMENT OF CULTURAL AFFAIRS AND SPORT
VOTE 13**

**NOTES TO THE ANNUAL FINANCIAL STATEMENTS
for the year ended 31 March 2024**

2.5. Transactions in financial assets and liabilities

	Note	2023/24 R'000	2022/23 R'000
Receivables		26	2
Other receipts including Recoverable Revenue ¹		6 081	3 157
Total	2	6 107	3 159

¹Certain Municipalities could not spend funds relating to Public Library staff salaries which resulted from posts vacated during the 2022/23 financial year. Municipalities affected are Stellenbosch Municipality, Beaufort West Municipality, Cederberg Municipality, Mossel Bay Municipality and Theewaterskloof Municipality.

In the Sport and Recreation area, funds were returned to the department from Prince Albert Municipality who could not secure further co-funding for the Multipurpose Sports Centre Project and thus decided to return the funds. Matzikama Municipality did not secure permission from the National Government for the building of netball courts in the identified area and could not spend the funds, hence the funds were returned to the department.

2.6. Transfers received

2.6.1. Gifts, donations and sponsorships received in-kind (not included in the main note or sub note)

	Note	2023/24 R'000	2022/23 R'000
Gifts		9	3
Donations		201	214
Total	Annex 1E	210	217

3. Compensation of employees

3.1. Salaries and Wages

	2023/24 R'000	2022/23 R'000
Basic salary ¹	162 037	152 994
Service based ²	331	287
Compensative/circumstantial ³	2 852	1 749
Other non-pensionable allowances ⁴	28 570	35 201
Total	193 790	190 231

¹The increase mainly relates to cost-of-living salary increments received during the year under review.

²Service Based relates to more 20- and 30-years long service recognition received during the year under review.

³Compensative/circumstantial cost consist of overtime and acting allowance (including Role Play posts). The increase is mainly due Library Services requiring additional overtime to capture and recover the records lost due to the SITA Library Information Management System (SLIMS) crash. In addition, within Sport and Recreation the hosting of the Netball World Cup 2023 required additional overtime.

⁴Other non-pensionable allowance consist of Capital remuneration (subsidised vehicle allowance), Housing allowance, non-pensionable allowance and Service bonus. Non-pensionable allowance was discontinued from 01 April 2023 due to the 2021 wage agreement which resulted in a year-on-year decrease.

**WESTERN CAPE DEPARTMENT OF CULTURAL AFFAIRS AND SPORT
VOTE 13**

**NOTES TO THE ANNUAL FINANCIAL STATEMENTS
for the year ended 31 March 2024**

3.2. Social contributions

	2023/24	2022/23
	R'000	R'000
Employer contributions		
Pension fund	19 754	18 848
Medical aid	14 114	13 927
Bargaining council	61	60
Insurance	30	22
Total	33 959	32 857
Total compensation of employees	227 749	223 088
Average number of employees ¹	527	542

¹Average personnel are determined by the total number of personnel employed at the beginning and end of the period under review.

4. Goods and services

		2023/24	2022/23
	<i>Note</i>	R'000	R'000
Administrative fees		2 211	2 327
Advertising		3 324	3 385
Minor assets	4.1	23 691	21 747
Bursaries (employees) ¹		551	614
Catering ²		6 270	7 052
Communication		3 028	2 850
Computer services	4.2	5 251	6 798
Consultants: Business and advisory services ³		2 772	10 488
Legal services ⁴		1 554	1 836
Contractors ⁵		5 596	9 220
Entertainment		27	33
Audit cost - external	4.3	4 533	4 142
Fleet services ⁶		7 019	8 564
Consumables	4.4	16 767	17 577
Operating leases ⁷		648	1 191
Property payments	4.5	8 894	5 215
Rental and hiring ⁸		1 341	659
Transport provided as part of the departmental activities		10 606	10 869
Travel and subsistence	4.6	25 430	26 220
Venues and facilities ⁹		4 763	6 258
Training and development ¹⁰		1 857	2 086
Other operating expenditure	4.7	4 841	3 325
Total		140 974	152 456

**WESTERN CAPE DEPARTMENT OF CULTURAL AFFAIRS AND SPORT
VOTE 13**

**NOTES TO THE ANNUAL FINANCIAL STATEMENTS
for the year ended 31 March 2024**

¹Bursaries decreased due to budget cuts implemented across the department during the year under review.

²Catering reduced year-on-year due to more online engagements as opposed to face-to-face that generally require catering.

³The 2022/23 financial year includes Enterprise Content Management (ECM) rollout to three departments.

⁴The Independent Tribunal on Heritage received fewer appeals in 2023/2024 compared to the previous financial year.

⁵The decrease mainly relates to the reallocation of security services to property payments for the year under review.

⁶The decrease mainly relates to reduced travel as a result of efficiency gains associated with more online engagements.

⁷The decrease mainly relates to the expiration of the photocopy machine lease agreements resulting in fewer rental payments.

⁸The increase is mainly due to hiring of audio-visual equipment (screens) for the Netball World Cup 2023 public viewing centres during the year under review.

⁹The decrease mainly relates to the reduction of events such as Sharp Centres and National Championships Local Organising Committee (LOC) meetings.

¹⁰More collaborations with federations resulted in reduced cost for training.

4.1. Minor assets

	Note	2023/24 R'000	2022/23 R'000
Tangible capital assets			
Machinery and equipment ¹		23 691	21 747
Total	4	23 691	21 747

¹The increase mainly relates to computer peripherals and office furniture procured for the Beaufort-West Regional Office which was destroyed by a fire in the 2022/23 financial year.

4.2. Computer services

	Note	2023/24 R'000	2022/23 R'000
SITA computer services ¹		4 796	3 131
External computer service providers ²		455	3 667
Total	4	5 251	6 798

¹The increase mainly relates to the SITA Library Information Management System (SLIMS) hosted by SITA which was restored and operational for the full financial year.

²The 2022/23 financial year includes a prepayment in respect of the subscription fees relating to online resources (E-Books, etc).

**WESTERN CAPE DEPARTMENT OF CULTURAL AFFAIRS AND SPORT
VOTE 13**

**NOTES TO THE ANNUAL FINANCIAL STATEMENTS
for the year ended 31 March 2024**

4.3. Audit cost - external

	Note	2023/24 R'000	2022/23 R'000
Regularity audits ¹		4 464	4 098
Computer audits		69	44
Total	4	4 533	4 142

¹The increase is mainly due to additional time spent on the auditing of performance information as well as the AGSA tariff increases for the year under review.

4.4. Consumables

	Note	2023/24 R'000	2022/23 R'000
Consumable supplies		12 900	12 523
Uniform and clothing		972	699
Household supplies		873	656
Communication accessories		137	12
IT consumables		89	291
Other consumables ¹		10 829	10 865
Stationery, printing and office supplies ²		3 867	5 054
Total	4	16 767	17 577

¹Other consumables mainly consist of Sport and Recreation consumables (sport equipment and attire), Animal food, Medical Supplies and Hardware.

²The budget for periodicals within Library Services was reduced.

4.5. Property payments

	Note	2023/24 R'000	2022/23 R'000
Municipal services		2 892	2 847
Property maintenance and repairs		-	43
Other ¹		6 002	2 325
Total	4	8 894	5 215

¹Other mainly consist of Safety and Security and Cleaning Services. More schools that form part of the Shared Facilities were reimbursed for their portion of municipal services paid compared to the previous financial year. In addition, security services were reallocated from contractors: security services, for the year under review.

**WESTERN CAPE DEPARTMENT OF CULTURAL AFFAIRS AND SPORT
VOTE 13**

**NOTES TO THE ANNUAL FINANCIAL STATEMENTS
for the year ended 31 March 2024**

4.6. Travel and subsistence

	Note	2023/24	2022/23
		R'000	R'000
Local		24 648	26 141
Foreign ¹		782	79
Total	4	25 430	26 220

¹Foreign relates to DCAS officials who attended the 2023 Regional Leaders Summit preparatory meeting in June 2023 and the 2023 Regional Leaders Summit in September 2023 in Jinan, Shandong Province in the Peoples Republic of China; the 15th Qingdao International Marine Festival in Shandong, in the Peoples Republic of China; and the 45th Session of the World Heritage Committee Convention in Saudi Arabia.

The department also provided financial support to attendees to the Gourmand World Cookbook Awards in Sweden; the World Heavyweight Boxing Title in Switzerland; and the Cultural Exchange Programme with the City of Ouidah in Benin; and the ITF World Tennis Masters Team Championships in Turkey.

4.7. Other operating expenditure

	Note	2023/24	2022/23
		R'000	R'000
Professional bodies, membership, and subscription fees ¹		1 571	757
Resettlement costs		-	21
Other ²		3 270	2 547
Total	4	4 841	3 325

¹The increase mainly relates to subscription fees paid to South African Bibliographic and Information Network (SABINET) during the year under review.

²Other mainly consist of Printing and Publication services, Courier and Delivery services and Storage services. The increase mainly relates to printing beneficiary programme manuals for the new streams and the production of a handbook for each quarter for YeBoneers during the year under review which was not included in the previous year's expenditure.

5. Payments for financial assets

	Note	2023/24	2022/23
		R'000	R'000
Material losses through criminal conduct		903	-
Other material losses	5.1	903	-
Other material losses written off	5.2	71	63
Debts written off	5.3	9	18
Total		983	81

Reasons for significant increases/decreases are reflected in the sub-note.

**WESTERN CAPE DEPARTMENT OF CULTURAL AFFAIRS AND SPORT
VOTE 13**

**NOTES TO THE ANNUAL FINANCIAL STATEMENTS
for the year ended 31 March 2024**

5.1. Other material losses

Nature of other material losses	Note	2023/24 R'000	2022/23 R'000
Criminal Case ¹		903	-
Total	5	903	-

¹Irrecoverable debt written off. The matter emanated from a criminal case lodged by the department in 2012 which involved an official committing fraud. The case was concluded, and the accused was found guilty on two charges of fraud and one charge of money laundering and sentenced to a total of 18 years imprisonment.

5.2. Other material losses written off

Nature of losses	Note	2023/24 R'000	2022/23 R'000
Accident damages – Government Motor Transport ¹		71	63
Total	5	71	63

¹All losses were investigated, concluded, and referred to Legal Services where applicable, before it was written off.

5.3. Debts written off

Nature of debts written off	Note	2023/24 R'000	2022/23 R'000
Staff Debt – bad debts ¹		9	18
Total debt written off	5	9	18

¹Staff debt written off relates to salary related overpayments due to the timing of resignations. These cases were uneconomical to pursue and was written off.

6. Transfers and subsidies

	Note	2023/24 R'000	2022/23 R'000
Provinces and municipalities	30, Annex 1A	298 185	282 007
Departmental agencies and accounts	Annex 1B	4 687	2 973
Non-profit institutions	Annex 1C	178 709	213 853
Households	Annex 1D	3 855	5 446
Total		485 436	504 279

**WESTERN CAPE DEPARTMENT OF CULTURAL AFFAIRS AND SPORT
VOTE 13**

**NOTES TO THE ANNUAL FINANCIAL STATEMENTS
for the year ended 31 March 2024**

6.1. Gifts, donations, and sponsorships made in kind (not included in the main note)

	Note	2023/24 R'000	2022/23 R'000
Donations	Annex 1F	687	299
Total		687	299

In the previous financial year donations made were disclosed in Annexure 1F only.

7. Expenditure for capital assets

	2023/24 R'000	2022/23 R'000
Tangible capital assets		
Machinery and equipment ¹	19 060	36 883
Total	19 060	36 883

¹Three digital scanners were procured for Archive Services during the previous financial year.

7.1. Analysis of funds utilised to acquire capital assets - Current year

	2023/24	
	Voted funds R'000	Total R'000
Tangible capital assets		
Machinery and equipment	19 060	19 060
Total	19 060	19 060

7.2. Analysis of funds utilised to acquire capital assets - Prior year

	2022/23	
	Voted funds R'000	Total R'000
Tangible capital assets		
Machinery and equipment	36 883	36 883
Total	36 883	36 883

**WESTERN CAPE DEPARTMENT OF CULTURAL AFFAIRS AND SPORT
VOTE 13**

**NOTES TO THE ANNUAL FINANCIAL STATEMENTS
for the year ended 31 March 2024**

7.3. Finance lease expenditure included in Expenditure for capital assets

	2023/24	2022/23
	R'000	R'000
Tangible capital assets		
Machinery and equipment	13 761	12 221
Total	13 761	12 221

8. Cash and cash equivalents

	2023/24	2022/23
	R'000	R'000
Consolidated Paymaster General Account	12 998	20 280
Disbursements ¹	416	-
Cash on hand ²	40	40
Total	13 454	20 320

¹Funds not disbursed as at 31 March 2024.

²Available cash on hand (Petty cash) as at financial year end.

9. Prepayments and advances

	2023/24	2022/23
	R'000	R'000
Travel and subsistence advances	2	1
Total	2	1

Analysis of Total Prepayments and advances

Current travel and subsistence advances	2	1
---	---	---

9.1. Prepayments (Expensed)

	2023/24				
	Amount as at 1 April 2023	Less: Received in the current year	Less: Other	Add Current year prepayments	Amount as at 31 March 2024
	R'000	R'000	R'000	R'000	R'000
Goods and services ¹	6 009	(6 009)	-	2 156	2 156
Transfers and subsidies ²	21	(21)	-	22	22
Total	6 030	(6 030)	-	2 178	2 178

**WESTERN CAPE DEPARTMENT OF CULTURAL AFFAIRS AND SPORT
VOTE 13**

**NOTES TO THE ANNUAL FINANCIAL STATEMENTS
for the year ended 31 March 2024**

¹ Computron World for Adobe Acrobat Pro Licence for the period 01 April 2024 to 30 June 2026; Computron World for Adobe Creative Cloud Complete Plan subscription for the period 01 April 2024 to 11 September 2024; Library and Information Association of South Africa (LIASA) membership fees for the period 01 April 2024 to 31 December 2024; HP DS Afrika for Library Future Partnership for the period 30 June 2024; South African Bibliographic Network (SABINET) subscription fees for the period 01 April 2024 to 31 March 2025; Trigon Travel for the period 01-22 April 2024.

²South African Broadcasting Corporation for television licenses for the period 01 April 2024 to 30 June 2024; and South African Music Rights Organisation membership fees for the period 01 April 2024 to 31 May 2024.

	2022/23				
	Amount as at 1 April 2022	Less: Received in the current year	Add / Less: Other	Add Current year prepay- ments	Amount as at 31 March 2023
	R'000	R'000	R'000	R'000	R'000
Goods and services ¹	5 637	(2 884)	-	3 256	6 009
Transfers and subsidies	-	-	-	21	21
Total	5 637	(2 884)	-	3 277	6 030

¹E-Book subscriptions fees for the period 01 April 2023 to 31 March 2024; South African Broadcasting Corporation for television licenses for the period 01 April to 30 June 2023; South African Music Rights Organisation membership fees for the period 01 April to 31 May 2023; E-Book subscriptions fees (City of Cape Town) for the period 01 April 2023 to 31 March 2024; Library and Information Association of South Africa (LIASA) membership fees for the period 01 April to 31 December 2023; Adobe Creative Cloud for Teams (Azorra Technologies) for the period 01 April to 30 September 2023; and Adobe Creative Cloud for Teams (Computron World) for the period 01 April 2023 to 31 March 2024; and Trigon Travel for the period 01-05 April 2023. In addition, an amount of R21 thousand was incorrectly disclosed as goods and services during the 2022/23 financial year and is disclosed correctly for the period under review.

10. Receivables

	Note	2023/24			2022/23		
		Current	Non- current	Total	Current	Non- current	Total
		R'000	R'000	R'000	R'000	R'000	R'000
Claims recoverable	10.1	5	-	5	44	-	44
Recoverable expenditure	10.2	178	310	488	115	1 043	1 158
Staff debt	10.3	286	177	463	232	151	383
Total		469	487	956	391	1 194	1 585

Reasons for significant increases/decreases are reflected in the sub-note.

**WESTERN CAPE DEPARTMENT OF CULTURAL AFFAIRS AND SPORT
VOTE 13**

**NOTES TO THE ANNUAL FINANCIAL STATEMENTS
for the year ended 31 March 2024**

10.1. Claims recoverable

	Note	2023/24 R'000	2022/23 R'000
Provincial departments ¹		5	44
Total	10	5	44

¹Claims recoverable relates to one interdepartmental claim, not yet settled as at 31 March 2024.

10.2. Recoverable expenditure

	Note	2023/24 R'000	2022/23 R'000
Salary Reversal Control		-	21
Damaged Vehicles ¹		427	226
Disallowance Miscellaneous ²		61	911
Total	10	488	1 158

¹New cases taken on during the year under review which were still under investigation at year-end.

²The matter was concluded and written off during the year under review, refer to Note 5.1 for the detail of the matter.

10.3. Staff debt

	Note	2023/24 R'000	2022/23 R'000
Other - Departmental debts ¹		374	225
- In - service debts ²		89	158
Total	10	463	383

¹ New debts taken on during the year under review relating to leave without pay resulting from resignations, retirements, and officials who are deceased. Seven new cases were added as at financial year end.

²Debts recovered during the year under review.

10.4. Impairment of receivables

	2023/24 R'000	2022/23 R'000
Estimate of impairment of staff debts	222	167
Estimate of impairment of damaged GMT-Vehicles	53	73
Total	275	240

Consideration for impairments include cases that prescribed; cases that were uneconomical to pursue; and cases where debtors are deceased, and the department could not claim from the deceased estate.

**WESTERN CAPE DEPARTMENT OF CULTURAL AFFAIRS AND SPORT
VOTE 13**

**NOTES TO THE ANNUAL FINANCIAL STATEMENTS
for the year ended 31 March 2024**

11. Voted funds to be surrendered to the Revenue Fund

	2023/24	2022/23
	R'000	R'000
Opening balance	21 680	10 932
Transferred from statement of financial performance	14 088	21 680
Paid during the year	(21 680)	(10 932)
Closing balance	14 088	21 680

11.1. Reconciliation on unspent conditional grants

		2023/24	2022/23
	<i>Note</i>	R'000	R'000
Total conditional grants received	1.2	258 615	288 755
Total conditional grants spent		(258 615)	(288 755)
Due by the Provincial Revenue Fund		-	-

12. Departmental revenue and NRF Receipts to be surrendered to the Revenue Fund

	2023/24	2022/23
	R'000	R'000
Opening balance	81	66
Transferred from statement of financial performance	1 511	3 462
Own revenue included in appropriation	5 673	1 235
Paid during the year	(7 017)	(4 682)
Closing balance	248	81

13. Payables - current

		2023/24	2022/23
	<i>Note</i>	R'000	R'000
Clearing accounts	13.1	10	92
Total		10	92

Reasons for significant increases/decreases are reflected in the sub-note.

**WESTERN CAPE DEPARTMENT OF CULTURAL AFFAIRS AND SPORT
VOTE 13**

**NOTES TO THE ANNUAL FINANCIAL STATEMENTS
for the year ended 31 March 2024**

13.1. Clearing accounts

Description	Note	2023/24 R'000	2022/23 R'000
Automated Clearing Bureau (ACB) Recalls ¹		-	91
Income Tax ²		10	1
Total	13	10	92

¹All transactions in the ACB Recalls Account were cleared as at 31 March 2024.

²Transactions not interfaced on the Basic Accounting System (BAS) as at 31 March 2024 due to the timing of the interface between PERSAL and BAS.

14. Net cash flow available from operating activities

	2023/24 R'000	2022/23 R'000
Net surplus as per Statement of Financial Performance	15 599	25 142
Add back non-cash/cash movements not deemed operating activities	(4 132)	22 356
(Increase)/decrease in receivables	(78)	36
(Increase)/decrease in prepayments and advances	(1)	7
Decrease in payables - current	(82)	(42)
Proceeds from sale of capital assets	(7)	(149)
Expenditure on capital assets	19 060	36 883
Surrenders to Revenue Fund	(28 697)	(15 614)
Own revenue included in appropriation	5 673	1 235
Net cash flow generated by operating activities	11 467	47 498

15. Reconciliation of cash and cash equivalents for cash flow purposes

	2023/24 R'000	2022/23 R'000
Consolidated Paymaster General account	12 998	20 280
Disbursements	416	-
Cash on hand ¹	40	40
Total	13 454	20 320

¹Available cash on hand (bank account and Petty Cash) as at reporting date.

**WESTERN CAPE DEPARTMENT OF CULTURAL AFFAIRS AND SPORT
VOTE 13**

**NOTES TO THE ANNUAL FINANCIAL STATEMENTS
for the year ended 31 March 2024**

16. Contingent liabilities and contingent assets

16.1. Contingent liabilities

Liable to	Nature	Note	2023/24 R'000	2022/23 R'000
Claims against the department ¹		Annex 2A	3 270	3 270
Intergovernmental payables		Annex 4	424	408
Total			3 694	3 678

¹ Claims against the department includes:

- TRF Sport: Claim for goods sold and delivered which relates to defective treadmills received by the department. Application for summary judgement brought and opposed. Plaintiff has not responded; matter pending and is estimated at R191 thousand.

In our view, the department will be successful in the matter.

- TRF Sport: Claim for sub-standard goods delivered, related to board games ordered from the company. Settlement proposal was made in respect of compliant goods. Plaintiff has not responded; matter pending and is estimated at R478 thousand.

In our view, the department will be successful in the matter.

- Summons instituted against the Western Cape Education Department and the Department of Cultural Affairs and Sport for personal injury and is estimated at R2,6 million.

The department is of the view that it was wrongfully joined in the proceedings and requested that the department be removed as a party to the proceedings. Until such time, the department will remain as a party to the proceedings and will in all likelihood be successful with no contingent liability.

16.2. Contingent assets

There were 43 Policy and Procedure on Incapacity Leave and Ill-Health Retirement (PILIR) case investigated of which 31 cases were approved, 7 cases awaiting finalisation by the Department of the Premier and 5 cases declined during the period under review.

At this stage the Department is not able to reliably measure the contingent asset in terms of the Government Employees Housing Scheme of the Individually Linked Savings Facility (ILSF), relating to resignations and termination of service.

17. Capital commitments

	2023/24 R'000	2022/23 R'000
Machinery and equipment ¹	399	764
Total	399	764

¹The department continue to monitor both current and capital commitments during the year under review. There were fewer capital commitments as at financial year end compared to previous financial year end.

**WESTERN CAPE DEPARTMENT OF CULTURAL AFFAIRS AND SPORT
VOTE 13**

**NOTES TO THE ANNUAL FINANCIAL STATEMENTS
for the year ended 31 March 2024**

18. Accruals and payables not recognised

18.1. Accruals

	2023/24			2022/23
	30 Days	30+ Days	Total	Total
	R'000	R'000	R'000	R'000
Listed by economic classification				
Goods and services ¹	2 325	7	2 332	1 614
Transfers and subsidies	8	-	8	299
Total	2 333	7	2 340	1 913

	2023/24	2022/23
	R'000	R'000
Listed by programme level		
Administration	180	267
Cultural Affairs	372	301
Library and Archive Services	869	606
Sport and Recreation	919	739
Total	2 340	1 913

18.2. Payables not recognised

	2023/24			2022/23
	30 Days	30+ Days	Total	Total
	R'000	R'000	R'000	R'000
Listed by economic classification				
Goods and services ¹	39	15	54	67
Total	39	15	54	67

	2023/24	2022/23
	R'000	R'000
Listed by programme level		
Administration	33	-
Cultural Affairs	6	-
Library and Archive Services	10	66
Sport and Recreation	5	1
Total	54	67

	Note	2023/24	2022/23
		R'000	R'000
Included in the above totals are the following:			
Confirmed balances with other departments	Annex 4	14	-
Confirmed balances with other government entities	Annex 4	331	179
Total		345	179

**WESTERN CAPE DEPARTMENT OF CULTURAL AFFAIRS AND SPORT
VOTE 13**

**NOTES TO THE ANNUAL FINANCIAL STATEMENTS
for the year ended 31 March 2024**

19. Employee benefits

	2023/24	2022/23
	R'000	R'000
Leave entitlement ¹	10 878	11 329
Service bonus	6 035	5 910
Capped leave	3 094	3 740
Other ²	2 026	1 893
Total	22 033	22 872

¹ Included in leave entitlement above is a credit balance of R252 thousand (2023/24) and R195 thousand (2022/23) for leave taken in advance.

²Other relates to long service awards, ministerial exit gratuity, and overtime. The amount for long service recognition in respect of 2024/25 was not yet received from DPSA and as a result the department is unable to reliably measure the long-term portion of the long service awards. The exit gratuity is related to a provision made for the current Minister of Cultural Affairs and Sport who would be eligible for the gratuity upon exiting the Public Service.

20. Lease commitments

20.1. Operating leases

	2023/24	2022/23
	R'000	R'000
Machinery and equipment		
Not later than 1 year	374	589
Later than 1 year and not later than 5 years	522	47
Total lease commitments	896	636

New Transversal Term (RT) contracts entered for the year under review.

20.2. Finance leases

As determined by the National Accountant General, the arrangement between the Department of Cultural Affairs and Sport and GMT constitutes finance leases. The obligation in respect of the finance leases is presented below:

	2023/24	2022/23
	R'000	R'000
Future lease payments		
Not later than 1 year	14 099	12 878
Later than 1 year and not later than 5 years	27 992	23 294
Later than 5 years	1 585	-
Total lease commitments	43 676	36 172

**WESTERN CAPE DEPARTMENT OF CULTURAL AFFAIRS AND SPORT
VOTE 13**

**NOTES TO THE ANNUAL FINANCIAL STATEMENTS
for the year ended 31 March 2024**

The Department of Cultural Affairs and Sport utilised 129 Government motor vehicles during the period ending 31 March 2024, and 128 Government motor vehicles during the previous financial year which ended 31 March 2023.

The motor vehicles are leased under a finance agreement unique to the Western Cape Government and the Annexure 8 aims to improve the minimum reporting requirements as per the Modified Cash Standard.

The implicit interest is based on Provincial Treasury's approved tariffs for GMT. The department uses the vehicle for most of the useful life of the vehicle. The agreement does not provide for contingent lease payments, and at the end of the useful life, as determined by the lessor, the vehicles are returned where it is sold on auction for the benefit of the lessor.

The cost for finance lease increased year-on-year mainly due to six Volkswagen (VW) Crafter Busses (23 seater) added to the fleet of which the tariff rates are higher than standard sedan vehicles.

21. Unauthorised, Irregular and Fruitless and wasteful expenditure

	2023/24	2022/23
	R'000	R'000
Irregular expenditure - current year ¹	15 324	-
Total	15 324	-

¹One case concluded as Irregular Expenditure in respect of non-compliance to the State Information Technology Agency (SITA) Act, approved after the reporting date on 23 April 2024.

22. Related parties

Related party relationships

The Department has 3 public entities under its control namely Western Cape Cultural Commission, Western Cape Language Committee and Heritage Western Cape. The Department provides financial support to these entities through a transfer payment as disclosed in Annexure 1B. In addition, DCAS provides administrative and other functions in kind.

The Department of Cultural Affairs and Sport occupies a building free of charge managed by Department of Infrastructure. Parking space is also provided for government officials at an approved fee that is not market related.

The Department of Cultural Affairs and Sport received corporate services from the Corporate Services Centre of the Department of the Premier in the Western Cape Province with effect from 1 November 2010 in respect of the following service areas:

- Information and Communication Technology
- Organisation Development
- Provincial Training (transversal)
- Human Resource Management
- Enterprise Risk Management
- Internal Audit
- Provincial Forensic Services
- Legal Services
- Corporate Communication

The Department of Cultural Affairs and Sport makes use of government motor vehicles managed by Government Motor Transport (GMT) based on tariffs approved by the Provincial Treasury.

Department of Cultural Affairs and Sport received Security Advisory Services and Security Operations from the Department of Police Oversight and Community Safety in the Western Cape.

**WESTERN CAPE DEPARTMENT OF CULTURAL AFFAIRS AND SPORT
VOTE 13**

**NOTES TO THE ANNUAL FINANCIAL STATEMENTS
for the year ended 31 March 2024**

Related party transactions

The Department subsidise 19 province-aided museums. These transfer payments form part of the list of transfers in Annexure 1C. The Department provides administrative and other functions in kind. The Minister appoints the management committee which constitutes 50% of the members of the museum board.

The museum managers form part of the department's establishment. The cost of the salaries to the department is as follows:

	2023/24	2022/23
	R'000	R'000
Compensation of museum managers	8 171	7 482
Total	8 171	7 482

23. Key management personnel

	2023/24	2022/23
	R'000	R'000
Political office bearers ¹	2 160	2 096
Management ²	6 184	5 914
Total	8 344	8 010

¹Includes the salary of the MEC for the Department of Cultural Affairs and Sport.

²Management includes all officials on level 14 and above (including the CFO on level 13) who had significant influence over the financial and operational policy decisions of the department for the reporting period.

24. Non-adjusting events after reporting date

No events occurred after the reporting date that impacted the financial statements.

25. Movable Tangible Capital Assets

MOVEMENT IN MOVABLE TANGIBLE CAPITAL ASSETS PER ASSET REGISTER FOR THE YEAR ENDED 31 MARCH 2024

	2023/24			
	Opening balance	Additions	Disposals	Closing balance
	R'000	R'000	R'000	R'000
HERITAGE ASSETS	1 200	-	-	1 200
Heritage assets ¹	1 200	-	-	1 200
MACHINERY AND EQUIPMENT	103 847	5 484	(2 536)	106 795
Transport assets	213	-	-	213
Computer equipment	62 682	4 292	(2 165)	64 809
Furniture and office equipment	22 681	423	(104)	23 000
Other machinery and equipment	18 271	769	(267)	18 773
TOTAL MOVABLE TANGIBLE CAPITAL ASSETS	105 047	5 484	(2 536)	107 995

**WESTERN CAPE DEPARTMENT OF CULTURAL AFFAIRS AND SPORT
VOTE 13**

**NOTES TO THE ANNUAL FINANCIAL STATEMENTS
for the year ended 31 March 2024**

¹Heritage Assets consist of a replica of the Caravel (Ship) situated at the Bartolomeu Dias Museum, which was used by the Portuguese explorer, Bartolomeu Dias, when he landed in Mossel Bay in the year 1488.

Movable Tangible Capital Assets under investigation

	Number	Value R'000
Included in the above total of the movable tangible capital assets per the asset register that are under investigation:		
Machinery and equipment ¹	57	697
Total	57	697

¹Physical assets that were not verified as at 31 March 2024 is in the process of being further investigated by the Internal Control Unit.

25.1. MOVEMENT IN MOVABLE TANGIBLE CAPITAL ASSETS PER ASSET REGISTER FOR THE YEAR ENDED 31 MARCH 2023

	2022/23				
	Opening balance	Prior period error	Additions	Disposals	Closing balance
	R'000	R'000	R'000	R'000	R'000
HERITAGE ASSETS	1 200	-	-	-	1 200
Heritage assets ¹	1 200	-	-	-	1 200
MACHINERY AND EQUIPMENT	82 176	(57)	24 763	(3 035)	103 847
Transport assets	213	-	-	-	213
Computer equipment	56 756	(57)	8 859	(2 876)	62 682
Furniture and office equipment	7 116	-	15 652	(87)	22 681
Other machinery and equipment	18 091	-	252	(72)	18 271
TOTAL MOVABLE TANGIBLE CAPITAL ASSETS	83 376	(57)	24 763	(3 035)	105 047

¹Heritage Assets consist of a replica of the Caravel (Ship) situated at the Bartolomeu Dias Museum, which was used by the Portuguese explorer, Bartolomeu Dias, when he landed in Mossel Bay in the year 1488.

25.1.1. Prior period error

	Note	2023/24 R'000
Nature of prior period error		
Relating to 2022/23 [affecting the opening balance]		
Computer Equipment – price adjustment ¹	27	(57)
Total prior period errors		(57)

¹Correction of asset category.

**WESTERN CAPE DEPARTMENT OF CULTURAL AFFAIRS AND SPORT
VOTE 13**

**NOTES TO THE ANNUAL FINANCIAL STATEMENTS
for the year ended 31 March 2024**

25.2. Minor assets

MOVEMENT IN MINOR CAPITAL ASSETS PER THE ASSET REGISTER FOR THE YEAR ENDED 31 MARCH 2024

	2023/24		
	Intangible assets	Machinery and equipment	Total
	R'000	R'000	R'000
Opening balance	50	555 462	555 512
Additions	-	23 909	23 909
Disposals	-	(16 426)	(16 426)
Total Minor assets	50	562 945	562 995
<hr/>			
Number of minor assets at cost	14	5 807 381	5 807 395
Total number of minor assets	14	5 807 381	5 807 395

Minor capital assets under investigation

	Number	Value R'000
Included in the above total of the minor capital assets per the asset register that are under investigation:		
Machinery and equipment	51 062	4 966
Total	51 062	4 966

Physical assets that were not verified as at 31 March 2024 is in the process of being further investigated by the Internal Control Unit. In terms of the library asset management policy, the library service points are given twelve (12) months to search for lost library material.

MOVEMENT IN MINOR CAPITAL ASSETS PER THE ASSET REGISTER FOR THE YEAR ENDED 31 MARCH 2023

	2022/23		
	Intangible assets	Machinery and equipment	Total
	R'000	R'000	R'000
Opening balance	50	538 937	538 987
Prior period error	-	-	-
Additions	-	22 246	22 246
Disposals	-	(5 721)	(5 721)
Total Minor assets	50	555 462	555 512
<hr/>			
Number of minor assets at cost	14	5 920 934	5 920 948
Total number of minor assets	14	5 920 934	5 920 948

**WESTERN CAPE DEPARTMENT OF CULTURAL AFFAIRS AND SPORT
VOTE 13**

**NOTES TO THE ANNUAL FINANCIAL STATEMENTS
for the year ended 31 March 2024**

25.3. Movable tangible capital assets written off

MOVABLE CAPITAL ASSETS WRITTEN OFF FOR THE YEAR ENDED 31 MARCH 2024

	2023/24	
	Machinery and equipment	Total
	R'000	R'000
Assets written off	14 439	14 439
Total movable assets written off	14 439	14 439

MOVABLE CAPITAL ASSETS WRITTEN OFF FOR THE YEAR ENDED 31 MARCH 2023

	2022/23	
	Machinery and equipment	Total
	R'000	R'000
Assets written off	1 125	1 125
Total movable assets written off	1 125	1 125

Assets written off followed the loss control process and was approved for write off during the reporting period.

An amount of R11,939million relates to minor (library material) capital assets; R815 thousand relates to minor (other machinery and equipment) capital assets; and R1,685million relates to major capital assets.

26. Intangible Capital Assets

MOVEMENT IN INTANGIBLE CAPITAL ASSETS PER ASSET REGISTER FOR THE YEAR ENDED 31 MARCH 2024

	2023/24			
	Opening balance	Additions	Disposals	Closing balance
	R'000	R'000	R'000	R'000
Software	291	-	104	187
TOTAL INTANGIBLE CAPITAL ASSETS	291	-	104	187

26.1. MOVEMENT IN INTANGIBLE CAPITAL ASSETS PER ASSET REGISTER FOR THE YEAR ENDED 31 MARCH 2023

	2022/23			
	Opening balance	Additions	Disposals	Closing balance
	R'000	R'000	R'000	R'000
Software	291	-	-	291
TOTAL INTANGIBLE CAPITAL ASSETS	291	-	-	291

**WESTERN CAPE DEPARTMENT OF CULTURAL AFFAIRS AND SPORT
VOTE 13**

**NOTES TO THE ANNUAL FINANCIAL STATEMENTS
for the year ended 31 March 2024**

27. Prior period errors
27.1. Correction of prior period errors

		2022/23		
		Amount bef error correction	Prior period error	Restated
Note		R'000	R'000	R'000
Expenditure:				
Movable tangible capital assets: Computer equipment	26	56 756	(57)	56 699
Net effect		56 756	(57)	56 699

Computer equipment amended due to price adjustment.

28. Other Heritage assets

DCAS is responsible for the Western Cape Archives and Records Services which is responsible for the collection, management, and preservation of records that form part of our archival holding. These records are preserved for the use by government and the public. The records are divided into public (governmental) records i.e., minutes of meetings, and non-public (private) records i.e., family history information.

There are 45 strong rooms with approximately 60km of records in total. Due to the archival collection's significant large numbers, nature and the complexity, it is impracticable to determine which record constitutes an asset, to recognise and attach a value to these records or allocate a value of R1 to each record. Therefore, their value cannot be measured reliably when received and the Department thus cannot attach a value to these records.

These records are accessible to the public and information about the different categories of records can be viewed on the DCAS website.

**WESTERN CAPE DEPARTMENT OF CULTURAL AFFAIRS AND SPORT
VOTE 13**

**NOTES TO THE ANNUAL FINANCIAL STATEMENTS
for the year ended 31 March 2024**

29. Statement of conditional grants received

Name of grant	2023/24										2022/23	
	GRANT ALLOCATION					SPENT					Division of Revenue Act / Provincial grants	Amount spent by department
	Division of Revenue Act / Provincial grants	Roll overs	DORA Adjustments	Other Adjustments	Total Available	Amount received by department	Amount spent by department	Under- / (Overspending)	% of available funds spent by department			
R'000	R'000	R'000	R'000	R'000	R'000	R'000	R'000	%	R'000	R'000	R'000	
Community Library Services Grant	193 331	-	-	-	193 331	193 331	193 331	-	100.0%	190 102	190 102	
Mass Participation and Sport Development Grant	62 516	-	(4 545)	-	57 971	57 971	57 971	-	100.0%	91 221	91 221	
Expanded Public Works Programme Integrated Grant for Provinces	2 956	-	-	-	2 956	2 956	2 956	-	100.0%	3 099	3 099	
Social Sector Expanded Public Works Programme Incentive Grant for Provinces	4 693	-	(336)	-	4 357	4 357	4 357	-	100.0%	4 333	4 333	
TOTAL	263 496	-	(4 881)	-	258 615	258 615	258 615	-		288 755	288 755	

**WESTERN CAPE DEPARTMENT OF CULTURAL AFFAIRS AND SPORT
VOTE 13**

**NOTES TO THE ANNUAL FINANCIAL STATEMENTS
for the year ended 31 March 2024**

30. Statement of conditional grants and other transfers paid to municipalities

	2023/24							2022/23	
	GRANT ALLOCATION				TRANSFER			DORA and other transfers	Actual transfer
	DORA and other transfers	Roll overs	Adjustments	Total Available	Actual transfer	Funds withheld	Reallocations by National Treasury / National Department †		
Name of municipality	R'000	R'000	R'000	R'000	R'000	R'000	%	R'000	R'000
Equitable share									
Beaufort West	7 158	-	-	7 158	7 158	-	-	6 679	6 679
Bergrivier	5 145	-	-	5 145	5 145	-	-	4 884	4 884
Bitou	9 892	-	-	9 892	9 892	-	-	9 572	9 572
Breedee Valley	321	-	-	321	321	-	-	-	-
Cape Agulhas	9 882	-	-	9 882	9 882	-	-	7 153	7 153
Cederberg	6 370	-	-	6 370	6 370	-	-	5 408	5 408
City of Cape Town	12 159	-	-	12 159	12 159	-	-	10 830	10 830
Drakenstein	255	-	-	255	255	-	-	-	-
George	892	-	-	892	892	-	-	800	800
Hessequa	7 236	-	-	7 236	7 236	-	-	5 852	5 852
Kannaland	3 607	-	-	3 607	3 607	-	-	3 281	3 281
Knysna	136	-	-	136	136	-	-	-	-
Laingsburg	1 712	-	-	1 712	1 712	-	-	1 595	1 595
Langeberg	7 169	-	-	7 169	7 169	-	-	6 866	6 866
Matzikama	5 953	-	-	5 953	5 953	-	-	5 688	5 688
Mosselbay	378	-	-	378	378	-	-	-	-

**WESTERN CAPE DEPARTMENT OF CULTURAL AFFAIRS AND SPORT
VOTE 13**

**NOTES TO THE ANNUAL FINANCIAL STATEMENTS
for the year ended 31 March 2024**

30. Statement of conditional grants and other transfers paid to municipalities (Continued)

	2023/24							2022/23	
	GRANT ALLOCATION				TRANSFER				
	DORA and other transfers	Roll overs	Adjustments	Total Available	Actual transfer	Funds withheld	Reallocations by National Treasury / National Department	DORA and other transfers	Actual transfer
Name of municipality	R'000	R'000	R'000	R'000	R'000	R'000	%	R'000	R'000
Oudtshoorn	893	-	-	893	893	-	-	-	-
Overstrand	372	-	-	372	372	-	-	-	-
Prince Albert	2 257	-	-	2 257	2 257	-	-	1 947	1 947
Saldanha Bay	257	-	-	257	257	-	-	-	-
Stellenbosch	180	-	-	180	180	-	-	220	220
Swartland	7 923	-	-	7 923	7 923	-	-	6 439	6 439
Swellendam	6 434	-	-	6 434	6 434	-	-	6 260	6 260
Theewaterskloof	8 922	-	-	8 922	8 922	-	-	7 076	7 076
Witzenberg	7 248	-	-	7 248	7 248	-	-	8 235	8 235
Subtotal	112 751	-	-	112 751	112 751	-	-	98 785	98 785
Conditional grants									
Bergrivier	3 296	-	-	3 296	3 296	-	-	3 169	3 169
Bitou	2 405	-	-	2 405	2 405	-	-	2 295	2 295
Breede Valley	12 073	-	-	12 073	12 073	-	-	11 114	11 114
City of Cape Town	53 826	-	-	53 826	53 826	-	-	52 712	52 712
Drakenstein	21 143	-	-	21 143	21 143	-	-	19 954	19 954

**WESTERN CAPE DEPARTMENT OF CULTURAL AFFAIRS AND SPORT
VOTE 13**

**NOTES TO THE ANNUAL FINANCIAL STATEMENTS
for the year ended 31 March 2024**

30. Statement of conditional grants and other transfers paid to municipalities (Continued)

	2023/24							2022/23	
	GRANT ALLOCATION				TRANSFER				
	DORA and other transfers	Roll overs	Adjustments	Total Available	Actual transfer	Funds withheld	Reallocations by National Treasury / National Department	DORA and other transfers	Actual transfer
Name of municipality	R'000	R'000	R'000	R'000	R'000	R'000	%	R'000	R'000
George	11 288	-	-	11 288	11 288	-	-	11 921	11 921
Hessequa	4 218	-	-	4 218	4 218	-	-	4 073	4 073
Knysna	10 842	-	-	10 842	10 842	-	-	10 659	10 659
Laingsburg	150	-	-	150	150	-	-	-	-
Langeberg	3 969	-	-	3 969	3 969	-	-	3 809	3 809
Matzikama	3 298	-	-	3 298	3 298	-	-	3 171	3 171
Mosselbay	10 214	-	-	10 214	10 214	-	-	10 043	10 043
Oudtshoorn	7 824	-	-	7 824	7 824	-	-	7 690	7 690
Overstrand	8 398	-	-	8 398	8 398	-	-	8 258	8 258
Saldanha Bay	8 866	-	-	8 866	8 866	-	-	8 378	8 378
Stellenbosch	11 252	-	-	11 252	11 252	-	-	14 112	14 112
Swartland	5 347	-	-	5 347	5 347	-	-	5 184	5 184
Swellendam	-	-	-	-	-	-	-	630	630
Theewaterskloof	2 858	-	-	2 858	2 858	-	-	2 739	2 739
Witzenberg	4 167	-	-	4 167	4 167	-	-	3 311	3 311
Subtotal	185 434	-	-	185 434	185 434	-	-	183 222	183 222
TOTAL	298 185	-	-	298 185	298 185	-	-	282 007	282 007

**WESTERN CAPE DEPARTMENT OF CULTURAL AFFAIRS AND SPORT
VOTE 13**

**NOTES TO THE ANNUAL FINANCIAL STATEMENTS
for the year ended 31 March 2024**

31. Broad Based Black Economic Empowerment performance

Information on compliance with the B-BBEE Act is included in the annual report under the section titled B-BBEE Compliance Performance Information.

32. Natural disaster or relief expenditure

	2023/24	2022/23
Note	R'000	R'000
Goods and services	-	106
Transfers and subsidies ¹	4 500	4 060
Total	4 500	4 166

¹Funding was provided to Province Aided and Local Museums as well as the Western Cape Cultural Commission in respect of acquiring loadshedding mitigation equipment.

**WESTERN CAPE DEPARTMENT OF CULTURAL AFFAIRS AND SPORT
VOTE 13**

**ANNEXURES TO THE ANNUAL FINANCIAL STATEMENTS
for the year ended 31 March 2024**

ANNEXURE 1A

STATEMENT OF CONDITIONAL GRANTS AND OTHER TRANSFERS PAID TO MUNICIPALITIES

Name of Municipality	2023/24											2022/23		
	GRANT ALLOCATION				TRANSFER				SPENT				DORA and other transfers	Actual transfers
	DoRA and Other transfers	Roll overs	Adjustments	Total Available	Actual transfer	Funds withheld	Re-allocations by National Treasury or National department	Amount received by Municipality	Amount spent by Municipality	Unspent funds	% of available funds spent by Municipality			
R'000	R'000	R'000	R'000	R'000	R'000	R'000	%	R'000	R'000	R'000	%	R'000	R'000	
Beaufort West	7 158	-	-	7 158	7 158	-	-	7 158	5 106	2 052	71.3%	6 679	6 679	
Bergrivier	8 441	-	-	8 441	8 441	-	-	8 441	6 094	2 347	72.2%	8 053	8 053	
Bitou	12 297	-	-	12 297	12 297	-	-	12 297	9 138	3 159	74.3%	11 867	11 867	
Breede Valley	12 394	-	-	12 394	12 394	-	-	12 394	12 073	321	97.4%	11 114	11 114	
Cape Agulhas	9 882	-	-	9 882	9 882	-	-	9 882	5 403	4 479	54.7%	7 153	7 153	
Cederberg	6 370	-	-	6 370	6 370	-	-	6 370	4 868	1 502	76.4%	5 408	5 408	
City of Cape Town	65 985	-	-	65 985	65 985	-	-	65 985	41 673	24 312	63.2%	63 542	63 542	
Drakenstein	21 398	-	-	21 398	21 398	-	-	21 398	17 802	3 596	83.2%	19 954	19 954	
George	12 180	-	-	12 180	12 180	-	-	12 180	9 822	2 358	80.6%	12 721	12 721	
Hessequa	11 454	-	-	11 454	11 454	-	-	11 454	6 977	4 477	60.9%	9 925	9 925	
Kannaland	3 607	-	-	3 607	3 607	-	-	3 607	2 245	1 362	62.2%	3 281	3 281	
Knysna	10 978	-	-	10 978	10 978	-	-	10 978	8 999	1 979	82.0%	10 659	10 659	
Laingsburg	1 862	-	-	1 862	1 862	-	-	1 862	966	896	51.9%	1 595	1 595	
Langeberg	11 138	-	-	11 138	11 138	-	-	11 138	7 823	3 315	70.2%	10 675	10 675	

**WESTERN CAPE DEPARTMENT OF CULTURAL AFFAIRS AND SPORT
VOTE 13**

**ANNEXURES TO THE ANNUAL FINANCIAL STATEMENTS
for the year ended 31 March 2024**

ANNEXURE 1A

STATEMENT OF CONDITIONAL GRANTS AND OTHER TRANSFERS PAID TO MUNICIPALITIES (CONTINUED)

Name of Municipality	2023/24											2022/23		
	GRANT ALLOCATION				TRANSFER				SPENT				DORA and other transfers	Actual transfers
	DoRA and Other transfers	Roll overs	Adjustments	Total Available	Actual transfer	Funds withheld	Re-allocations by National Treasury or National department	Amount received by Municipality	Amount spent by Municipality	Unspent funds	% of available funds spent by Municipality			
R'000	R'000	R'000	R'000	R'000	R'000	R'000	%	R'000	R'000	R'000	%	R'000	R'000	
Matzikama	9 251	-	-	9 251	9 251	-	-	9 251	6 836	2 415	73.9%	8 859	8 859	
Mossel Bay	10 592	-	-	10 592	10 592	-	-	10 592	9 904	688	93.5%	10 043	10 043	
Oudtshoorn	8 717	-	-	8 717	8 717	-	-	8 717	6 827	1 890	78.3%	7 690	7 690	
Overstrand	8 770	-	-	8 770	8 770	-	-	8 770	7 905	865	90.1%	8 258	8 258	
Prince Albert	2 257	-	-	2 257	2 257	-	-	2 257	1 432	825	63.4%	1 947	1 947	
Saldanha Bay	9 123	-	-	9 123	9 123	-	-	9 123	8 062	1 061	88.4%	8 378	8 378	
Stellenbosch	11 432	-	-	11 432	11 432	-	-	11 432	7 981	3 451	69.8%	14 332	14 332	
Swartland	13 270	-	-	13 270	13 270	-	-	13 270	9 178	4 092	69.2%	11 623	11 623	
Swellendam	6 434	-	-	6 434	6 434	-	-	6 434	4 174	2 260	64.9%	6 890	6 890	
Theewaterskloof	11 780	-	-	11 780	11 780	-	-	11 780	6 883	4 897	58.4%	9 815	9 815	
Witzenberg	11 415	-	-	11 415	11 415	-	-	11 415	9 133	2 282	80.0%	11 546	11 546	
TOTAL	298 185	-	-	298 185	298 185	-	-	298 185	217 304	80 881		282 007	282 007	

**WESTERN CAPE DEPARTMENT OF CULTURAL AFFAIRS AND SPORT
VOTE 13**

**ANNEXURES TO THE ANNUAL FINANCIAL STATEMENTS
for the year ended 31 March 2024**

ANNEXURE 1B

STATEMENT OF TRANSFERS TO DEPARTMENTAL AGENCIES AND ACCOUNTS

Departmental Agency or Account	2023/24						2022/23	
	TRANSFER ALLOCATION				TRANSFER		Final Budget R'000	Actual transfer R'000
	Adjusted Budget R'000	Roll overs R'000	Adjustments R'000	Total Available R'000	Actual transfer R'000	% of available funds transferred %		
Western Cape Cultural Commission	655	-	1 500	2 155	2 155	100.0%	627	627
Heritage Western Cape	1 621	-	272	1 893	1 893	100.0%	1 537	1 537
Western Cape Language Committee	303	-	-	303	303	100.0%	439	439
Artscape	213	-	-	213	213	100.0%	254	254
South African Broadcast Corporation	119	-	4	123	123	100.0%	116	116
South African Revenue Services	22	-	(22)	-	-	-	-	-
TOTAL	2 933	-	1 754	4 687	4 687		2 973	2 973

The increase is mainly due to additional funding allocated to the Western Cape Cultural Commission for loadshedding mitigation for the Cultural Facilities.

**WESTERN CAPE DEPARTMENT OF CULTURAL AFFAIRS AND SPORT
VOTE 13**

**ANNEXURES TO THE ANNUAL FINANCIAL STATEMENTS
for the year ended 31 March 2024**

ANNEXURE 1C

STATEMENT OF TRANSFERS TO NON-PROFIT INSTITUTIONS

	2023/24						2022/23	
	TRANSFER ALLOCATION				EXPENDITURE		Final Budget	Actual transfer
	Adjusted Budget	Roll overs	Adjustments	Total Available	Actual transfer	% of available funds transferred		
Non-profit institutions	R'000	R'000	R'000	R'000	R'000	%	R'000	R'000
Transfers								
Beaufort West Museum	4 156	-	(3 173)	983	983	100.0%	826	826
Caledon Museum	468	-	125	593	593	100.0%	402	402
CP Nel Museum	808	-	-	808	808	100.0%	831	831
Drostdy Museum	1 912	-	250	2 162	2 162	100.0%	1 703	1 703
Elands Bay Meseum	400	-	(125)	275	275	100.0%	-	-
Fransie Pienaar Museum	339	-	54	393	393	100.1%	256	256
Genadendal Mission Museum	358	-	701	1 059	1 059	100.0%	732	732
Great Brak River Museum	243	-	125	368	368	100.0%	204	204
Hout Bay Museum	1 696	-	55	1 751	1 751	100.0%	1 956	1 956
Huguenot Memorial Museum	878	-	228	1 106	1 106	100.0%	738	738
Jan Dankaert Museum	351	-	125	476	476	100.0%	292	292
Lwandle Migrant Labour Museum	801	-	382	1 183	1 183	100.0%	777	777
Montagu Museum	842	-	33	875	875	100.0%	511	511
Old Harbour Museum	804	-	161	965	965	100.0%	838	838
Oude Kerk Volksmuseum (Tulbagh)	782	-	315	1 097	1 097	100.0%	702	702
Paarl Museum	534	-	28	562	562	100.0%	293	293
Robertson Museum	169	-	125	294	294	100.0%	53	53
SA Fisheries Museum	194	-	124	318	318	100.0%	136	136
SA Sendinggestig Museum	4 911	-	815	5 726	5 726	100.0%	3 107	3 107

**WESTERN CAPE DEPARTMENT OF CULTURAL AFFAIRS AND SPORT
VOTE 13**

**ANNEXURES TO THE ANNUAL FINANCIAL STATEMENTS
for the year ended 31 March 2024**

ANNEXURE 1C

STATEMENT OF TRANSFERS TO NON-PROFIT INSTITUTIONS (CONTINUED)

	2023/24					2022/23		
	TRANSFER ALLOCATION				EXPENDITURE			
	Adjusted Budget	Roll overs	Adjustments	Total Available	Actual transfer	% of available funds transferred	Final Budget	Actual transfer
	R'000	R'000	R'000	R'000	R'000	%	R'000	R'000
Transfers								
Shipwreck Museum	2 004	-	132	2 136	2 136	100.0%	1 982	1 982
Simon's Town Museum	242	-	89	331	331	100.0%	375	375
Stellenbosch Museum	2 680	-	581	3 261	3 261	100.0%	3 489	3 489
Togryers Museum	832	-	(472)	360	360	100.0%	283	283
Wellington Museum	313	-	137	450	450	100.0%	445	445
Wheat Industry Museum	861	-	(100)	761	761	100.0%	1 792	1 792
Blombos Museum of Archaeology	100	-	125	225	225	100.0%	34	34
Arts and Culture Support	22 959	-	689	23 648	23 648	100.0%	20 426	20 426
Library for the Blind	1 300	-	-	1 300	1 300	100.0%	1 200	1 200
Sport Federations	123 817	-	(50 187)	73 630	73 630	100.0%	106 278	106 278
Community Chest of the Western Cape	873	-	42 342	43 215	43 215	100.0%	49 063	49 063
Scouts SA	-	-	1 883	1 883	1 883	100.0%	722	722
Hope Through Action Foundation	-	-	4 550	4 550	4 550	100.0%		
Sport Organisations	747	-	403	1 150	1 150	100.0%	13 082	13 082
Donations	560	-	255	815	815	100.0%	324	324
NPI: Claims Against State NPI	-	-	-	-	-		1	1
TOTAL	177 934	-	775	178 709	178 709		213 853	213 853

Decrease is mainly due to fiscal consolidation.

**WESTERN CAPE DEPARTMENT OF CULTURAL AFFAIRS AND SPORT
VOTE 13**

**ANNEXURES TO THE ANNUAL FINANCIAL STATEMENTS
for the year ended 31 March 2024**

**ANNEXURE 1D
STATEMENT OF TRANSFERS TO HOUSEHOLDS**

Household	2023/24					2022/23		
	TRANSFER ALLOCATION				EXPENDITURE		Final Budget	Actual transfer
	Adjusted Budget	Roll overs	Adjustments	Total Available	Actual transfer	% of available funds transferred		
R'000	R'000	R'000	R'000	R'000	R'000	%	R'000	R'000
Transfers								
Leave Gratuity	1 771	-	99	1 870	1 870	100.0%	1 436	1 436
Injury on Duty	-	-	129	129	129	100.0%	733	733
Pension Penalty ¹	-	-	465	465	465	100.0%	1 294	1 294
Donations	1 472	-	(81)	1 391	1 391	100.0%	1 983	1 983
TOTAL	3 243	-	612	3 855	3 855		5 446	5 446

**WESTERN CAPE DEPARTMENT OF CULTURAL AFFAIRS AND SPORT
VOTE 13**

**ANNEXURES TO THE ANNUAL FINANCIAL STATEMENTS
for the year ended 31 March 2024**

ANNEXURE 1E

STATEMENT OF GIFTS, DONATIONS AND SPONSORSHIPS RECEIVED

Name of organisation	Nature of gift, donation or sponsorship	2023/24	2022/23
		R'000	R'000
<u>Received in cash</u>			
Old Mutual	Support to the Sport and Recreation Days	99	99
Subtotal - received in cash		99	99
<u>Received in kind</u>			
Gifts			
Netball World Cup Board	2x Backpacks, umbrella, NWC t-shirt and power banks	-	2
Cape Town Cycle Tour	1x Cycle Tour jersey	-	1
WADA	1x Clothing attire	1	-
UCT Hasso Plattner Design School	1x Cloth bag with soap and Moska incense vaporiser	1	-
Hisense	1x Portable blender, notebook and pen with USB, tea set and bottle of wine	2	-
SAFA Cape Town	2x Travel bag	1	-
Groot Constantia	1x Bottle of wine	1	-
OASIS Group	2x Box biscuits	1	-
WP Hockey	3x Towel, flask, key ring and puk	1	-
National Archives of Netherland	1x Book	1	-
Total gifts		9	3
Donations			
Hadeba	36 (2022/23) and 207 (2021/22) x Library books	-	7
J.N. Hamman	150x Library books	-	45
International Association of Human Values	40x Library books	-	11
National Library of South Africa	1x Library book	-	1
Kleinmond Public Library	41x Library books	-	5
Western Cape Cultural Commission	1x Petrol hedge trimmer/ weed eater	-	5
Western Cape Cultural Commission	1x Petrol blower	-	3

**WESTERN CAPE DEPARTMENT OF CULTURAL AFFAIRS AND SPORT
VOTE 13**

**ANNEXURES TO THE ANNUAL FINANCIAL STATEMENTS
for the year ended 31 March 2024**

ANNEXURE 1E

STATEMENT OF GIFTS, DONATIONS AND SPONSORSHIPS RECEIVED (CONTINUED)

Name of organisation	Nature of gift, donation or sponsorship	2023/24	2022/23
		R'000	R'000
Western Cape Cultural Commission	3x Bar fridges	-	10
Western Cape Cultural Commission	8x Cane pedestals	-	17
Western Cape Cultural Commission	4x Bed sets	-	20
Western Cape Cultural Commission	2x Tub chairs	-	5
Western Cape Cultural Commission	6x Dining chairs	-	8
Western Cape Cultural Commission	5x Tables	-	7
Western Cape Cultural Commission	15x Chairs	-	15
Western Cape Cultural Commission	1x Freezer	7	8
Western Cape Cultural Commission	1x Couch, 2 seater with cushions	-	9
Western Cape Cultural Commission	1x Refrigerator	9	8
Western Cape Cultural Commission	2x Desks	-	10
Western Cape Cultural Commission	1x Chainsaw	-	9
Western Cape Cultural Commission	2x Mirrors	-	2
Western Cape Cultural Commission	4x Slay headboards	-	5
Western Cape Cultural Commission	4x T-lamp lights	-	4
Western Cape Cultural Commission	170x Chairs	40	-
Western Cape Cultural Commission	3x Gas stoves	94	-
Western Cape Cultural Commission	1x Microwave	11	-
Western Cape Cultural Commission	1x Urn	11	-
Western Cape Cultural Commission	2x Weed eater	29	-
Total donations		201	214
Subtotal – received in kind		210	217
TOTAL GIFTS, DONATIONS AND SPONSORSHIPS RECEIVED		309	316

**WESTERN CAPE DEPARTMENT OF CULTURAL AFFAIRS AND SPORT
VOTE 13**

**ANNEXURES TO THE ANNUAL FINANCIAL STATEMENTS
for the year ended 31 March 2024**

ANNEXURE 1F

STATEMENT OF GIFTS, DONATIONS AND SPONSORSHIPS MADE

Nature of gift, donation or sponsorship	2023/24	2022/23
<i>(Group major categories but list material items including name of organisation)</i>	R'000	R'000
Made in kind		
Donations		
Computer Equipment - Langebaan Public Library	-	25
Computer Equipment - The Parish of All Saints	-	47
Computer Equipment - Simon's Town School	-	227
Computer Equipment and Furniture - Elnor Primary School	121	-
Computer Equipment - St. Blaze Nursery School	14	-
Computer Equipment - ACVV Kenani Dienssentrum	45	-
Computer Equipment - Heart to Heart	34	-
Computer Equipment - Verenigende Gereformeerde Kerk in SA (VGK)	45	-
Computer Equipment and Furniture - Jabez Evangelie	202	-
Computer Equipment - Swellendam Municipality	206	-
Computer Equipment - Department of Police Oversight and Community Safety	20	-
TOTAL DONATIONS MADE IN KIND	687	299

**WESTERN CAPE DEPARTMENT OF CULTURAL AFFAIRS AND SPORT
VOTE 13**

**ANNEXURES TO THE ANNUAL FINANCIAL STATEMENTS
for the year ended 31 March 2024**

ANNEXURE 2

STATEMENT OF CONTINGENT LIABILITIES AS AT 31 MARCH 2024

Nature of liability	Opening balance 1 April 2023	Liabilities incurred during the year	Liabilities paid / cancelled / reduced during the year	Liabilities recoverable (Provide details hereunder)	Closing balance 31 March 2024
	R'000	R'000	R'000	R'000	R'000
Claims against the department					
TRF Sport (Treadmills) - Claim for defective goods sold and delivered	191	-	-	-	191
TRF Sport (Board Games) - Claim for sub-standard goods sold and delivered	478	-	-	-	478
Personal Injury Claim instituted against the Department of Education and Department of Cultural Affairs and Sport	2 601	-	-	-	2 601
TOTAL	3 270	-	-	-	3 270

Matters are pending.

**WESTERN CAPE DEPARTMENT OF CULTURAL AFFAIRS AND SPORT
VOTE 13**

**ANNEXURES TO THE ANNUAL FINANCIAL STATEMENTS
for the year ended 31 March 2024**

**ANNEXURE 3
CLAIMS RECOVERABLE**

Government entity	Confirmed balance outstanding		Unconfirmed balance outstanding		Total		Cash-in-transit at year end 2023/24	
	31/03/2024	31/03/2023	31/03/2024	31/03/2023	31/03/2024	31/03/2023	Receipt date up to six (6) working days after year end	Amount
	R'000	R'000	R'000	R'000	R'000	R'000		R'000
Department								
WC: Department of Health and Wellness	5	-	-	-	5	-	-	-
WC: Department of the Premier	-	18	-	-	-	18	-	-
WC: Provincial Treasury	-	24	-	-	-	24	-	-
TOTAL	5	42	-	-	5	42	-	-

**WESTERN CAPE DEPARTMENT OF CULTURAL AFFAIRS AND SPORT
VOTE 13**

**ANNEXURES TO THE ANNUAL FINANCIAL STATEMENTS
for the year ended 31 March 2024**

**ANNEXURE 4
INTERGOVERNMENT PAYABLES**

GOVERNMENT ENTITY	Confirmed balance outstanding		Unconfirmed balance outstanding		Total		Cash-in-transit at year end 2023/24	
	31/03/2024	31/03/2023	31/03/2024	31/03/2023	31/03/2024	31/03/2023	Payment date up to six (6) working days after year end	Amount
	R'000	R'000	R'000	R'000	R'000	R'000		R'000
DEPARTMENTS								
Current								
Department of Justice and Constitutional Development	-	-	406	408	406	408	-	-
Department of the Premier	14	-	18	-	32	-		
Total Departments	14	-	424	408	438	408	-	-
OTHER GOVERNMENT ENTITIES								
Current								
Mobility Department – Government Motor Transport ¹	331	179	-	-	331	179	-	-
Total Other Government Entities	331	179	-	-	331	179	-	-
TOTAL INTERGOVERNMENT PAYABLES	345	179	424	408	769	587	-	-

**WESTERN CAPE DEPARTMENT OF CULTURAL AFFAIRS AND SPORT
VOTE 13**

**ANNEXURES TO THE ANNUAL FINANCIAL STATEMENTS
for the year ended 31 March 2024**

**ANNEXURE 5
INVENTORIES**

	2023/24	2022/23
	Goods and Services	Goods and Services
Inventories for the year ended 31 March 2024	R'000	R'000
Opening balance	-	-
Add: Additions/Purchases – Cash	951	849
(Less): Issues	(952)	(849)
Add/(Less): Received current, not paid; (Paid current year, received prior year)	1	-
Closing balance	-	-

**WESTERN CAPE DEPARTMENT OF CULTURAL AFFAIRS AND SPORT
VOTE 13**

**ANNEXURES TO THE ANNUAL FINANCIAL STATEMENTS
for the year ended 31 March 2024**

**ANNEXURE 6
NATURAL DISASTER OR RELIEF EXPENDITURE
Per quarter and in total**

Expenditure per economic classification	2023/24					2022/23
	Q1	Q2	Q3	Q4	Total	Total
	R'000	R'000	R'000	R'000	R'000	R'000
Goods and services						106
Consumable supplies	-	-	-	-	-	89
Consultants: Business and advisory services	-	-	-	-	-	17
	-	-	-	-	-	-
Transfers and subsidies						4 060
Museums	-	-	-	3 000	3 000	3 565
Municipalities	-	-	-	-	-	495
Western Cape Cultural Commission	-	-	-	1 500	1 500	-
TOTAL NATURAL DISASTER OR RELIEF EXPENDITURE	-	-	-	4 500	4 500	4 166

¹Funding was provided to Province Aided and Local Museums as well as the Western Cape Cultural Commission in respect of acquiring loadshedding mitigation equipment.

**WESTERN CAPE DEPARTMENT OF CULTURAL AFFAIRS AND SPORT
VOTE 13**

**ANNEXURES TO THE ANNUAL FINANCIAL STATEMENTS
for the year ended 31 March 2024**

**ANNEXURE 7
ANALYSIS OF PREPAYMENTS AND ADVANCES (NOTE 9)**

Name of Entity	Sector of the entity	Description of the item paid for	Classification category	Total Contract Value R'000	Balance outstanding as at 31 March 2023 R'000	Total amount prepaid /advanced in the current year R'000	Less: goods, services or capital assets received in the current year R'000	Add/Less: Other R'000	Balance outstanding as at 31 March 2024 R'000
Prepayments									
Booktalk	External	E-Book Subscription fee	Goods and services	5 506	2 753	-	(2 753)	-	-
Booktalk	External	E-Book Subscription fee	Goods and services	1 755	1 755	-	(1 755)	-	-
Computron World	External	Adobe Creative Cloud For Teams Licenses	Goods and services	41	41	-	(41)	-	-
Azorra Technologies	External	Adobe Creative Cloud For Teams Licenses	Goods and services	57	28	-	(28)	-	-
Computron World	External	Adobe Creative Pro Licenses	Goods and services	52	-	39	-	-	39
Computron World	External	Adobe Creative Cloud Complete Plan subscription	Goods and services	62	-	31	-	-	31
Library And Information Association Of South Africa	External	Membership Fees	Goods and services	4	3	3	(3)	-	3
Hp Ds Afrika	External	Library Future Partnership	Goods and services	500	-	267	-	-	267
Sabinet	External	Bibliographic Network Subscription	Goods and services	803	-	803	-	-	803

**WESTERN CAPE DEPARTMENT OF CULTURAL AFFAIRS AND SPORT
VOTE 13**

**ANNEXURES TO THE ANNUAL FINANCIAL STATEMENTS
for the year ended 31 March 2024**

**ANNEXURE 7
ANALYSIS OF PREPAYMENTS AND ADVANCES (NOTE 9) (CONTINUED)**

Name of Entity	Sector of the entity	Description of the item paid for	Classification category	Total Contract Value	Balance outstanding as at 31 March 2023	Total amount prepaid /advanced in the current year	Less: goods, services or capital assets received in the current year	Add/Less: Other	Balance outstanding as at 31 March 2024
				R'000	R'000	R'000	R'000	R'000	R'000
Prepayments									
Trigon Travel	External	Accommodation, Transport & Flights	Goods and services	1 013	1 429	1 013	(1 429)	-	1 013
South African Broadcasting Corporation	External	Television license	Transfers and Subsidies	22	5	5	(5)	-	5
Southern African Music Rights Organisation	External	SAMRO license	Transfers and Subsidies	100	16	17	(16)	-	17
TOTAL PREPAYMENTS AND ADVANCES				9 915	6 030	2 178	(6 030)	-	2 178

**WESTERN CAPE DEPARTMENT OF CULTURAL AFFAIRS AND SPORT
VOTE 13**

**ANNEXURES TO THE ANNUAL FINANCIAL STATEMENTS
for the year ended 31 March 2024**

ANNEXURE 8

TRANSPORT ASSETS AS PER FINANCE LEASE REGISTER

MOVABLE TANGIBLE CAPITAL ASSETS AS AT 31 MARCH 2024	Opening balance	Current year adjustments to prior year balances	Additions	Disposals	Closing balance
	R'000	R'000	R'000	R'000	R'000
Government Motor Vehicles	38 203	-	14 590	(7 126)	45 667
TOTAL	38 203	-	14 590	(7 126)	45 667

MOVABLE TANGIBLE CAPITAL ASSETS AS AT 31 MARCH 2023	Opening balance	Current year adjustments to prior year balances	Additions	Disposals	Closing balance
	R'000	R'000	R'000	R'000	R'000
Government Motor Vehicles	37 145	-	4 782	(3 724)	38 203
TOTAL	37 145	-	4 782	(3 724)	38 203

The Department of Cultural Affairs and Sport utilised 129 Government motor vehicles during the period ended 31 March 2024, and 128 Government motor vehicles during the previous year ended 31 March 2023.

Head of Communication
Department of Cultural Affairs and Sport
Private Bag X9067, Cape Town, 8000
tel: +27 21 483 9877
www.westerncape.gov.za/cas

Afrikaans and isiXhosa versions of this publication are available on request.
E-mail: Dcas.com@westerncape.gov.za



**Western Cape
Government**

PR 127/2024
ISBN: 978-0-621-52063-7