



Western Cape  
Government

Cultural Affairs and Sport

BETTER TOGETHER.



Annual Review 2018/19  
Western Cape Library Service

Jaaroorisig 2018/19  
Wes-Kaapse Biblioteekdiens

Uphononongo lonyaka wama-2018/19  
Inkonzo yethala leencwadi eNtshona Koloni



# Annual Review 2018/19

## Western Cape Library Service

<b>Overview</b>	4	<b>Municipal Support Services</b>	11
<b>Budget</b>	6	<ul style="list-style-type: none"> <li>Public Library Enhancement</li> </ul>	11
<b>Regional Organisation</b>	7	<ul style="list-style-type: none"> <li>Municipal Funding                             <ul style="list-style-type: none"> <li>Conditional Grant</li> <li>Municipal Replacement Funding</li> <li>Metro Library Grant</li> </ul> </li> </ul>	11
<ul style="list-style-type: none"> <li>Public library service points                             <ul style="list-style-type: none"> <li>Service points per control area</li> <li>Libraries per region</li> <li>New library facilities and upgrades</li> </ul> </li> </ul>	7	<b>Central Organisation</b>	14
<ul style="list-style-type: none"> <li>Statistics                             <ul style="list-style-type: none"> <li>Membership</li> <li>Annual circulation                                     <ul style="list-style-type: none"> <li>Circulation of books and periodicals</li> <li>Annual circulation of books per genre</li> <li>Libraries with the highest non-fiction usage</li> <li>Circulation of audiovisual material</li> <li>Libraries with the highest circulation figures</li> <li>Circulation of library items per municipality</li> </ul> </li> <li>Library stock totals</li> </ul> </li> </ul>	8	<ul style="list-style-type: none"> <li>Selection</li> </ul>	14
		<ul style="list-style-type: none"> <li>Technical Services                             <ul style="list-style-type: none"> <li>SLIMS system support</li> <li>Cataloguing</li> <li>Preparations</li> </ul> </li> </ul>	14
		<ul style="list-style-type: none"> <li>Information Services                             <ul style="list-style-type: none"> <li>Central Reference Section (SN)</li> <li>Publication and Promotions Section</li> <li>Research Section</li> </ul> </li> </ul>	15
		<ul style="list-style-type: none"> <li>Library Administration Support</li> </ul>	17
		<ul style="list-style-type: none"> <li>Registry</li> </ul>	17
		<b>Summary of statistics</b>	17

### Management

Director Cecilia Sani

### Central Organisation

Deputy Director	TheresaCaroline
Assistant Director, Information Services	Neville Adonis
Assistant Director, Selection	Vacant
Assistant Director, Technical Services	Bradley Meyer
Assistant Director, Library Administration Support Services	Vacant

### Regional Organisation

Deputy Director	Vacant
Assistant Director, Cape Winelands and Overberg Control Area	Vacant
Assistant Director, Eden and Central Karoo Control Area	Ronel Mouton
Assistant Director, West Coast Control Area	Selvyn Booysen
Assistant Director, Metropole Control Area	Leonard Fortuin

### Municipal Support Services

Deputy Director	Pieter Hugo
Assistant Director, Municipal Funding	Mbulelo Simema
Assistant Director, Public Library Enhancement	Ethney Waters



## OVERVIEW

### Vision of the Department of Cultural Affairs and Sport

A socially inclusive, creative, active and connected Western Cape.

### Mission of the Department of Cultural Affairs and Sport

To encourage excellence and inclusiveness in sport and culture through the effective, efficient and sustainable use of our resources and through creative partnerships with others. In moving towards excellence, the department will create the conditions for access and mass participation, talent identification and skills development.

### Strategic goals, objectives and functions of the Western Cape Library Service (WCLS)

Within the framework of the Department's vision and mission, the strategic goals of the WCLS are:

- to support and enhance library services for all citizens of the Western Cape
- to develop, transform and promote a sustainable library and information service. This contributes to nation building, good governance, social inclusion and human capital development as well as sustainable economic growth and opportunities.

The strategic objectives of the WCLS are to assist municipalities in the rendering of public library services in the Western Cape and thereby to provide library and information services that:

- are free, equitable and accessible
- provide for information, reading and learning needs
- promote a culture of reading, library usage and lifelong learning.

The functions of the WCLS are:

- acquiring new library material
- professional processing of library material
- providing library material and equipment as well as professional guidance to public libraries
- ensuring that the collections in its 375 libraries remain relevant and updated
- continuously undertaking a needs analysis, and in consultation with public libraries, providing training programmes by the Regional Organisation
- promoting the use of library material
- providing a specialised information service through its Central Reference Section and undertaking relevant research
- maintaining a computerised library and information system
- sustaining and extending the Extended Rural Library Service Project (mini libraries) to disadvantaged communities that have no library facilities. (This forms part of the Community Library Conditional Grant programme)

- promoting Information and Communication Technology (ICT) to improve services by providing multiple workstations with free internet connectivity at rural public libraries through the Rural Libraries Internet Connectivity Project (RLICP)
- roll out of the Western Cape Government's Broad Band Initiative (BBI)
- transferring payments from the conditional grant funding to municipalities with the main focus on employing additional staff and the building of new libraries or upgrading of existing public libraries
- transferring payments from the Provincial Treasury's Municipal Replacement Fund (MRF) to assist libraries in B3-municipalities to start addressing the unfunded mandate
- implementing the Mzansi Libraries Online project, ensuring enhanced ICT connectivity and library staff development
- establishing Mini Library sites for the Blind in existing public libraries in conjunction with the SA Library for the Blind.

### Acts, rules, regulations and provincial strategies

The following legislation impacts on the WCLS:

- **Constitution of the Republic of South Africa, 1996 (Act 108 of 1996)**  
Annexure Five: 'Libraries (excluding national libraries) are exclusively a provincial legislative competency.'
- **Provincial Library Service Ordinance, 1981, Ordinance 16 of 1981**  
Historically the provision of library services was a shared service between provinces and municipalities as per the above ordinance. An unfunded mandate was created by the Constitution of South Africa (Act no 108 of 1996) assigning the library function as an area of exclusive provincial legislative competence, but without the funds adequately following the function.  
  
The Department of Cultural Affairs and Sport, with the assistance of the National Department of Arts and Culture and Provincial Treasury, are addressing the unfunded mandate through the Conditional Grant, the Municipal Replacement Fund and the Metro Library Grant, by fully funding the 15 B3-municipalities and providing significant funding for the remaining B1- and B2- municipalities and partial funding for the Metro.  
  
As a result of this municipalities continue to provide a front-line service while the provincial department continues to engage in economies of scale via the co-ordination of procurement, selection, book preparation, cataloguing and distribution and the upgrading, and provision of new libraries across the province.
- **Western Cape Languages Act, 1998, Western Cape Language Policy, 2005**  
The official languages Afrikaans, English and isiXhosa are used and these languages enjoy equal status.

## Demographic profile of the Western Cape

<b>Year</b>	2018
<b>Population</b>	6 844 272
<b>Population groups</b>	
• Coloured	46%
• Black	33%
• White	17%
• Indian/Other	1%
• Unspecified	3%
<b>Home language</b>	
• Afrikaans	46%
• isiXhosa	26%
• English	21%
• Other	5%
• Unspecified	2%
<b>Age distribution</b>	
• 0-4	8%
• 5-9	8%
• 10-19	15%
• 20-59	59%
• 60-100	10%
<b>Gender distribution</b>	
• Female	51%
• Male	49%
<b>Unemployment rate in the Western Cape</b>	23.8%
<b>Internet connectivity</b>	
• Population with access to internet	15.72%
• Population with access to internet at home	7.07%
• Population with access to internet at a library	1.27%
• Population with access to internet at work	5.39%
• Population with a computer at home	9.43%
• Population with a cell phone at home	26.18%
• Population that accesses the internet via cell phone	16.38%
<b>Size of the province in km<sup>2</sup></b>	129 462
<b>Population of South Africa</b>	<b>58 775 202</b>

Data Sources: Stats SA Mid-Year Population Estimates 2019, Stats SA Census 2011

**On the cover:** The vibrant mural outside Dunoon's new award-winning, world-class library.

## Highlights

### Conditional grant

The Department continued to receive conditional grant funding to support community libraries and enable communities to gain access to knowledge and information that could improve their socio-economic situation. Funding was provided for the following four new library projects in different phases of completion: Dunoon in City of Cape Town, Groenheuwel in the Drakenstein Municipality, Elim in Cape Agulhas Municipality, and Koekenaap in Matzikama Municipality. The following two new libraries were completed: Dunoon (City of Cape Town) and Groendal (Stellenbosch Municipality). During 2018/19 the Noordhoek (Bergrivier Municipality) upgrade was funded and the Hawston (Overstrand Municipality) upgrade was completed.

### The South African Library for the Blind project

The South African Library for the Blind project added five new Mini Library services for the Blind to existing public libraries, with visually impaired communities being trained and empowered in the use of the special IT equipment. The new service points were established at the Stellenbosch, Idas Valley, Genadendal, Tesselaarsdal, and Hopefield public libraries.

### Library Week 2019 Project

South African Library Week was celebrated nationally from 18 to 24 March 2019 under the umbrella theme *Collaborate @ your library*. This year the national launch of South African Library Week was held in Caledon, Riviersonderend and Tesselaarsdal on 18 March 2019. The launch was attended by the minister of Cultural Affairs and Sport, Anroux Marais and the mayor of Theewaterskloof Municipality, Christelle Vosloo. During this promotional week there were board games, toy library activities, puppet shows, 16mm film shows, and face painting to entertain the guests. More than 500 children and 200 elderly guests from old age homes attended this event.

### National Book Week 2018

National Book Week was celebrated nationally from 3 to 5 September 2018 with the theme *#Ourstories*. The Library Service, in partnership with the South African Book Development Council and Witzenberg municipality, successfully rolled out National Book Week at Op die Berg, Bella Vista, and Nduli community halls. The event was launched on 3 September 2018 by Minister Anroux Marais. The launch programme included an Oral History rendition by Dawid Slinger and a rap and breakdance performance by *Heal the Hood*. Minister Anroux Marais read a story book to the children. Learners were also captivated by the appearances of the Library Service mascot, Bhuki, and the National Book Week mascot, Funda Bala. Programmes presented during the three days included: activities with toy libraries, wordathon card games, storytelling, craft sessions, film shows, face painting, and mobisite workshops for learners.

## BUDGET

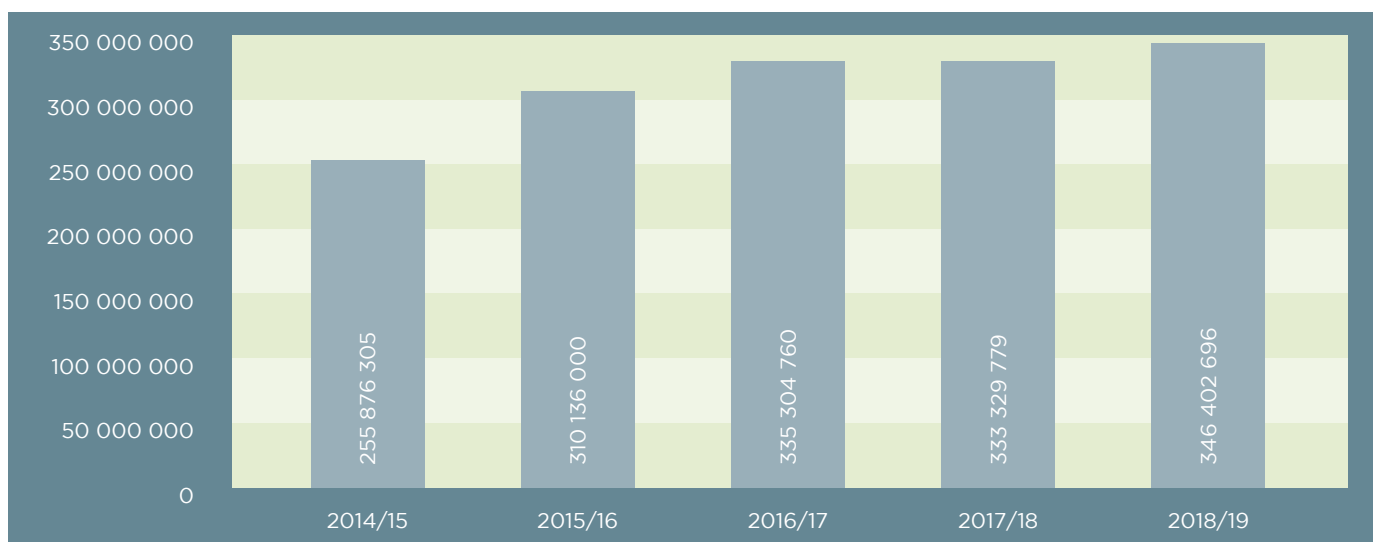
The expenditure of the Library Service for the past five years represents actual expenditure. The expenditure for the financial year 2018/19 includes that of the Conditional Grant, the Municipal Replacement Fund and the Metro Library Grant.

### Library Service expenditure 2018/19 (actual expenditure)

Library Service	R87 385 696
Metro Library Grant	R10 000 000
Municipal Replacement Funding	R72 393 000
Conditional Grant	R176 624 000
<b>Total</b>	<b>R346 402 696</b>

	2014/15	2015/16	2016/17	2017/18	2018/19
Total budget	255 876 305	310 136 000	335 304 760	333 329 779	346 402 696
Increase/decrease (%)	42.31%	21.21%	8.12%	-0.59%	3.77%

### Total budget: Library Service (2014/15 - 2018/19)



## REGIONAL ORGANISATION

The main functions of the regions are to provide library material and equipment to public libraries, professional guidance and training to public librarians and to assist with the building of library facilities. Once new materials have been through the preparation processes, they are allocated to the regions which in turn distribute them to the public libraries under their jurisdiction. Librarians from rural libraries may select new books from their regional libraries. Regional librarians also visit the public libraries in their regions to provide new library material, do collection building and assist with weeding of old and redundant stock and to undertake stock takes. Metro librarians choose their own books for their libraries before selection meetings.

### Public library service points

The division of library service points into control areas is shown in the table below.

#### Service points per control area (31 March 2019)

Control areas	Libraries	Depots	Total
Cape Winelands and Overberg	78	11	89
Eden and Central Karoo	81	3	84
Metropole	104	5	109
West Coast	82	11	93
<b>Total</b>	<b>345</b>	<b>30</b>	<b>375</b>

Library service points are distributed in the 15 regions as follows:

#### Libraries per region (31 March 2019)

	Libraries	Depots	Total
<b>Cape Winelands and Overberg</b>			
Hermanus	21	5	26
Swellendam	32	0	32
Worcester	25	6	31
<b>Total</b>	<b>78</b>	<b>11</b>	<b>89</b>
<b>Eden and Central Karoo</b>			
Beaufort West	14	0	14
George	25	3	28
Mossel Bay	28	0	28
Oudtshoorn	14	0	14
<b>Total</b>	<b>81</b>	<b>3</b>	<b>84</b>
<b>Metropole</b>			
Blaauwberg	8	0	8
Cape Town	33	0	33
False Bay	15	1	16
Southern	20	2	22
Tygerberg	28	2	30
<b>Total</b>	<b>104</b>	<b>5</b>	<b>109</b>
<b>West Coast</b>			
Saldanha	33	1	34
Stellenbosch	28	9	37
Vanrhynsdorp	21	1	22
<b>Total</b>	<b>82</b>	<b>11</b>	<b>93</b>
<b>Grand total</b>	<b>345</b>	<b>30</b>	<b>375</b>

#### New library facilities and upgrades

Two new library service points were opened in the year under review: Dunoon and Khayaletu. Two new depots opened at Koekenaap and Elim. Worcester, Eluxolweni and Gansbaai library service points were upgraded.

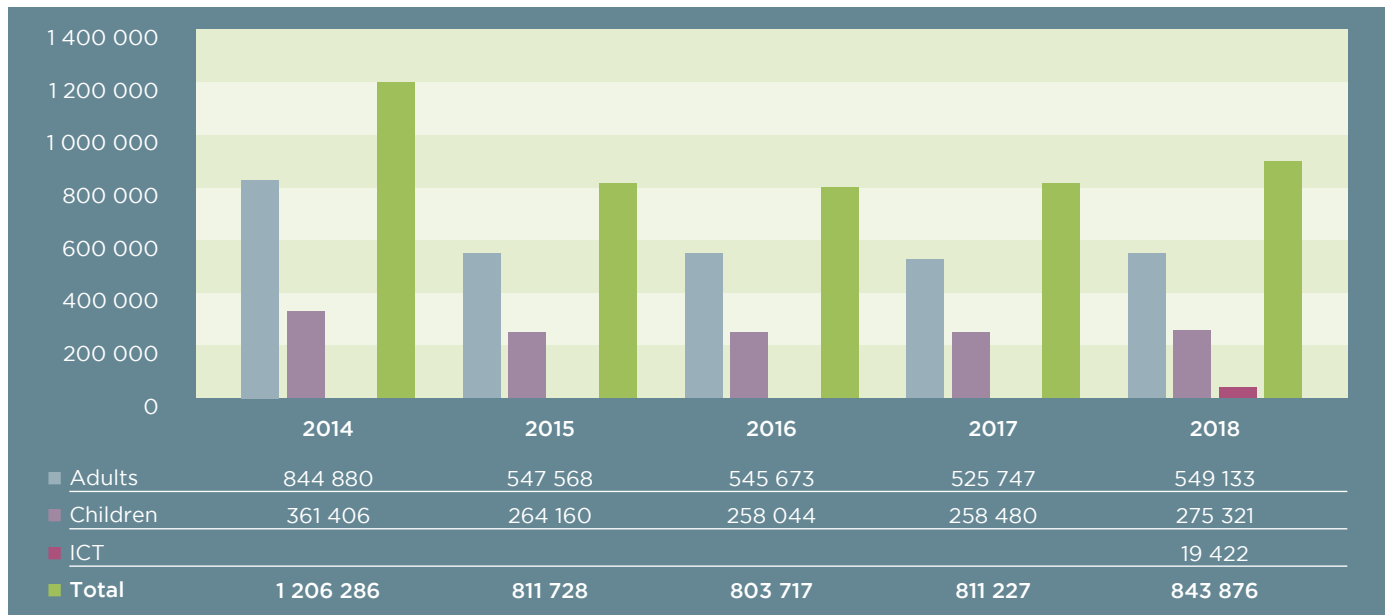
	Library	Municipality	Region
<b>New libraries</b>	Dunoon	City of Cape Town	Blaauwberg
	Khayaletu	Knysna	George
<b>New depots</b>	Koekenaap	Matzikama	Vanrhynsdorp
	Elim	Cape Agulhus	Swellendam
<b>Library upgrades</b>	Worcester	Breede Valley	Worcester
	Eluxolweni	Overstrand	Hermanus
	Gansbaai	Overstrand	Stellenbosch

## Statistics

### Membership

ICT membership was added to this financial year with 19,422 members.

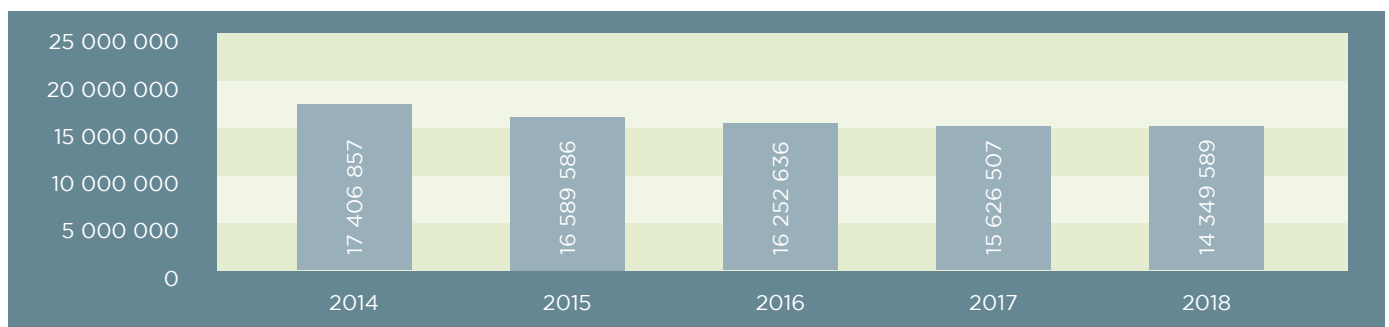
#### Membership of public libraries (2014-2018)



### Annual circulation

The trend of the last few years of steadily declining circulation of printed library material continues with a decrease of 8,17% from the total circulation of books and periodicals for the last calendar year.

#### Circulation of books and periodicals (2014-2018)



Circulation in all genres of printed material has shown a steady decrease over the years.

#### Annual circulation of books per genre (2014-2018)

Year	AF	EF	Adult isiXhosa	NF	AJF	EJF	Children isiXhosa	JNF	Periodicals
2014	5 395 576	4 133 335	35 483	1 640 056	2 120 014	2 751 376	90 030	698 539	542 448
2015	5 073 865	3 964 232	32 548	1 511 644	2 037 289	2 740 719	96 057	630 324	502 908
2016	4 918 562	3 850 676	37 484	1 465 790	1 975 531	2 808 734	90 543	628 748	476 568
2017	4 658 639	3 716 098	30 573	1 438 307	1 941 824	2 680 718	90 676	631 882	437 790
2018	3 977 824	2 906 199	29 434	1 252 185	1 819 033	2 448 970	68 364	470 901	400 899



### Libraries with the highest non-fiction usage (2017/18)

2017	% usage
Khayamandi	52
Malgas Mini Library	47
Central	44
Moses Mabhida	40
Harare Square	39
Gugulethu	39
Masakhane	39
Langa	34
Hector Pieterse (Lwandle)	33
Mfuleni	32
Simon's Town	32
Brown's Farm	31
Nyanga	31
Crossroads	31
Kulani	30

2018	% usage
Moses Mabhida	51
Moorreesburg	50
Mfuleni	45
Toekoms Mini Library	42
Nyanga	40
Gugulethu	40
KwaNokuthula	37
Simon's Town	36
Eikendal	36
Tokai	35
Harare Square	34
Langa	34
Masifunde	34
Central	33
Crossroads	33

### Circulation of audiovisual material (2014-2018)

Statistics for the period under review show that there was a significant drop in the circulation of audiovisual material (a decrease of 26,3% from the year before). Constantly evolving technology offers users alternative ways of accessing audio and visual material, for example, through downloads or streaming from the internet. The Library Service therefore no longer procures new CDs.



## Libraries with the highest circulation figures

Brackenfell Public Library was once again the public library with the highest circulation figure in the Western Cape during 2018, followed by Somerset West and Durbanville public libraries.

2017	Circulation figures
Brackenfell	613 592
Somerset West	488 992
Durbanville	484 389
Bellville	424 518
Fish Hoek	390 919
Strand	328 847
George	302 145
Paarl	279 672
Meadowridge	259 374
Table View	258 489
Hermanus	249 268
Edgemoed	238 146
Parow	232 039
Central	227 004
Tyger Valley	226 014
2018	Circulation figures
Brackenfell	604 652
Somerset West	469 044
Durbanville	420 006
Bellville	372 730
Strand	290 759
George	282 443
Paarl	268 683
Fish Hoek	254 450
Claremont	246 437
Hermanus	242 421
Meadowridge	219 308
Tyger Valley	212 041
Table View	211 665
Parow	201 190
Edgemoed	198 326

## Circulation of library items per municipality

The total circulation of printed as well as audiovisual library items per municipality is listed below. Circulation statistics for depots are not included here, as depots do not fall under the jurisdiction of municipalities.

Municipality	2017	2018
City of Cape Town	9 687 967	8 098 274
Drakenstein	689 589	633 271
Overstrand	590 378	571 077
Swartland	423 279	406 778
Mossel Bay	422 948	379 925
George	456 185	457 208
Hessequa	375 068	361 833
Breede Valley	341 331	347 158
Langeberg	272 323	255 518
Stellenbosch	339 477	338 711
Witzenberg	336 879	298 894
Berg River	228 466	224 056
Saldanha Bay	281 767	260 357
Knysna	224 405	216 109
Oudtshoorn	205 711	201 970
Theewaterskloof	202 035	280 682
Matzikama	189 223	196 937
Cape Agulhas	172 060	177 221
Swellendam	141 100	104 402
Bitou	126 915	124 437
Cederberg	153 054	158 537
Beaufort West	111 292	108 744
Kannaland	82 910	64 417
Prince Albert	60 798	56 638
Laingsburg	27 776	26 435
Total	16 142 936	14 349 589

## Library stock totals

The stock total in this review period was 6,012,420 and includes books and audiovisual material. The figures represent the stock of the 15 regional libraries, General Stacks and the Central Reference Collection. The total value of the stock items held in all Western Cape public libraries was R469,908,755.18 at the end of the 2018/19 financial year.

The total number of stock items has decreased over the last few years as libraries are vigorously weeding out-of-date stock and replacement with new stock is hampered by the ever-decreasing budget for library material.

## Stock totals according to regions (2017/18 - 2018/19)

2017/18	Stock	2018/19	Stock	Value
Tygerberg	730 126	Tygerberg	695 387	57 216 740
Central Reference and General Stacks	568 606	Central Reference and General Stacks	494 684	27 151 409
Saldanha	425 992	Saldanha	422 693	32 240 585
False Bay	439 210	Stellenbosch	420 977	32 182 852
Stellenbosch	410 203	Cape Town	406 603	47 055 854
Southern	422 210	False Bay	394 840	34 559 758
Cape Town	385 762	Southern	384 670	37 226 888
George	409 119	Swellendam	381 690	26 535 921
Swellendam	366 771	George	374 287	28 591 092
Mossel Bay	361 326	Mossel Bay	354 618	25 880 838
Worcester	343 756	Worcester	341 533	24 735 840
Hermanus	311 368	Hermanus	292 361	23 238 737
Blaauwberg	282 270	Vanrhynsdorp	284 566	19 160 525
Vanrhynsdorp	286 324	Blaauwberg	279 616	23 237 921
Oudtshoorn	278 411	Oudtshoorn	276 922	17 133 895
Beaufort West	207 402	Beaufort West	206 973	13 759 901
<b>Total</b>	<b>6 228 856</b>	<b>Total</b>	<b>6 012 420</b>	<b>469 908 755</b>

## MUNICIPAL SUPPORT SERVICES

The Municipal Support Services sub-directorate's responsibility is the management of the Conditional Grant for Community Libraries, Municipal Replacement Funding and the Metro Library Grant, and is aimed at supporting library services at municipal level. This includes the allocation and transfer of funds and the monitoring of the spending by municipalities, as well as assisting municipalities in capacity building regarding the management of these funds. The functions of the sub-directorate are managed by two sections: Public Library Enhancement and Municipal Funding.

### Public Library Enhancement

The Public Library Enhancement section is responsible for projects, mostly funded by the Conditional Grant for Libraries, including new libraries, library upgrades, the Rural Libraries Connectivity Project (RLCP) in cooperation with the provincial Broadband Initiative, The Library Corners for the Blind in cooperation with the South African Library for the Blind and the implementation of the Mzansi Libraries Online Project. Some projects are centrally managed and others are managed in collaboration with municipalities.

During the year under review, three new libraries were connected to the internet, bringing the total number of connected libraries to 226. Most of these libraries are part of the Western Cape Government's Broadband Initiative (186 of the rural libraries) and 22 libraries are part of the Mzansi Libraries Online project.

The South African Library for the Blind project was in a service enhancement year, with sites added, but visually impaired communities surrounding existing sites were trained and empowered in the use of the special IT equipment.

### Municipal Funding

#### Conditional Grant

The purpose of the Conditional Grant for Community Libraries is to transform urban and rural community library infrastructure, facilities and services through a recapitalised programme at national, provincial and local government level.

Since its inception eleven years ago, the Western Cape Department of Cultural Affairs and Sport has

received more than R761 million in Conditional Grant funding from the National Department of Arts and Culture. These funds were spent on addressing the unfunded mandate for libraries in the province. An amount of R176,624,000 in Conditional Grant funding was received during the 2018/19 financial year. From this budget R167,631,000 was transferred to 19 municipalities in the province to pay for public library staff, purchase furniture and equipment, build new libraries and upgrade and maintain existing libraries.

The two tables below show the allocation of Conditional Grant funding (Table A) and the activities financed by the fund (Table B).

**Table A: Allocation of Conditional Grant funding (2018/19)**

Total allocation of Conditional Grant	R 176 624 000
Total transfers of monies to municipalities (staff, new libraries, library upgrades, maintenance and furniture)	R167 631 000
Library material purchased	R2 661 370
South African Library for the Blind project	R900 000
Grant management in the department (running costs: staff, goods and services)	R5 431 630

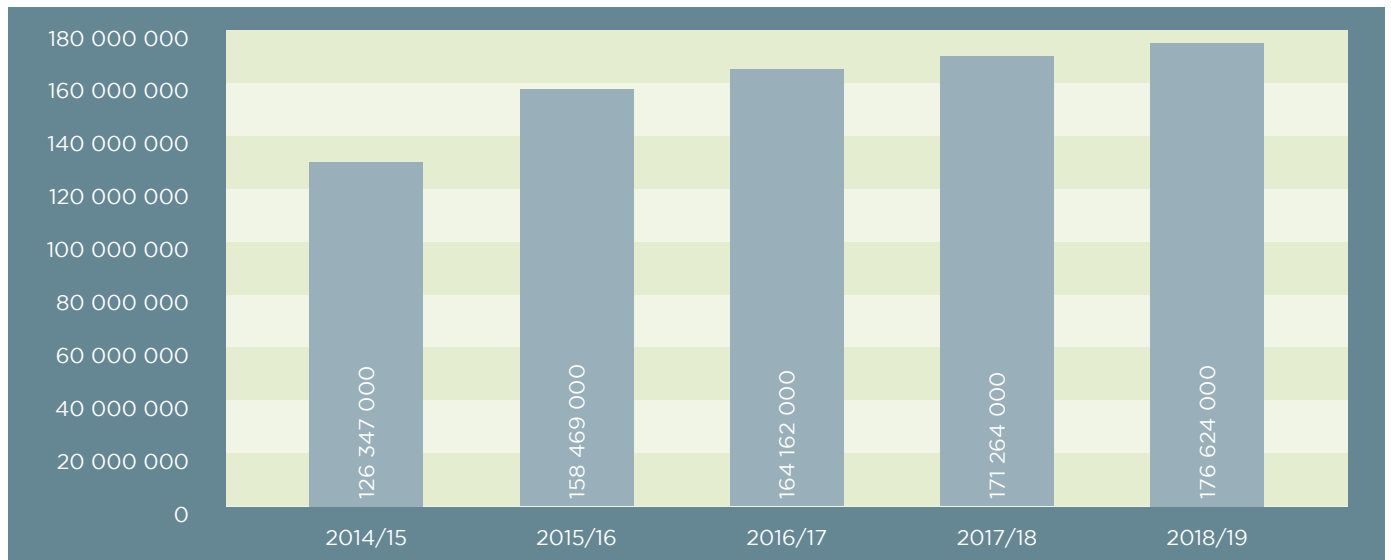
**Table B: Activities financed by Conditional Grant funding (2018/19)**

Number of library material items purchased	16 928
New libraries building projects completed	2
Upgrades to existing libraries signed off	2
Number of staff in public libraries funded	670
Number of municipalities receiving transfer payments	19
Number of libraries with ICT infrastructure (new and refreshed)	3
Number of cooperative projects with South African Library for the Blind funded to establish special services for the visually impaired	1
Number of public libraries with internet access (cumulative)	226

The unfunded mandate for libraries in these B1- and B2-category municipalities was addressed through conditional grant funding during the 2018/19 financial year:

B1-municipalities	B2-municipalities
Drakenstein	Breede Valley
George	Knysna
Mossel Bay	Oudtshoorn
Stellenbosch	Overstrand
	Saldanha Bay

**Conditional Grant Budget (2014/15 – 2018/19)**



## Municipal Replacement Funding

The aim of the Western Cape Government's Municipal Replacement Fund (MRF) is to supplement municipal investment in library services and to sustain the future professional delivery and development of such services in the fifteen B3-municipalities of the Western Cape. In the 2018/19 financial year R72,393,000 was received from the Provincial Treasury. Of this R70,089,000 was transferred to the 15 municipalities. In total 99.5% of the budget was spent.

### Budget (2018/19)

Budget	R72 393 000
Transfers to 15 municipalities	R70 089 000
Grant management (running costs: staff, goods and services)	R2 304 000

### Activities funded by MRF (2018/19)

B3-municipalities	15
Number of municipalities receiving transfer payments	15
Library staff remunerated by replacement funding	252
Monitoring visits	48

The following municipalities are classified as B3-municipalities in the Western Cape and benefit from Municipal Replacement Funding:

B3-municipalities		
Beaufort West	Hessequa	Prince Albert
Berg River	Kannaland	Swartland
Bitou	Laingsburg	Swellendam
Cape Agulhas	Langeberg	Theewaterskloof
Cederberg	Matzikama	Witzenberg

### Internet connectivity for rural libraries

A total of R7,152,000 was spent on ICT infrastructure during the year under the review, for which the funding was provided from the Broadband allocation in the equitable share of the Library Service budget.

### Expenditure on ICT infrastructure in libraries (2014/15 – 2018/19)

2014/15	2015/16	2016/17	2017/18	2018/19
R1 947 955	R5 319 000	R6 167 000	R6 491 000	R7 152 000

### Broadband connectivity

The internet connectivity of a total of 186 (77%) of all rural library service points was migrated to broadband at the end of the 2018 calendar year and since the inception of the project in 2015.

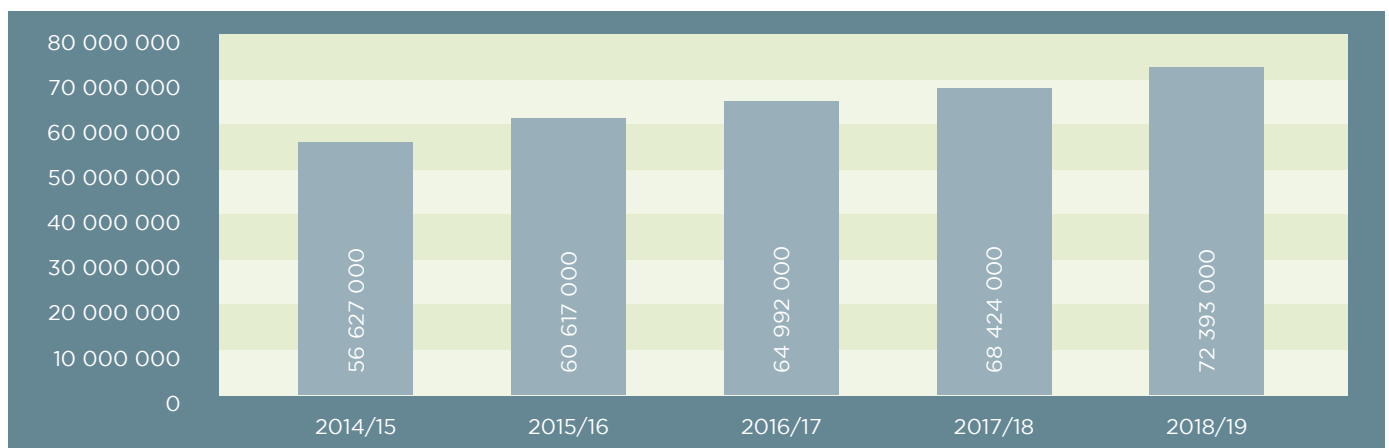
### Number of library service points migrated to Broadband

2015	36	2016	83
2017	186	2018	186

### Metro Library Grant

The Metro Library Grant is a new Western Cape Government fund aimed at supplementing the City of Cape Town's spending on library infrastructure. In 2018/19 the grant amounted to R10,000,000 and the full amount was transferred.

### Municipal Replacement Funding Budget (2014/15 – 2018/19)





## CENTRAL ORGANISATION

The primary function of the WCLS is to provide library material to affiliated public libraries. This is done through a centralised system of selection, acquisition, cataloguing and processing of materials that are distributed to Western Cape public libraries via a network of 15 regional libraries. The Central Organisation comprises four divisions, namely Selection, Technical Services, Information Services and Library Administration Support Service.

It is responsible for the selection, acquisition and cataloguing of library material, the professional preparation and processing thereof, the management of the SITA Library Information Management System (SLIMS), Central Reference Services, Research, Publication and Promotions and Library Administration Support.

### Selection

The Selection Section provides a wide range of professionally reviewed material and manages a budget for public and regional libraries to select their own library material.

Professional librarians review books that are submitted once a month for consideration by vendors registered on the Western Cape Supplier Database and the Central Supplier Database. A selection of titles is then reviewed, covering material in all three official languages of the Western Cape and including all genres from bestsellers to literary fiction, non-fiction, study guides, reference material and children's books. A bibliographic record is created for each reviewed item on the SLIMS database.

A monthly book selection meeting is held where books for adults and children are considered separately. Reviews of the titles to be considered are available online for public librarians at least two weeks prior to the meeting. The physical books are available at head office where librarians can view them and make their selection.

Each library in the Metropole Control Area is allocated a budget per meeting. Librarians in rural areas give their input for the book selection meetings to their regional librarians who represent them at these meetings. In the period under review, a total of 4,061 books were reviewed and 12 book selection meetings were held.

After the book selection meetings, quantities and bibliographic details are checked, after which the signed requisitions are made available to the Orders Section for the orders to be placed with vendors.

Selection (2017/18)	2017	2018
Approval copies received	27 673	24 289
Book titles reviewed	5 278	4 061
Library material procured (including audiovisual)	158 137	135 327

## Technical Services

Technical Services comprise the Library System Support, Cataloguing and the Preparations Section.

### SLIMS System Support

This section's main role is to support Library Service and public library staff with SLIMS. The section provides first-line support to libraries through the SLIMS Issue Tracker as well as go-live SLIMS implementation, follow-up and cataloguing training in SLIMS.

### Cataloguing

The main function of the Cataloguing Section is to make an online catalogue available on SLIMS. It is therefore essential for staff to load information accurately in order to ensure the integrity of the database and the successful retrieval of information by library users. Original cataloguing for fiction books is done as it is a faster process to enter fiction titles on SLIMS than downloading from WorldCat. Copy cataloguing of non-fiction titles is done from WorldCat. Cataloguers also assist with cataloguing training as well as general queries.

Below are the numbers of items catalogued during the last five calendar years:

Item	2014	2015	2016	2017	2018
Books	7 040	5 999	6 048	5 675	5325
CDs	0	86	71	111	16
Audio books	0	0	1	0	0
DVDs	0	75	38	194	263
<b>Total</b>	<b>7 040</b>	<b>6 161</b>	<b>6 158</b>	<b>5980</b>	<b>5604</b>

### Preparations

The main purpose of the Preparations Section is the receipt, processing and dispatching of new library material. The activities range from the initial receipt of new library material to the final dispatch of weekly consignments to 15 regional libraries and the Central Reference Section (SN) within the Western Cape.

Below is an indication of the number of library material items (books and audiovisual material) processed for the last five calendar years.

	2014	2015	2016	2017	2018
Items processed	246 527	312 169	279 110	226 183	177 324

## Information Services

The main aim and purpose of Information Services is to provide support to internal sections, regional libraries and public libraries. Information Services comprise three sections, namely Research, Central Reference (SN), and Publication and Promotions.

### Central Reference Section (SN)

The Central Reference Section, better known as SN, comprises five collections, namely reference, film, art, music and audiovisual.

The function of this section is to provide specialised information and information resources from the central reference collection that consists of 89,898 library items, via the 15 regional libraries to the 375 public libraries in the Western Cape. This entails managing information and sourcing requests from the stock in the section as well as from other institutions via the SABINET system. Another core function is dealing with ready reference queries, mainly for school projects, as well as providing reading material and audiovisual material such as videos, films, DVDs, CDs and language courses.

The stock-building policy of this section is based on providing resources containing specialised information.

### Circulation and stock totals (2017/18)

	Circulation 2017	Circulation 2018	Stock 2017	Stock 2018
Central Reference	1 314	1066	62 248	63 950
Audiovisual collection (CDs, DVDs, audiobooks, film & videos)	681	645	12 039	14 670
Music collection	299	108	7 507	6 474
Art collection	138	27	4 725	4 725
Language Courses				79
<b>Total</b>	<b>2 432</b>	<b>1 846</b>	<b>86 519</b>	<b>89 898</b>

### Publication and Promotions Section

The main aim and purpose of the Publication and Promotions Section is to promote the use of public libraries and their services in the Western Cape. In addition, this section is also responsible for promoting library usage and creating a culture of reading by providing promotional material to public libraries as well as by presenting events such as Library Week, National Book Week and other projects.

### Budget (2016/17 – 2018/19)

2016/17	R935 000	2017/18	R887 320	2018/19	R975 000
---------	----------	---------	----------	---------	----------

## Cape Librarian

Six issues of the *Cape Librarian* were produced during the 2018/19 financial year.



### Year planner 2019

A year planner for 2019 was produced and distributed to all public libraries in the Western Cape as well as stakeholders in the LIS environment.

### Oral History Initiative Project

The roll out of the Oral History Initiative Project for 2018 has once again been highly successful. The initiative forms part of the vision of the Minister of

Cultural Affairs and Sport to preserve the hitherto undocumented stories and experiences of individuals and communities in the province by capturing and recording the stories and making them available to the wider community, thereby also contributing to social inclusion.

Successful Oral History Initiative projects were initiated in the following communities during 2018:

Elim	April
Worcester	October
Wuppertal	November
Mossel Bay	December

### Library Week 2019

Project South African Library Week was celebrated nationally from 18 to 24 March 2019 under the umbrella theme *Collaborate @ your library*. This year the national launch of South African Library Week was held in Caledon, Riviersonderend and Tesselaarsdal. The official launch date was on 18 March 2019.

The launch was attended by the Minister of Cultural Affairs and Sport, Anroux Marais and the Mayor of Theewaterskloof Municipality, Christelle Vosloo. During the week, guests were entertained by board games, toy library activities, puppet shows, 16mm film shows and face painting. More than 500 children and 200 elderly guests from old age homes attended this event.

### National Book Week 2018

National Book Week was celebrated from 3 to 5 September 2018 with the theme *#Ourstories*. The Library Service, in partnership with the South African Book Development Council and Witzenberg Municipality, successfully rolled out National Book Week at Op die Berg, Bella Vista, and Nduli community halls. The event was launched on 3 September 2018 by Minister Anroux Marais. The launch programme included an Oral History rendition by Dawid Slinger and a rap and breakdance performance by *Heal the Hood*. Minister Anroux Marais read a story book to the children. Learners were also captivated by the appearances of the Library Service mascot, Bhuki, and the National Book Week mascot, Funda Bala. Programmes presented during the three days included: activities with toy libraries, wordathon card game, storytelling, craft sessions, film shows, face painting and mobisite workshops for learners.

### Research Section

The Research Section of the Library Service undertakes research on library issues which are pertinent to public libraries and other role players in the library and information science field. It also sources and makes accessible management information and collates annual statistics of all 375 affiliated libraries.

### Studies completed

The following study was completed during the year under review:

#### Provincial library services in South Africa: a comparative staff analysis

*The aim of this survey was to obtain data of all provincial staff in the nine provincial library services in South Africa and to compare the staff compliment using indicators such as the staff profile, employment status, gender, age groups, population groups, qualifications and staff levels. In addition, the study also obtained data on the number of public libraries in each province, library membership, annual circulation and stock totals. The nine provincial library services in South Africa comprise the Western Cape, Gauteng, Free State, Mpumalanga, North West, Northern Cape, Eastern Cape, KwaZulu-Natal and Limpopo.*

*This study reveals that there are approximately 1,809 public libraries in South Africa with a provincial staff complement of 1 660 (excluding vacant posts); an estimated public library membership totals of 3,229,658; an estimated annual circulation of 37,467,016 and an estimated stock total of 21,953,735 with the population of South Africa being 57,725,600.*

*There are approximately 67 different job titles ranging from director/senior manager to general worker, cleaner, EPWP and intern. The percentage spread of different levels of staff is as follows: management (5%); librarians (28%); administrative staff (6%); network/ system controllers (2%); library assistants (32%); general workers (22%) and EPWPs and interns (5%).*

*Data was obtained by means of a structured questionnaire that was sent to all the provincial library services in South Africa and the response rate was 100%. However, some provincial library services had not submitted all the data in various categories. This study was completed over a period of six months and the data obtained in this period might have changed slightly as new staff was appointed and others resigned. However, this comparative study aimed to provide an analysis of the status quo of the provincial staff profile in all the provincial library services in South Africa.*

## Library Administration Support

The Library Administration Support Section was established in January 2016 in order to manage and coordinate finance and general administrative support systems within the directorate. The section provides guidance and advice on human, financial and other resources and assets to the directorate.

With regard to human resources, the section supports staff with all human resource queries, coordinates the performance evaluation processes at the Library Service as well as recruitment and vacancy plans. It also coordinates workplace skills development.

Financial management is undertaken by coordinating the annual budget of the directorate by monitoring its cash flow and spending trends in order to ensure a smooth financial year-end. This also entails providing inputs towards strategic planning of the directorate on various platforms as well as providing financial information for quarterly and annual reports.

Another function of the section is that of asset management. By overseeing the procurement of goods and services (including library materials) and the regular payment of invoices, proper asset management for the directorate is ensured. Building and vehicle inspections at the regional offices are regularly undertaken to ensure that all defects, risks and threats are identified and reported.

At head office the section monitors official use of transport in government vehicles which are allocated to the directorate and held on its premises.

Lastly, the section is responsible for the management of Occupational Health and Safety procedures.

A significant increase in the intake of EPWP beneficiaries characterised the staff profile of the Library Service during 2018 and the increase in numbers in this category compensated for the decrease in permanent and contract staff and the smaller intake of PAY interns.

Staff	2017	2018
Permanent	165	158
Contract	1	0
Programme for the Advancement of the Youth (PAY) interns	10	7
Expanded Public Works Programme (EPWP) beneficiaries	49	55
<b>Total</b>	<b>225</b>	<b>220</b>

## Registry Section


The Registry Section is responsible for keeping all records and for the management of all files and documents of the Library Service. This section must ensure that all procedures, rules and regulations as well as legislation pertaining to records management are adhered to.

## SUMMARY OF STATISTICS

	2017	2018
Western Cape population	6 279 733	6 844 272
Public libraries in the Western Cape	373	375
Registered users of public libraries	811 227	843 876
Total number of library items circulated	16 264 080	14 349 589
Audiovisual circulation	637 573	504 431
Items of library material in provincial stock	6 228 856	6 012 420
Visits to libraries by provincial staff	1 536	1 503
New library material items processed	226 183	177 324
Training programmes to public libraries	31	33
Periodical subscriptions	3 236	2 626
Municipalities served	25	25
Regions	15	15
Promotional projects	12	11
Items of library material procured (books and audiovisual)	158 137	135 327



# OVERVIEW OF THE WCLS 2018/19



Established in 1955




Biggest public library network in Africa



**226 libraries** provided free internet access to their users



The **Cape Librarian**, a professional Library and Information Science journal produced since 1957



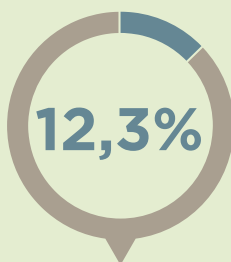
**14 349 589** library items circulated

**375**

library service points received ongoing professional support



Specialised research and reference support for public libraries



**REGISTERED LIBRARY USERS**  
843 876 of 6 844 272 Western Cape inhabitants

**2**


new library service points established

**6 012 420**

library items in stock



**R346 402 696** spent on library staff, upgrades and new library facilities



Access to a rare collection of 16mm films

**2 626**

periodicals and newspapers subscribed to on behalf of rural public libraries

**135 327**

new library items procured: books and audiovisual material



# Jaarorsig 2018/19

## Wes-Kaapse Biblioteekdiens

<b>Oorsig</b>	20	<b>Munisipale Ondersteuningsdienste</b>	27
<b>Begroting</b>	22	• <b>Openbare Biblioteekverbetering</b>	27
<b>Streekorganisasie</b>	23	• <b>Munisipale Befondsing</b>	27
• <b>Openbare biblioteekdienspunte</b>	23	• Voorwaardelike Toekenning	
• Dienspunte per beheergebied		• Munisipale Vervangingsbefondsing	
• Biblioteke per streek		• Metro Biblioteektoekenning	
• Nuwe biblioteekfasiliteite en opgraderings		<b>Sentrale Organisasie</b>	30
• <b>Statistiek</b>	24	• <b>Keuring</b>	30
• Lidmaatskap		• <b>Tegniese Dienste</b>	30
• Jaarlikse sirkulasie		• SLIMS-stelselondersteuning	
• Boeke en tydskrifte		• Katalogiseringsafdeling	
• Boeke per genre		• Voorbereidingsafdeling	
• Gebruik van vaklektuur		• <b>Inligtingsdienste</b>	31
• Gebruik van oudiovisuele materiaal		• Sentrale Naslaanafdeling (SN)	
• Biblioteke met die hoogste sirkulasiesyfers		• Publikasie- en Promosiesafdeling	
• Sirkulasie per munisipaliteit		• Navorsingsafdeling	
• Totale biblioteekvoorraad		• <b>Steundiens vir Biblioteekadministrasie</b>	33
		• <b>Registrasie</b>	33
		<b>Opsomming van statistiek</b>	33
<b>Bestuur</b>		<b>Streekorganisasie</b>	
Direkteur	Cecilia Sani	• Adjunkdirekteur	Vakant
		• Assistentdirekteur, Kaapse Wynland en Overberg Beheergebied	Vakant
<b>Sentrale Organisasie</b>		• Assistentdirekteur, Eden en Sentraal-Karoo Beheergebied	Ronel Mouton
• Adjunkdirekteur	Theresa Caroline	• Assistentdirekteur, Weskus Beheergebied	Selvyn Booyesen
• Assistentdirekteur, Inligtingsdienste	Neville Adonis	• Assistentdirekteur, Metropool Beheergebied	Leonard Fortuin
• Assistentdirekteur, Keuring	Vakant		
• Assistentdirekteur, Tegniese Dienste	Bradley Meyer		
• Assistentdirekteur, Steundiens vir Biblioteekadministrasie	Vakant	<b>Munisipale Ondersteuningsdienste</b>	
		• Adjunkdirekteur	Pieter Hugo
		• Assistentdirekteur, Munisipale Befondsing	Mbulelo Simema
		• Assistentdirekteur, Openbare Biblioteekverbetering	Ethney Waters

## OORSIG

### Visie van die Departement van Kultuursake en Sport

'n Maatskaplik-inklusiewe, kreatiewe, aktiewe en verbonde Wes-Kaap.

### Missie van die Departement van Kultuursake en Sport

Om uitnemendheid en inklusiwiteit in sport en kultuur aan te moedig deur die effektiewe, doeltreffende en volhoubare gebruik van ons hulpbronne en kreatiewe vennootskappe met ander te skep. In sy strewe na uitnemendheid sal die departement geleenthede skep vir toegang en massa-deelname, om talent te identifiseer en om vaardighede te ontwikkel.

### Strategiese doelwitte, oogmerke en funksies van die Wes-Kaapse Biblioteekdiens (WKBD)

Die strategiese doelwitte van die WKBD is binne die raamwerk van die Departement se visie en missie:

- om biblioteekdienste vir alle burgers in die Wes-Kaap te ondersteun en te verbeter
- om 'n volhoubare biblioteek- en inligtingsdiens te ontwikkel, transformeer en bevorder. Dit dra by tot nasiebou, goeie bestuur, maatskaplike inklusiwiteit en vaardigheidsontwikkeling, sowel as volhoubare ekonomiese groei en geleenthede.

Die WKBD se strategiese doelwitte is om munisipaliteite by te staan om openbare biblioteekdienste in die Wes-Kaap te lewer en sodoende biblioteek- en inligtingsdienste te verskaf wat:

- gratis en algemeen toeganklik is
- voorsiening maak vir inwoners se inligting-, lees- en leerbehoefte
- 'n kultuur van lees, biblioteekgebruik en lewenslange leer bevorder.

Die funksies van die WKBD is:

- om nuwe biblioteekmateriaal te verkry
- om biblioteekmateriaal professioneel voor te berei
- om biblioteekmateriaal en -toerusting asook professionele leiding aan openbare biblioteke te verskaf
- om te verseker dat die versamelings in sy 375 biblioteke relevant bly en aangevul word
- om deurlopend 'n behoefte-analise in oorleg met openbare biblioteke te doen en gevolglike diensooreenkomstige opleidingsprogramme deur die Streekorganisasie te verskaf
- om die gebruik van biblioteekmateriaal te bevorder
- om 'n gespesialiseerde inligtingsdiens deur die Sentrale Naslaanafdeling te lewer en toepaslike navorsing te onderneem
- om 'n gerekenariseerde biblioteek- en inligtingstelsel in stand te hou
- om die Uitgebreide Plattelandse Biblioteekdiens-projek (mini-biblioteke) aan benadeelde gemeenskappe wat geen biblioteekfasiliteite

het nie, uit te brei en in stand te hou. (Dit is deel van die Voorwaardelike Toekenning van die Gemeenskapsbiblioteekprogram)

- die bevordering van Inligtings- en Kommunikasie-tegnologie (IKT) deur middel van die Plattelandse Biblioteke Internetverbindingsprojek waar werkstasies in plattelandse openbare biblioteke met gratis internetverbindings voorsien word
- om die uitbreiding van die Wes-Kaapse regering se Breëbandinisiatief (BBI) op die platteland te fasiliteer
- die oordrag van betalings uit die Voorwaardelike Toekenningsfonds aan munisipaliteite met die hoofokus op die aanwending van addisionele personeel en om nuwe biblioteke te bou of om bestaande openbare biblioteke op te gradeer
- die oordrag van betalings van die Provinsiale Tesourie se Munisipale Vervangingsfonds om biblioteke in B3-munisipaliteite te help om die onbefondsde mandaat aan te spreek
- implementering van die Mzansi Biblioteke Aanlyn-projek, wat verbeterde IKT-verbinding en ontwikkeling van biblioteekpersoneel verseker
- om Mini-biblioteke vir Blindes in bestaande openbare biblioteke in samewerking met die SA Biblioteek vir Blindes tot stand te bring.

### Wette, reëls, regulasies en provinsiale strategieë

Die volgende wetgewing het op die WKBD betrekking:

- **Grondwet van die Republiek van Suid-Afrika, 1996 (Wet 108 van 1996)**  
Bylae Vyf: biblioteke (nasionale biblioteke uitgesluit) is uitsluitlik 'n provinsiale wetgewende bevoegdheid
- **Provinsiale Biblioteekdiens Ordonnansie, 1981, Ordonnansie 16 van 1981**  
Provinsies en munisipaliteite het vantevore die verantwoordelikheid vir die voorsiening van biblioteekdienste gedeel soos in bogenoemde ordonnansie gestipuleer. 'n Onbefondsde mandaat is geskep deur die Grondwet van die Republiek van Suid-Afrika (Wet 108 van 1996), waar die biblioteekfunksie uitsluitlik aan die provinsiale wetgewer as 'n bevoegdheid toegestaan is, maar sonder die voorsiening van die nodige befondsing.

Die Departement van Kultuursake en Sport met hulp van die Nasionale Departement van Kuns en Kultuur en die Provinsiale Tesourie van die Wes-Kaap spreek hierdie onbefondsde mandaat aan met behulp van die Voorwaardelike Toekenning vir Gemeenskapsbiblioteke, die Munisipale Vervangingsfonds en die Metro Biblioteektoekenning deur die volledige befondsing van 15 B3-munisipaliteite, terwyl die oorblywende B2- en B3-munisipaliteite beduidende befondsing ontvang en Metro biblioteke gedeeltelike befondsing ontvang.

Gevolglik is hierdie munisipaliteite in staat om primêre biblioteekdienste aan inwoners te lewer terwyl die provinsiale departement op groot skaal bespaar deur die hoë-vlak koördinasie van aankope, keuring, voorbereiding van biblioteekmateriaal, katalogisering, verspreiding en die opgradering en voorsiening van nuwe biblioteke in die provinsie.

• **Wes-Kaapse Talewet, 1998, Wes-Kaapse Taalbeleid, 2005**

Die amptelike tale Afrikaans, Engels en isiXhosa word gebruik en hierdie tale geniet gelyke status.

**Demografiese profiel van die Wes-Kaap**

<b>Jaar</b>	2018
<b>Bevolking</b>	6 844 272
<b>Bevolkingsgroepe</b>	
• Kleurling	46%
• Swart	33%
• Wit	17%
• Indiër/ander	1%
• Ongespesifiseerd	3%
<b>Huistaal</b>	
• Afrikaans	46%
• Xhosa	26%
• Engels	21%
• Ander	5%
• Ongespesifiseerd	2%
<b>Ouderdomsverdeling</b>	
• 0-4	8%
• 5-9	8%
• 10-19	15%
• 20-59	59%
• 60-100	10%
<b>Geslagsverdeling</b>	
• Vroulik	51%
• Manlik	49%
<b>Werkloosheidskoers in die Wes-Kaap</b>	23.8%
<b>Internetverbinding</b>	
• Bevolking met internettoegang	15.72%
• Huishoudings met internettoegang by die huis	7.07%
• Inwoners wat internettoegang by 'n biblioteek verkry	1.27%
• Inwoners met internettoegang by die werk	5.39%
• Inwoners wat 'n rekenaar by die huis het	9.43%
• Inwoners met 'n selfoon by die huis	26.18%
• Inwoners met internettoegang via 'n selfoon	16.38%
<b>Grootte van die provinsie in km<sup>2</sup></b>	129 462
<b>Bevolking van Suid-Afrika</b>	<b>58 775 202</b>

Bronne: Stats SA Mid-Year Population Estimates 2019, Stats SA Census 2011

**On the cover:** The vibrant mural outside Dunoon's new award-winning, world-class library.

**Hoogtepunte**

**Voorwaardelike toekenning**

Die departement het voortgegaan om voorwaardelike toekennings te ontvang om gemeenskapsbiblioteke te ondersteun en gemeenskappe in staat te stel om toegang tot kennis en inligting te bekom en sodoende hul sosio-ekonomiese situasie te verbeter. Befondsing is voorsien vir die volgende vier nuwe biblioteekprojekte in verskillende fases van voltooiing: Dunoon in die Stad Kaapstad, Groenheuvel in die Drakenstein Munisipaliteit, Elim in die Kaap Agulhas Munisipaliteit en Koekenaap in die Matzikama Munisipaliteit. Die volgende twee nuwe biblioteke is voltooi: Dunoon (Stad Kaapstad) en Groendal (Stellenbosch Munisipaliteit). Die opgradering van Noordhoek (Bergrivier Munisipaliteit) is gedurende 2018/19 befonds en die opgradering van Hawston (Overstrand Munisipaliteit) is voltooi.

**Die Suid-Afrikaanse Biblioteek vir Blindes-projek**

Die Suid-Afrikaanse Biblioteek vir Blindes-projek het vyf nuwe Mini-biblioteekdienste vir Blindes by bestaande openbare biblioteke gevoeg, met gesiggestremde gemeenskappe wat opgelei en bemaatig is om die spesiale IT-toerusting te gebruik. Die nuwe dienspunte is by die Stellenbosch, Idasvallei, Genadendal, Tesselaarsdal en Hopefield biblioteke opgestel.

**2019 Biblioteekweek-projek**

Die Suid-Afrikaanse Biblioteekweek is van 18 tot 24 Maart 2019 nasionaal gevier onder die tema *Collaborate @ your library*. Die nasionale bekendstelling van die Suid-Afrikaanse Biblioteekweek is vanjaar in Caledon, Riviersonderend en Tesselaarsdal gehou. Die amptelike bekendstelling het op 18 Maart 2019 plaasgevind. Die bekendstelling is bygewoon deur die minister van Kultuursake en Sport, Anroux Marais, en die burgemeester van die Theewaterskloof Munisipaliteit, Christelle Vosloo. Gedurende die week was daar bordspeletjies, speelgoedbiblioteekaktiwiteite, poppekasvertonings, 16 mm-filmvertonings en gesigverf om ouer en jonger gaste te vermaak. Meer as 500 kinders, 200 volwassenes en afgetredenes het hierdie geleentheid bygewoon.

**Nasionale Boekweek 2018**

Nasionale Boekweek is nasionaal van 3 tot 5 September 2018 gevier met die tema *#Ourstories*. Die Biblioteekdiens, in vennootskap met die Suid-Afrikaanse Raad vir Boekontwikkeling en die Witzenberg Munisipaliteit, het die Nasionale Boekweek suksesvol aangebied in die Op die Berg, Bella Vista en Nduli-gemeenskapsale. Die geleentheid is op 3 September 2018 amptelik deur Minister Anroux Marais geopen. Die bekendstellingsprogram het 'n mondelinge geskiedenis-weergawe van Dawid Slinger en 'n rap- en brieddans-uitvoering deur *Heal the Hood* ingesluit. Minister Anroux Marais het 'n storieboek aan die kinders voorgelees. Leerders is ook vermaak deur die verskyning van die Biblioteekdiens-gelukbringer, Bhuki, en die Nasionale Boekweek-gelukbringer, Funda Bala. Programme wat gedurende die drie dae aangebied is, sluit in: aktiwiteite met speelgoedbiblioteke, woord- en kaartspeletjies, storievertelling, kunssessies, filmvertonings, gesigskildering en mobiele werksessies vir leerders.

## BEGROTING

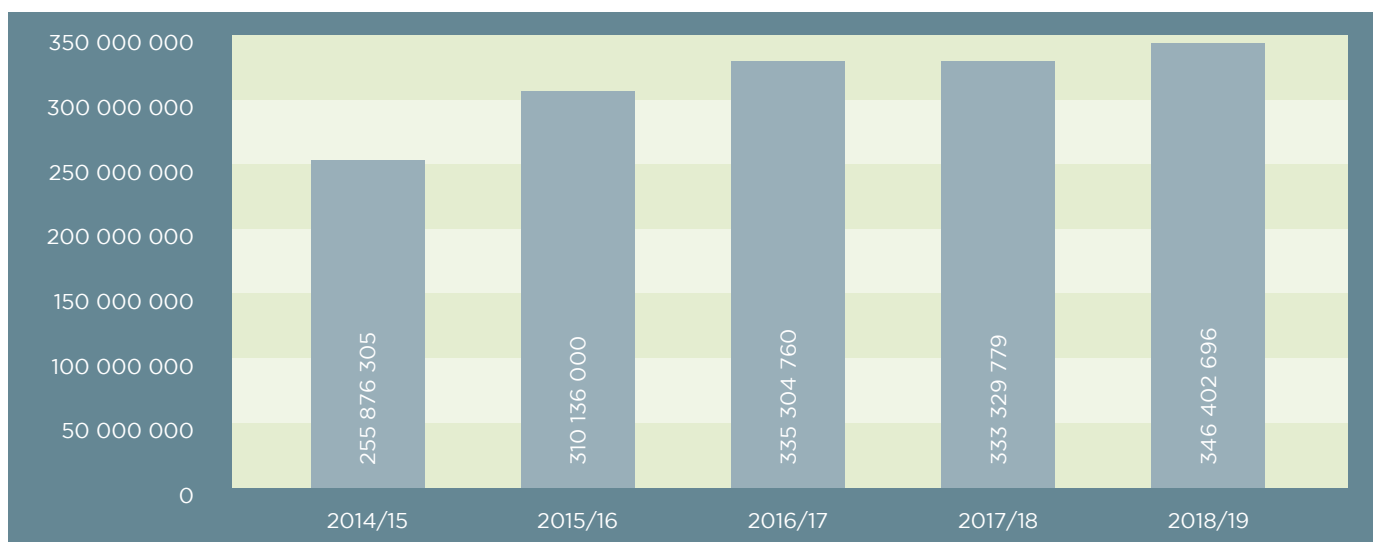
Die afgelope vyf jaar se uitgawes van die Biblioteekdiens verteenwoordig werklike uitgawes. Die uitgawes vir die 2018/19-boekjaar sluit dié van die Voorwaardelike Toekenning, die Munisipale Vervangingsfonds en die Metro Biblioteektoekenning in.

### Biblioteekdiensuitgawes 2018/19 (werklike uitgawes)

Biblioteekdiens	R87 385 696
Metro Biblioteektoekenning	R10 000 000
Munisipale Vervangingsfonds	R72 393 000
Voorwaardelike Toekenning	R176 624 000
<b>Totaal</b>	<b>R346 402 696</b>

	2014/15	2015/16	2016/17	2017/18	2018/19
Totale Begroting	255 876 305	310 136 000	335 304 760	333 329 779	346 402 696
Afname/toename (%)	42.31%	21.21%	8.12%	-0.59%	3.77%

### Totale begroting van die biblioteekdiens (2014/15 - 2018/19)



## STREEKORGANISASIE

Die hoof funksies van die streke is om biblioteekmateriaal en -toerusting aan openbare biblioteke te verskaf, professionele leiding en opleiding aan openbare bibliotekarisse te gee en om te help met die bou van biblioteekfasiliteite. Sodra nuwe materiaal deur die voorbereidingsprosesse gegaan het, word dit aan die streke toegeken wat dit dan aan die openbare biblioteke onder hulle beheer versprei. Bibliotekarisse van plattelandse biblioteke mag nuwe boeke uit hul streekbiblioteke kies en streeksbibliotekarisse besoek ook openbare biblioteke om nuwe biblioteekmateriaal af te lewer en om biblioteke se versamelings op te bou. Verder help hulle met die uitdunning van ou en oortollige voorraad en doen gereelde voorraadopnames. Metrobibliotekarisse kies hul eie boeke vir hul biblioteke vóór die keuringsvergaderings plaasvind.

### Openbare biblioteekdienspunte

Die verdeling van biblioteekdienspunte in beheergebiede word in die tabel hieronder aangedui.

#### Dienspunte per beheergebied (31 Maart 2019)

Beheergebied	Biblioteke	Depots	Totaal
Kaapse Wynland en Overberg	78	11	89
Eden en Sentraal-Karoo	81	3	84
Metropool	104	5	109
Weskus	82	11	93
<b>Totaal</b>	<b>345</b>	<b>30</b>	<b>375</b>

Biblioteekdienspunte word soos volg in die 15 streke verdeel:

#### Biblioteke per streek (31 Maart 2019)

	Biblioteke	Depots	Totaal
<b>Kaapse Wynland en Overberg</b>			
Hermanus	21	5	26
Swellendam	32	0	32
Worcester	25	6	31
<b>Totaal</b>	<b>78</b>	<b>11</b>	<b>89</b>
<b>Eden en Sentraal-Karoo</b>			
Beaufort-Wes	14	0	14
George	25	3	28
Mosselbaai	28	0	28
Oudtshoorn	14	0	14
<b>Totaal</b>	<b>81</b>	<b>3</b>	<b>84</b>
<b>Metropool</b>			
Blaauwberg	8	0	8
Kaapstad	33	0	33
Valsbaai	15	1	16
Suid	20	2	22
Tygerberg	28	2	30
<b>Totaal</b>	<b>104</b>	<b>5</b>	<b>109</b>
<b>Weskus</b>			
Saldanha	33	1	34
Stellenbosch	28	9	37
Vanrhynsdorp	21	1	22
<b>Totaal</b>	<b>82</b>	<b>11</b>	<b>93</b>
<b>Groototaal</b>	<b>345</b>	<b>30</b>	<b>375</b>

### Nuwe biblioteekfasiliteite en -opgraderings

Gedurende die oorsigjaar het twee nuwe biblioteekdienspunte operasioneel geword, nl. Dunoon en Khayaletu. Twee nuwe depots is in Koekenaap en Elim geopen. Die Worcester, Eluxolweni en Gansbaai biblioteekdienspunte is opgradeer.

	Biblioteek	Munisipaliteit	Streek
<b>Nuwe biblioteke</b>	Dunoon	Stad Kaapstad	Blaauwberg
	Khayaletu	Knysna	George
<b>Nuwe depots</b>	Koekenaap	Matzikama	Vanrhynsdorp
	Elim	Kaap Agulhus	Swellendam
<b>Biblioteek-opgraderings</b>	Worcester	Breede Valley	Worcester
	Eluxolweni	Overstrand	Hermanus
	Gansbaai	Overstrand	Stellenbosch

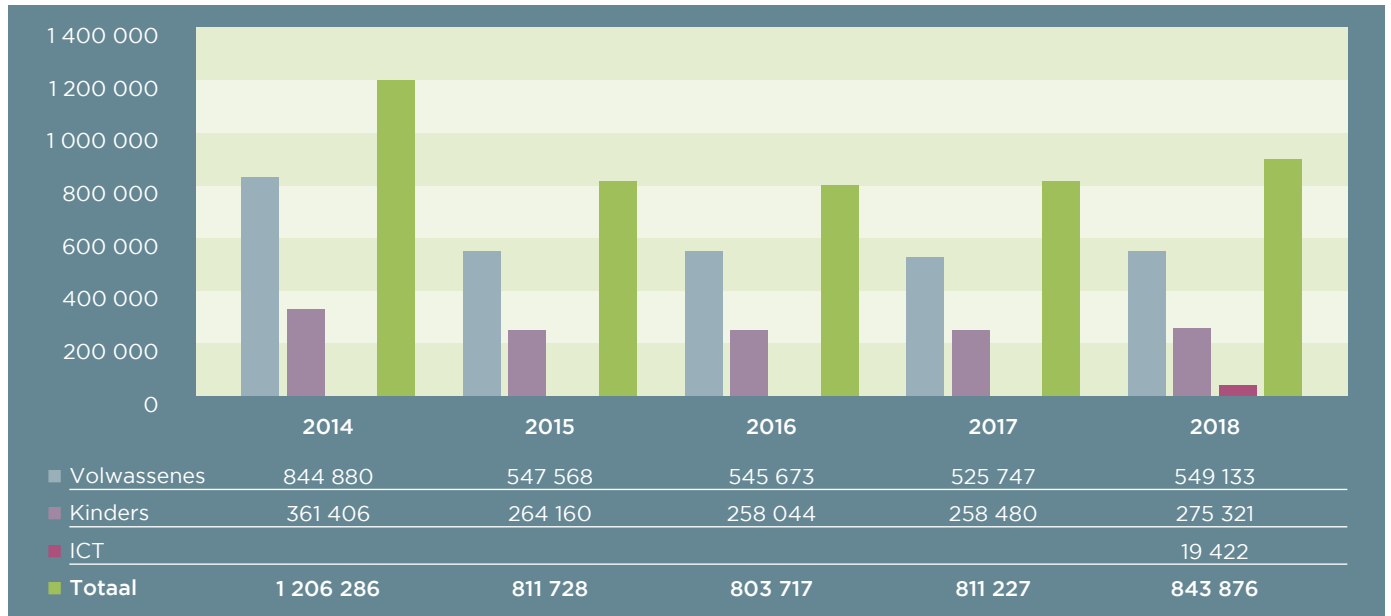


## Statistiek

### Lidmaatskap

ICT-lidmaatskap is by hierdie boekjaar gevoeg. Daar was 19,422 lede.

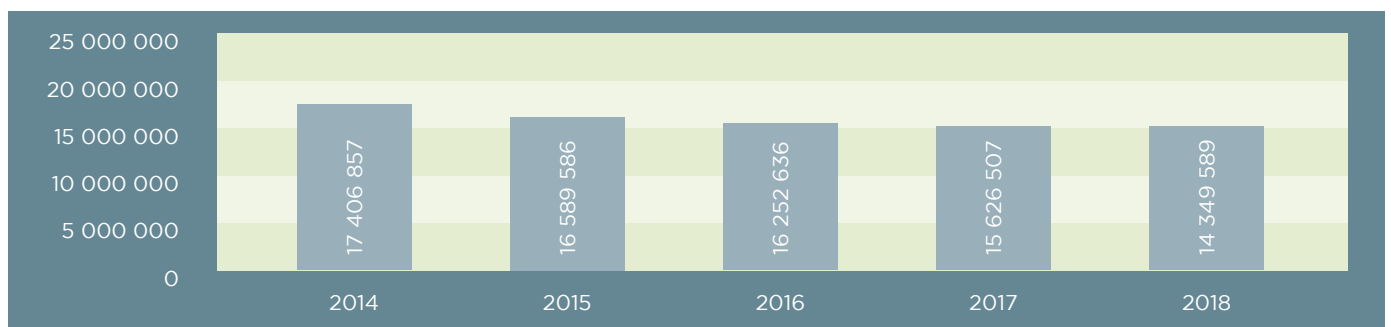
#### Lidmaatskap van Openbare Biblioteke (2014-2018)



### Jaarlikse sirkulasie

Die tendens van die bestendige dalende sirkulasie van gedrukte biblioteekmateriaal van die afgelope paar jaar gaan voort met 'n verdere afname van 8,17% van die totale sirkulasie van boeke en tydskrifte vir die laaste kalenderjaar.

#### Sirkulasie van boeke en tydskrifte (2014-2018)



Sirkulasie van alle genres van gedrukte materiaal het gedurende die jare 'n bestendige afname getoon.

#### Jaarlikse sirkulasie van boeke per genre (2014-2018)

Jaar	AF	EF	Volwasse isiXhosa	NF	AJF	EJF	Kinders isiXhosa	JNF	Tydskrifte
2014	5 395 576	4 133 335	35 483	1 640 056	2 120 014	2 751 376	90 030	698 539	542 448
2015	5 073 865	3 964 232	32 548	1 511 644	2 037 289	2 740 719	96 057	630 324	502 908
2016	4 918 562	3 850 676	37 484	1 465 790	1 975 531	2 808 734	90 543	628 748	476 568
2017	4 658 639	3 716 098	30 573	1 438 307	1 941 824	2 680 718	90 676	631 882	437 790
2018	3 977 824	2 906 199	29 434	1 252 185	1 819 033	2 448 970	68 364	470 901	400 899

### Biblioteke met die hoogste vaklektuur gebruik (2017/18)

2017	% usage
Khayamandi	52
Malgas MB	47
Sentraal	44
Moses Mabhida	40
Harare Square	39
Gugulethu	39
Masakhane	39
Langa	34
Hector Pieterse (Lwandle)	33
Mfuleni	32
Simonstad	32
Brown's Farm	31
Nyanga	31
Crossroads	31
Kulani	30

2018	% usage
Moses Mabhida	51
Moorreesburg	50
Mfuleni	45
Toekoms MB	42
Nyanga	40
Gugulethu	40
KwaNokuthula	37
Simonstad	36
Eikendal	36
Tokai	35
Harare Square	34
Langa	34
Masifunde	34
Sentraal	33
Crossroads	33

### Sirkulasie van audiovisuele biblioteekmateriaal (2014-2018)

Statistieke vir die oorsigtydperk toon dat daar 'n aansienlike afname in die sirkulasie van audiovisuele materiaal was ('n afname van 26,3% van die vorige jaar). Voortdurende ontwikkelende tegnologie bied gebruikers alternatiewe maniere om toegang tot klank- en visuele materiaal te verkry, byvoorbeeld, vanaf die internet. Die Biblioteekdiens koop dus nie nuwe CD's nie.



## Biblioteke met die hoogste sirkulasiesyfers

Brackenfell Openbare Biblioteek was gedurende 2018 weer die openbare biblioteek met die hoogste sirkulasiesyfer in die Wes-Kaap, gevolg deur die Somerset-Wes en Durbanville openbare biblioteke.

2017	Circulation figures
Brackenfell	613 592
Somerset-Wes	488 992
Durbanville	484 389
Bellville	424 518
Vishoek	390 919
Strand	328 847
George	302 145
Paarl	279 672
Meadowridge	259 374
Table View	258 489
Hermanus	249 268
Edgemoed	238 146
Parow	232 039
Sentraal	227 004
Tygervallei	226 014

2018	Circulation figures
Brackenfell	604 652
Somerset-Wes	469 044
Durbanville	420 006
Bellville	372 730
Strand	290 759
George	282 443
Paarl	268 683
Vishoek	254 450
Claremont	246 437
Hermanus	242 421
Meadowridge	219 308
Tygervallei	212 041
Table View	211 665
Parow	201 190
Edgemoed	198 326

## Sirkulasie van biblioteekitems per munisipaliteit

Die totale sirkulasie van gedrukte sowel as oudiovisuele biblioteekitems word volgens munisipaliteit hieronder gelys. Sirkulasiestatistieke vir depots is nie hierby ingesluit nie, aangesien depots nie onder die jurisdiksie van munisipaliteite val nie.

Munisipaliteit	2017	2018
Stad Kaapstad	9 687 967	8 098 274
Drakenstein	689 589	633 271
Overstrand	590 378	571 077
Swartland	456 185	457 208
Mosselbaai	422 948	379 925
George	423 279	406 778
Hessequa	375 068	361 833
Breedevallei	341 331	347 158
Langeberg	339 477	338 711
Stellenbosch	336 879	298 894
Witzenberg	202 035	280 682
Bergrivier	281 767	260 357
Saldanhabaai	272 323	255 518
Knysna	228 466	224 056
Oudtshoorn	224 405	216 109
Theewaterskloof	205 711	201 970
Matzikama	189 223	196 937
Kaap Agulhas	172 060	177 221
Swellendam	153 054	158 537
Bitou	126 915	124 437
Cederberg	111 292	108 744
Beaufort-Wes	141 100	104 402
Kannaland	82 910	64 417
Prins Albert	60 798	56 638
Laingsburg	27 776	26 435
<b>Totaal</b>	<b>16 142 936</b>	<b>14 349 589</b>

## Totale biblioteekvoorraad

Die voorraadtotaal in hierdie oorsigtydperk was 6,012,420 en sluit boeke en oudiovisuele materiaal in. Die syfers verteenwoordig die voorraad van die 15 streeksbiblioteke, die algemene magasyn en die sentrale naslaanversameling. Die totale waarde van die voorraaditems teen die einde van die 2018/19-boekjaar in alle Wes-Kaapse openbare biblioteke was R469,908,755,18.

Die afname van die totale aantal voorraaditems gedurende die afgelope paar jaar is as gevolg daarvan dat biblioteke hard werk om ou voorraad wat nie meer relevant is nie, uit te dun en die vervanging van nuwe voorraad belemmer word deur die krimpemde begroting vir biblioteekmateriaal.

## Vorraadtotale volgens streke (2017/18 - 2018/19)

2017/18	Stock	2018/19	Stock	Waarde
Tygerberg	730 126	Tygerberg	695 387	57 216 740
Sentrale Naslaanversameling en Algemene Magasyn	568 606	Sentrale Naslaanversameling en Algemene Magasyn	494 684	27 151 409
Saldanha	425 992	Saldanha	422 693	32 240 585
Valsbaai	439 210	Stellenbosch	420 977	32 182 852
Stellenbosch	410 203	Kaapstad	406 603	47 055 854
Suid	422 210	Valsbaai	394 840	34 559 758
Kaapstad	385 762	Suid	384 670	37 226 888
George	409 119	Swellendam	381 690	26 535 921
Swellendam	366 771	George	374 287	28 591 092
Mosselbaai	361 326	Mosselbaai	354 618	25 880 838
Worcester	343 756	Worcester	341 533	24 735 840
Hermanus	311 368	Hermanus	292 361	23 238 737
Blaauwberg	282 270	Vanrhynsdorp	284,566	19 160 525
Vanrhynsdorp	286 324	Blaauwberg	279 616	23 237 921
Oudtshoorn	278 411	Oudtshoorn	276 922	17 133 895
Beaufort-Wes	207 402	Beaufort-Wes	206 973	13 759 901
<b>Totaal</b>	<b>6 228 856</b>	<b>Total</b>	<b>6 012 420</b>	<b>469 908 755</b>

## MUNISIPALE ONDERSTEUNINGSDIENSTE

Die verantwoordelikheid van die subdirekoraat Munisipale Ondersteuningsdienste is om die Voorwaardelike Toekenning vir Gemeenskapsbiblioteke, Munisipale Vervangingsbefondsing en die Metrobiblioteektoekenning te bestuur en is daarop gemik om biblioteekdienste op munisipale vlak te ondersteun. Dit sluit die toekenning en oordrag van fondse en die monitering van die besteding deur munisipaliteite in asook bystand aan munisipaliteite om vaardighede te ontwikkel om hierdie fondse te bestuur. Die funksies van die subdirekoraat word bestuur deur twee afdelings: Openbare Biblioteekverbetering en Munisipale Befondsing.

### Openbare Biblioteekverbetering

Die afdeling Openbare Biblioteekverbetering, wat hoofsaaklik befonds word deur die Voorwaardelike Toekenning vir Biblioteke, is verantwoordelik vir projekte wat nuwe biblioteke insluit asook biblioteekopgraderings, die Plattelandse Biblioteke-internetprojek (PBIP) in samewerking met die provinsiale Breëbandinisiatief, biblioteekfasiliteite vir blindes in samewerking met die Suid-Afrikaanse Biblioteek vir die Blindes en die implementering van die Mzansi Biblioteke-aanlynprojek. Sommige projekte word sentraal bestuur en sommige in samewerking met munisipaliteite.

Gedurende die verslagjaar het drie nuwe biblioteke internettoegang verkry, wat die totale aantal biblioteke met internetverbinding na 226 vermeerder. Die meeste van hierdie biblioteke (186 van die plattelandse biblioteke) is deel van die Wes-Kaapse regering se breëbandinisiatief en 22 biblioteke is deel van die Mzansi Biblioteke-aanlynprojek.

Die Suid-Afrikaanse Biblioteek vir die Blindes-projek het 'n jaar van diensverbetering ondergaan, waar geen nuwe terreine bygevoeg is nie, maar waar gesiggestremdes by bestaande terreine opgelei en bemagtig is in die gebruik van die spesiale IT-toerusting.

### Munisipale Befondsing

#### Voorwaardelike Toekenning

Die doel van die Voorwaardelike Toekenning vir Gemeenskapsbiblioteke is om op nasionale, provinsiale en plaaslike regeringsvlak die stedelike en plattelandse infrastruktuur van gemeenskapsbiblioteke, fasiliteite en dienste deur middel van 'n herkapitaliseringsprogram te transformeer.

Die Wes-Kaapse Departement van Kultuursake en Sport het sedert die ontstaan van die Voorwaardelike Toekenningfonds elf jaar gelede meer as R761 miljoen

van die Nasionale Departement van Kuns en Kultuur ontvang en al hierdie fondse is gebruik om die onbefondsde mandaat vir biblioteke in die provinsie aan te spreek. Gedurende die 2018/19-boekjaar is R176,624,000 van die Voorwaardelike Toekenning ontvang. Uit hierdie begroting is R167,631,000 na 19 munisipaliteite in die provinsie oorgedra om vir openbare biblioteekpersoneel te betaal, meubels en toerusting te koop, nuwe biblioteke te bou en bestaande biblioteke op te gradeer en te onderhou.

Die twee tabelle hieronder dui die toewysing van die Voorwaardelike Toekenning (Tabel A) en die aktiwiteite wat deur die fonds gefinansier word (Tabel B) aan.

**Tabel A: Toewysing van Voorwaardelike Toekenning (2018/19)**

Totale toewysing van Voorwaardelike Toekenning	R 176 624 000
Totale oordrag van fondse aan munisipaliteite (personeel, nuwe biblioteke, biblioteekopgraderings, instandhouding en meubels)	R167 631 000
Biblioteekmateriaal aangekoop	R2 661 370
Suid-Afrikaanse Biblioteek vir die Blindes-projek	R900 000
Bestuur van toekenning in die departement (lopende koste: personeel, goedere en dienste)	R5 431 630

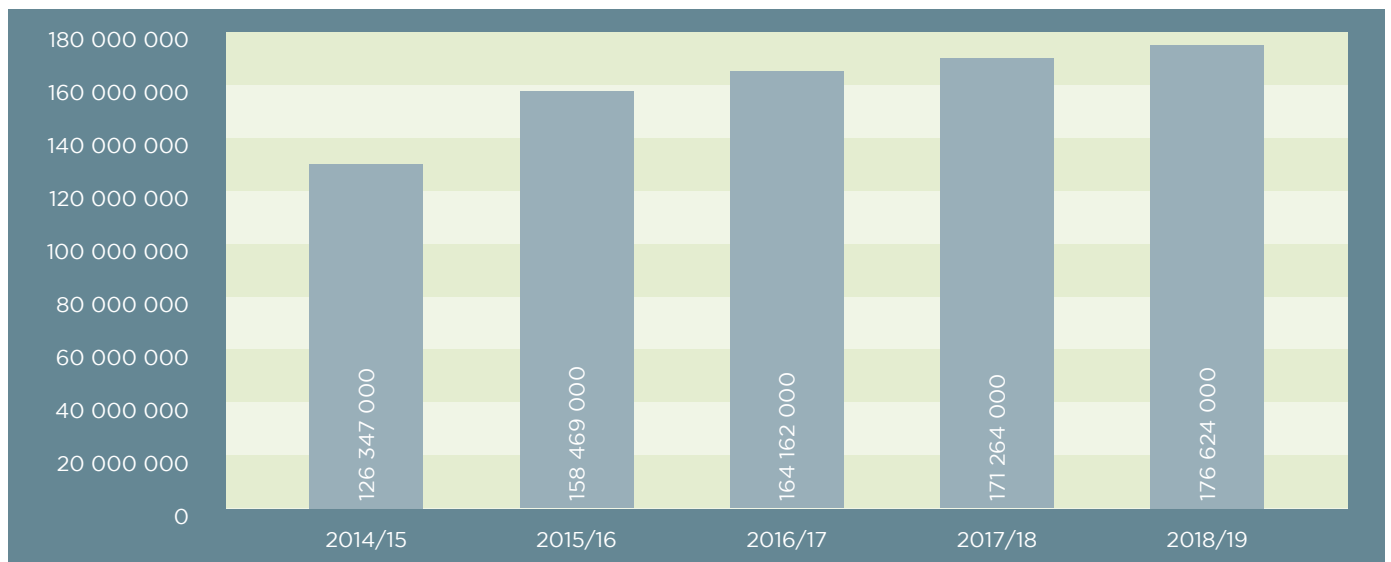
**Tabel B: Aktiwiteite befonds deur die Voorwaardelike Toekenningfonds (2018/19)**

Aantal biblioteekitems aangekoop	16 928
Nuwe biblioteek-bouprojekte voltooi	2
Opgraderingsprojekte vir bestaande biblioteke voltooi	2
Aantal personeel in openbare biblioteke befonds	670
Aantal munisipaliteite wat oordragbetalings ontvang het	19
Aantal munisipaliteite met ICT-infrastruktuur (nuut en opgeknop)	3
Aantal samewerkende projekte vir die Suid-Afrikaanse Biblioteek vir die Blindes befonds om spesiale dienste aan gesiggestremdes te lewer	1
Aantal openbare biblioteke met internettoegang (kumulatief)	226

Die onbefondsde mandaat vir biblioteke in hierdie B1- en B2-kategorie munisipaliteite is gedurende die 2018/19-boekjaar aangespreek:

B1-munisipaliteite	B2-munisipaliteite
Drakenstein	Breedevallei
George	Knysna
Mosselbaai	Oudtshoorn
Stellenbosch	Overstrand
	Saldanhabaai

**Voorwaardelike Toekenningsbegroting (2014/15 – 2018/19)**





## Munisipale Vervangingsbefondsing

Die doel van die Wes-Kaapse Regering se Munisipale Vervangingsfonds (MVF) is om die munisipale belegging in biblioteekdienste aan te vul en om die toekomstige professionele lewering en ontwikkeling van sulke dienste in die vyftien B3-munisipaliteite van die Wes-Kaap te handhaaf. In die 2018/19-boekjaar is R72,393,000 van die Provinsiale Tesourie ontvang. Hiervan is R70,089,000 aan die 15 munisipaliteite oorgedra. In totaal is 99,5% van die begroting bestee.

### Begroting (2018/19)

Begroting	R72 393 000
Oordragte na 15 munisipaliteite	R70 089 000
Bestuur van fonds (lopende koste: personeel, goedere en dienste)	R2 304 000

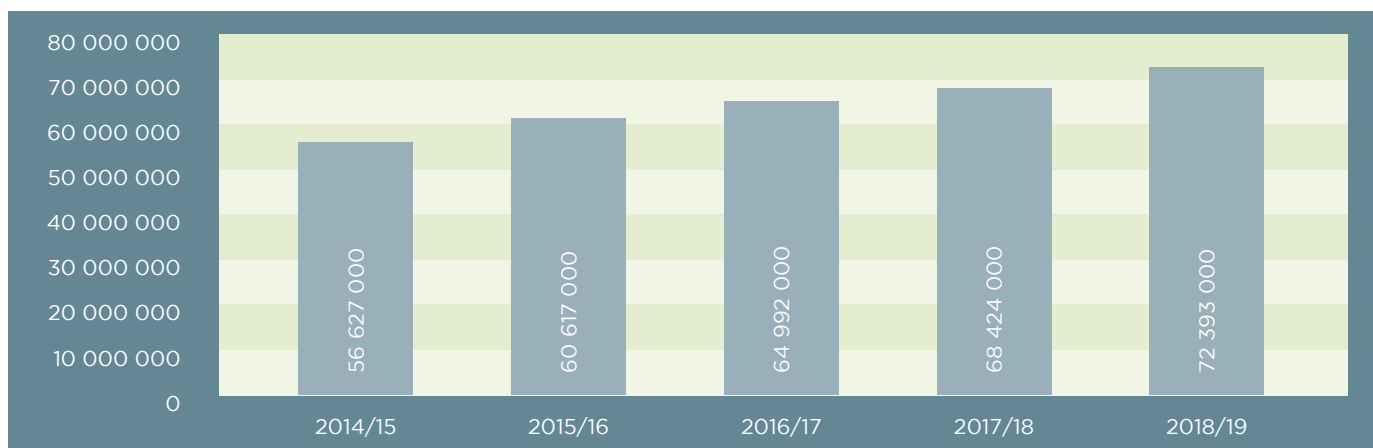
### Aktiwiteite befonds deur MVF (2018/19)

B3-munisipaliteite	15
Aantal munisipaliteite wat oordragbetalings ontvang het	15
Biblioteekpersoneel vergoed uit die vervangingsbefondsing	252
Moniteringsbesoeke	48

Die volgende munisipaliteite word as B3-munisipaliteite in die Wes-Kaap geklassifiseer en trek voordeel uit die Munisipale Vervangingsbefondsing:

B3-munisipaliteite		
Beaufort-Wes	Hessequa	Prins Albert
Bergrivier	Kannaland	Swartland
Bitou	Laingsburg	Swellendam
Kaap Agulhas	Langeberg	Theewaterskloof
Cederberg	Matzikama	Witzenberg

### Begroting van Munisipale Vervangingsbefondsing (2014/15 - 2018/19)



## Internetverbinding vir plattelandse biblioteke

'n Totaal van R7,152,000 is gedurende die jaar oorsig aan ICT-infrastruktuur bestee. Befondsing hiervoor is verkry uit die Breëbandtoekenning wat deel was van die billike aandeel van die Biblioteekdiensbegroting.

### Uitgawes aan die ICT-infrastruktuur in biblioteke (2014/15 - 2018/19)

2014/15	2015/16	2016/17	2017/18	2018/19
R1 947 955	R5 319 000	R6 167 000	R6 491 000	R7 152 000

## Breëbandverbinding

Sedert die loodsing van die projek in 2015 is altesaam 186 (77%) van alle plattelandse biblioteekdienspunte teen die einde van die 2018-kalenderjaar na breëbandverbinding oorgeskakel.

### Aantal biblioteekdienspunte na Breëband oorgeplaas

2015	2016	2017	2018
36	83	186	186

## Metro Biblioteektoekenning

Die Metro Biblioteektoekenning is 'n nuwe Wes-Kaapse regeringsfonds wat daarop gemik is om die Stad Kaapstad se besteding aan hul biblioteekinfrastruktuur aan te vul. In 2018/19 het die toelae R10,000,000 beloop en die volle bedrag is oorgedra.

## SENTRALE ORGANISASIE

Die primêre funksie van die WKBD is om biblioteekmateriaal aan geaffilieerde openbare biblioteke te verskaf. Dit word gedoen deur middel van 'n sentrale stelsel van keuring, aankope, katalogisering en verwerking van materiaal wat via 'n netwerk van 15 streekbiblioteke aan Wes-Kaapse openbare biblioteke versprei word. Die Sentrale Organisasie bestaan uit vier afdelings, naamlik Keuring, Tegnieese Dienste, Inligtingsdienste en Steundiens vir Biblioteekadministrasie.

Die afdeling is verantwoordelik vir keuring, aankope en katalogisering van biblioteekmateriaal, professionele voorbereiding en verwerking daarvan, asook om die SITA biblioteekinligting-bestuurstelsel (SLIMS), Sentrale Naslaandienste, Navorsing, Publikasie en Promosies en Steundiens vir Biblioteekadministrasie te bestuur.

### Keuring

Die Keuringsafdeling voorsien 'n wye verskeidenheid professionele materiaal en bestuur 'n begroting vir openbare en streeksbiblioteke om hul eie biblioteekmateriaal te kies. Professionele bibliotekaris lees boeke wat een keer per maand vir oorweging voorgelê word deur verskaffers wat op die Wes-Kaapse Verskaffersdatabasis en die Sentrale Verskaffersdatabasis geregistreer is. 'n Verskeidenheid titels word dan oorweeg, wat materiaal in al drie amptelike tale van die Wes-Kaap insluit asook alle genres wat wissel van trefferverkopers tot literêre fiksie, vaklektuur, studiegids, naslaanmateriaal en kinderboeke. 'n Bibliografiese rekord vir elke item wat oorweeg is, word op die SLIMS-databasis geskep.

Boeke vir volwassenes en kinders word afsonderlik oorweeg tydens 'n maandelikse boekkeuringsvergadering. Resensies van die titels wat oorweeg moet word, word minstens twee weke voor die vergadering aan openbare bibliotekaris beskikbaar gestel. Die boeke is beskikbaar gestel by hoofkantoor vir alle bibliotekaris waar hulle dit kan besigtig en hul keuses kan maak. 'n Begroting vir elke vergadering word aan elke biblioteek in die Metropool-beheergebied toegeken. Bibliotekaris in plattelandse gebiede gee hul insette vir die boekkeuringsvergaderings aan hul streekbibliotekaris wat hulle by hierdie vergaderings verteenwoordig. In die oorsigtydperk is 'n totaal van 4,061 boeke geresenseer en 12 boekkeuringvergaderings is gehou.

Na afloop van die vergaderings word die hoeveelhede en bibliografiese besonderhede nagegaan, waarna die getekende rekwisisies aan die Bestellingsafdeling deurgegee word sodat bestellings by verkopers geplaas kan word.

Keuringstatistiek (2017/18)	2017	2018
Kopieë op sig ontvang	27 673	24 289
Boektitels geresenseer	5 278	4 061
Biblioteekmateriaal aangekoop (insluitend audiovisueel)	158 137	135 327

## Tegniese Dienste

Tegniese Dienste bestaan uit drie afdelings: Biblioteekstelsel-ondersteuning, Katalogisering en Voorbereiding.

### SLIMS-stelselondersteuning

Hierdie afdeling se hoofrol is om die Biblioteekdiens en openbare biblioteekpersoneel met SLIMS te ondersteun. Die afdeling bied vlak 1 IKT-ondersteuning aan biblioteke aan deur middel van die SLIMS Issue Tracker sowel as volle SLIMS-implementering, opvolgondersteuning en katalogusopleiding in SLIMS.

### Katalogiseringsafdeling

Die hoof funksie van die Katalogiseringsafdeling is om 'n aanlynkatalogus op SLIMS beskikbaar te stel. Dit is dus noodsaaklik dat personeel inligting akkuraat invoer om die integriteit van die databasis en die suksesvolle herwinning van inligting deur biblioteekgebruikers te verseker. Oorspronklike katalogisering vir fiksieboeke word gedoen omdat dit 'n vinniger proses is om fiksietitels op SLIMS in te voer as om dit van WorldCat af te laai. Katalogiseerders help ook met katalogiseringopleiding sowel as algemene navrae.

Hieronder is die aantal items wat gedurende die afgelope vyf kalenderjare gekatalogiseer is:

Item	2014	2015	2016	2017	2018
Boeke	7 040	5 999	6 048	5 675	5325
CD's	0	86	71	111	16
Oudioboeke	0	0	1	0	0
DVD's	0	75	38	194	263
<b>Totaal</b>	<b>7 040</b>	<b>6 161</b>	<b>6 158</b>	<b>5980</b>	<b>5604</b>

### Voorbereidingsafdeling

Die hoof funksie van die Voorbereidingsafdeling is die ontvangs, verwerking en versending van nuwe biblioteekmateriaal. Die aktiwiteite wissel van die aanvanklike ontvangs van nuwe biblioteekmateriaal tot die finale versending van weeklikse besendings aan 15 streeksbiblioteke en die Sentrale Naslaanafdeling (SN) in die Wes-Kaap.

Hieronder is 'n aanduiding van die aantal biblioteekmateriaal items (boeke en audiovisuele materiaal) wat gedurende die afgelope vyf kalenderjare verwerk is.

	2014	2015	2016	2017	2018
Items verwerk	246 527	312 169	279 110	226 183	177 324

## Inligtingsdienste

Die hoofmerk en funksie van Inligtingsdienste is om ondersteuning te bied aan interne afdelings, streeksbiblioteke en openbare biblioteke. Inligtingsdienste bestaan uit drie afdelings, naamlik Navorsing, Sentrale Naslaan (SN) en Publikasie en Promosies.

### Sentrale Naslaanafdeling (SN)

Die Sentrale Naslaanafdeling, beter bekend as SN, bestaan uit vyf versamelings, naamlik naslaan, films, kuns, musiek en oudiovisueel. Die funksie van hierdie afdeling is om gespesialiseerde inligting en inligtingsbronne uit die sentrale naslaanversameling wat 89,898 biblioteekitems bevat, via 15 streeksbiblioteke aan 375 openbare biblioteke in die Wes-Kaap te voorsien. Dit behels die bestuur van inligting en verkryging van versoeke vir die voorraad in die afdeling asook van ander instansies via die SABINET-stelsel. 'n Verdere belangrike funksie is regstreekse navrae, hoofsaaklik vir skoolprojekte, asook die verskaffing van leesmateriaal en oudiovisuele materiaal soos video's, films, DVD's, CD's en taalkursusse.

Die beleid van hierdie afdeling om sy voorraad uit te bou is gebaseer op die verskaffing van hulpbronne wat gespesialiseerde inligting bevat.

### Sirkulasie en voorraadtotale (2017/18)

	Sirkulasie 2017	Sirkulasie 2018	Totale voorraad 2017	Totale voorraad 2018
Sentrale Naslaan	1 314	1066	62 248	63 950
Oudiovisuele versameling (CD's, DVD's, audioboeke, fliks & video's)	681	645	12 039	14 670
Musiek-versameling	299	108	7 507	6 474
Kuns-versameling	138	27	4 725	4 725
Taalkursusse				79
<b>Totaal</b>	<b>2 432</b>	<b>1 846</b>	<b>86 519</b>	<b>89 898</b>

### Publikasie- en Promosiesafdeling

Die hoofmerk en -funksie van die Publikasie- en Promosiesafdeling is om die gebruik van openbare biblioteke in die Wes-Kaap te bevorder. Daarbenewens is hierdie afdeling ook verantwoordelik vir die bevordering van 'n leeskuilte en biblioteekgebruik deur promosiemateriaal aan openbare biblioteke te voorsien asook om projekte soos Biblioteekweek, Nasionale Boekweek en ander aan te bied.

### Begroting (2016/17 - 2018/19)

2016/17	R935 000	2017/18	R887 320	2018/19	R975 000
---------	----------	---------	----------	---------	----------

### Kaapse Bibliotekaris

Ses uitgawes van die *Kaapse Bibliotekaris* is in die 2018/19 boekjaar geproduseer.



### Jaarbeplanner 2019

'n Jaarbeplanner is in 2019 geproduseer en aan alle openbare biblioteke in die Wes-Kaap sowel as belanghebbendes in die LIS-omgewing versprei.

### Mondelinge Geskiedenis-projek

Die Mondelinge Geskiedenis-projek was weereens baie suksesvol. Die inisiatief vorm deel van die visie van die Minister van Kultuursake en Sport om die tot

duisend ongedokumenteerde verhale en ervarings van individue en gemeenskappe in die provinsie te bewaar deur hierdie vertellings aan te teken, op te neem en beskikbaar te stel aan die breër gemeenskap en om sodoende ook by te dra tot maatskaplike insluiting.

Suksesvolle Mondelinge Geskiedenis-projekte is in die volgende gemeenskappe gedurende 2018 geloods:

Elim	April
Worcester	Oktober
Wuppertal	November
Mosselbaai	Desember

### Biblioteekweek 2019

Die Suid-Afrikaanse Biblioteekweek projek is van 18 tot 24 Maart 2019 nasionaal gevier onder die tema van *Collaborate @ your library*. Die nasionale bekendstelling van die Suid-Afrikaanse Biblioteekweek is vanjaar in Caledon, Riviersonderend en Tesselaarsdal gehou. Die amptelike bekendstelling het op 18 Maart 2019 plaasgevind. Die bekendstelling is bygewoon deur die minister van Kultuursake en Sport, Anroux Marais, en die burgemeester van die Theewaterskloof Munisipaliteit, Christelle Vosloo. Gedurende die week was daar bordspeletjies, speelgoedbiblioteekaktiwiteite, poppekasvertonings, 16 mm-filmvertonings en gesigverf aangebied om ouer en jonger gaste te vermaak. Meer as 500 kinders en 200 volwassenes en afgetredenes het hierdie geleentheid bygewoon.

### Nasionale Boekweek 2018

Nasionale Boekweek is nasionaal van 3 tot 5 September 2018 gevier met die tema *#Ourstories*. Die Biblioteekdiens, in vennootskap met die Suid-Afrikaanse Raad vir Boekontwikkeling en die Witzenberg Munisipaliteit, het die Nasionale Boekweek suksesvol aangebied in die Op die Berg, Bella Vista en Nduli-gemeenskapsale. Die geleentheid is op 3 September 2018 amptelik deur Minister Anroux Marais geopen. Die bekendstellingsprogram het 'n Mondelinge Geskiedenis-weergawe van Dawid Slinger en 'n rap- en briedans-uitvoering deur *Heal the Hood* ingesluit. Minister Anroux Marais het 'n storieboek aan die kinders voorgelees. Leerders is ook betower deur die verskyning van die Biblioteekdiens-gelukbringer, Bhuki, en die Nasionale Boekweek-gelukbringer, Funda Bala. Programme wat gedurende die drie dae aangebied is, sluit in: aktiwiteite met speelgoedbiblioteke, woord- en kaartspeletjies, storievertelling, kunssessies, filmvertonings, gesigskildering en mobiele werksessies vir leerders.

### Navorsingsafdeling

Die Navorsingsafdeling van die Biblioteekdiens onderneem navorsing oor biblioteekaangeleenthede wat relevant is vir openbare biblioteke en ander rolspelers in die biblioteek- en inligtingkondeveld. Die afdeling versamel en verskaf ook inligting oor

bestuursaangeleenthede en jaarlikse statistiek van die 375 geaffilieerde biblioteke.

### Studies voltooi

Die volgende studie is gedurende die jaar onder oorsig voltooi:

#### Provinsiale biblioteekdienste in Suid-Afrika: 'n vergelykende personeelontleding

*Die doel van hierdie opname was om data te bekom van alle provinsiale personeel in die nege provinsiale biblioteekdienste in Suid-Afrika en om die personeelkorps van elke biblioteekdiens te vergelyk met aanwysers soos die personeelprofiel, indiensnemingsstatus, geslag, ouderdomsgroepe, bevolkingsgroepe, kwalifikasies en personeel vlakke. Daarbenewens het die studie ook data verkry oor die aantal openbare biblioteke in elke provinsie, biblioteeklidmaatskap, jaarlikse sirkulasie en voorraadtotaal. Die nege provinsiale biblioteekdienste in Suid-Afrika is geleë in die Wes-Kaap, Gauteng, Vrystaat, Mpumalanga, Noordwes, Noord-Kaap, Oos-Kaap, KwaZulu-Natal en Limpopo.*

*Uit hierdie studie blyk dit dat daar 1,809 openbare biblioteke in Suid-Afrika is met 'n provinsiale personeelkorps van 1,660 (vakante poste uitgesluit, 'n geskatte totale lidmaatskap van die openbare biblioteek is 3,229,658, 'n geskatte jaarlikse sirkulasie van 37,467,016, 'n geraamde voorraadtotaal van 21,953,735 en met 'n Suid-Afrikaanse bevolking van 57,725,600.*

*Daar is ongeveer 67 verskillende werkstitels, wat wissel van 'n direkteur/senior bestuurder tot algemene werkers, skoonmakers, EPWP's en interns. Die verspreiding van poste in persentasie is soos volg: bestuur (5%), bibliotekaris (28%), beheerpersoneel (6%), netwerk-stelselbeheerders (2%), biblioteekassistent (32%), algemene werkers (22%) en UOWP's en interns (5%).*

*Data is bekom deur middel van 'n gestruktureerde vraelys wat aan al die provinsiale biblioteekdienste in Suid-Afrika gestuur is en die responspersentasie was 100%. Sommige provinsiale biblioteekdienste het egter nie al die gegewens in verskillende kategorieë ingedien nie. Hierdie studie is oor 'n periode van ses maande voltooi en die gegewens wat in hierdie periode verkry is, kon moontlik verander het toe nuwe personeel aangestel is en ander bedank het. Hierdie vergelykende studie het ten doel gehad om 'n ontleding te gee van die status quo van die provinsiale personeelprofiel in nege provinsiale biblioteekdienste in Suid-Afrika.*



## Steundiens vir Biblioteekadministrasie

Die afdeling Steundiens vir Biblioteekadministrasie is in Januarie 2016 gestig om finansies en algemene administratiewe ondersteuningstelsels binne die direktoraat te bestuur en te koördineer. Die afdeling verskaf leiding en advies oor personeel, finansiële en ander hulpbronne en bates aan die Direkoraat.

Met betrekking tot menslike hulpbronne ondersteun die afdeling personeel met alle navrae oor mensehulpbronne, koördineer die prestasie-evalueringsprosesse asook werwings- en vakaturebeplanning van die Biblioteekdiens. Dit koördineer ook die ontwikkeling van vaardighede in die werkplek.

Die finansiële bestuur word onderneem deur die jaarlikse begroting van die Direkoraat te koördineer deur die kontantvloei en uitgawes te monitor ten einde 'n egalige finansiële jaareinde te verseker. Dit behels ook insette in die strategiese beplanning van die direktoraat op verskillende forums, asook die verskaffing van finansiële inligting vir kwartaalike en jaarverslae.

Batebestuur is nog 'n funksie van die afdeling. Behoorlike batebestuur vir die direktoraat word verseker deur toesig te hou oor die verkryging van goedere en dienste (insluitende biblioteekmateriaal) en die gereelde betaling van fakture. Bou- en voertuiginspeksies by die streekkantore word gereeld onderneem om te verseker dat alle defekte, risiko's en bedreigings geïdentifiseer en gerapporteer word.

Amptelike gebruik van vervoer in staatsvoertuie toegewys aan die direktoraat, word op die perseel by hoofkantoor gemonitor.

Laastens is die afdeling verantwoordelik vir die bestuur van die prosedures vir Beroepsgesondheid en Veiligheid.

Gedurende 2018 was daar 'n beduidende toename in die inname van EPWP-personeel kenmerkend van die personeelprofiel van die Biblioteekdiens en die toename in getalle in hierdie kategorie het vergoed vir die afname in permanente en kontrakpersoneel en die laer inname van PAY-interns.

Personeel	2017	2018
Permanent	165	158
Kontrak	1	0
Program vir die Bevordering van die Jeug (PAY) interns	10	7
Uitgebreide Openbare Werke-program (UOWP) begunstigdes	49	55
<b>Totaal</b>	<b>225</b>	<b>220</b>


## Registrasie

Die Registrasie-afdeling is verantwoordelik vir alle rekords en die bestuur van alle lêers en dokumente van die Biblioteekdiens. Hierdie afdeling is daarvoor verantwoordelik dat alle prosedures, reëls en regulasies asook wetgewing rakende rekordbestuur nagekom word.

## OPSOMMING VAN STATISTIEK

	2017	2018
Wes-Kaapse bevolking	6 279 733	6 844 272
Openbare biblioteke in die Wes-Kaap	373	375
Geregistreeerde biblioteekgebruikers van openbare biblioteke	811 227	843 876
Aantal biblioteekitems versprei	16 264 080	14 349 589
Oudiovisuele verspreiding	637 573	504 431
Aantal biblioteekitems in provinsiale voorraad	6 228 856	6 012 420
Besoeke aan biblioteke deur provinsiale personeel	1 536	1 503
Nuwe biblioteekmateriaal verwerk	226 183	177 324
Opleidingsprogramme aan openbare biblioteke	31	33
Tydskrifsubskripsies	3 236	2 626
Munisipaliteite bedien	25	25
Streke	15	15
Bemerkingsprojekte	12	11
Biblioteekmateriaalitems aangekoop (boeke en oudiovisueel)	158 137	135 327

## OORSIG VAN DIE WKBD 2018/19



Gestig in 1955



**226 biblioteke**  
bied gratis internet-  
toegang aan gebruikers



**14 349 589**  
biblioteekitems gesirkuleer



Gespesialiseerde navorsing  
en naslaanondersteuning  
vir openbare biblioteke



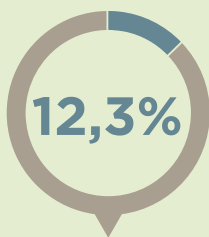
**R346 402 696 bestee** aan  
personeel, opgraderings en  
nuwe biblioteekfasiliteite



Grootste openbare biblioteeknetwerk in Afrika




Publiseer die **Kaapse  
Bibliotekaris**, 'n professionele  
biblioteek- en inligtingkunde  
vaktydskrif, sedert 1957



GEREGISTREERDE  
BIBLIOTEEKGEBRUIKERS

**843 876 van 6 844 272**  
inwoners in Wes-Kaap



Toegang tot 'n  
seldsame versameling  
16mm films

**375**

biblioteekdienspunte ontvang  
deurlopende professionele  
ondersteuning

**2**

nuwe biblioteekdienspunte ingestel

**6 012 420**

biblioteekitems  
in voorraad

**2 626**

tydskrifte en koerante is op  
ingeteken namens platte-  
landse openbare biblioteke

**135 327**

nuwe biblioteekitems  
aangekoop: boeke  
en oudiovisuele  
materiaal



# Uphononongo lonyaka wama-2018/19

## Inkonzo yethala leencwadi eNtshona Koloni

<b>Ushwankathelo</b> .....	36	<b>linkonzo zeNkxaso kaMasipala</b> .....	43
<b>Uhlahlo-lwabiwo mali</b> .....	38	• Ukuphuculwa kwethala leencwadi loluntu	43
<b>Umbutho weNgingqi</b> .....	39	• Inkxaso-mali kaMasipala	43
• lindawo zenkonzo yethala leencwadi loluntu	39	• Isibonelelo esineMeko	
• Amanqaku enkonzo kwindawo nganye yolawulo		• Inkxaso-mali yeMbuyekezo kaMasipala	
• Amathala eencwadi kwingingqi nganye		• Isibonelelo seThala leeNcwadi leMetro	
• Amaziko amathala eencwadi amatsha kunye nokuphuculwa		<b>Umbutho oPhakathi</b> .....	46
• linkcukacha-manani	40	• Ukukhetha	46
• Ubulungu		• linkonzo Zobugcisa	46
• Ujikelezo lonyaka		• Inkxaso yenkqubo yeSLIMS	
• Ukujikeleziswa kweencwadi kunye noncwadi		• ICandelo leeKhathalogu	
• Ukujikelezwa kweencwadi ngonyaka kuhlobo ngalunye		• Amalungiselelo	
• Amathala eencwadi asebenzisa kakhulu ezona ncwadi zingezinto ezingeyonyani		• linkonzo zoLwazi	47
• Ukujikeleziswa kwezinto zokufunda ezivakalayo zethala lencwadi		• ICandelo leZalathiso eliPhakathi (SN)	
• Amathala eencwadi anamanani aphezulu okusasazeka		• ICandelo loPapasho kunye neNkuthazo	
• Ukujikelezwa kwezinto zethala leencwadi kumasipala ngamnye		• ICandelo loPhando	
• Impahla yamathala eencwadi iyonke		• Inkxaso yoLawulo lweThala leeNcwadi	49
		• ICandelo loBhaliso	49
		<b>Ushwankathelo lweenkcukacha-manani</b> .....	49
<b>Ulawulo</b> .....			
Ulawuli	Cecilia Sani	<b>Uququzelelo lwingingqi</b> .....	
<b>Uququzelelo lwangaphakathi</b> .....		• USekela Mlawuli	Akukho mntu
• USekela Mlawuli	Theresa Caroline	• Umlawuli oncedisayo, indawo yolawulo yeCape Winelands kunye ne-Overberg	Akukho mntu
• Umlawuli oncedisayo, linkonzo zolwazi	Neville Adonis	• Umlawuli oncedisayo, indawo yolawulo ye-Eden kunye neCentral Karoo	Ronel Mouton
• Umlawuli oncedisayo, Ukukhetha	Akukho mntu	• Umlawuli oncedisayo, wendawo yolawulo i-West Coast	Selvyn Booysen
• Assistentdirekteur, Tegnieste Dienste	Bradley Meyer	• Umlawuli oncedisayo, wendawo yolawulo iMetropole	Leonard Fortuin
• Umlawuli oncedisayo, iinkonzo zenkxaso kulawulo lwethala lweencwadi	Akukho mntu	<b>linkonzo zenkxaso zikaMasipala</b> .....	
		• USekela Mlawuli	Pieter Hugo
		• Umlawuli oncedisayo, Ingxowa-mali kaMasipala	Mbulelo Simema
		• Umlawuli oncedisayo, Ukuphuculwa kwethala leencwadi loluntu	Ethney Waters

# USHWANKATHELO

## Umbono weSebe leMicimbi yeNkcubeko neMidlalo

INtshona Koloni ebandakanyayo, enobugcisa, esebenzayo nenxibelelanayo.

## Injongo yeSebe leMicimbi yeNkcubeko neMidlalo

Ukukhuthaza ukugqwesa kunye nokubandakanywa kwimidlalo nakwezenkcubeko, ngokusebenzisa ngokuchanekileyo nangokuzinzileyo kusetyenziso lwezixhobo nangokubakho kwentsebenziswano nabanye. Ekuqhubeleni phambili ekugqweseni, iisebe liya kudala iimeko zokufikelela nokuthatha inxaxheba kwesininzi, ukuchongwa kwetalente kunye nophuhliso lwezakhono.

## Iinjongo ezicwangcisekileyo, iinjongo kunye nemisebenzi yeNkonzo yeThala leeNcwadi laseNtshona Koloni

Ngaphakathi kwesakhelo sombono weSebe kunye nomsebenzi wakhe, iinjongo ezicwangcisiweyo zeNkonzo yeThala leeNcwadi laseNtshona Koloni:

- Ukuxhasa kunye nokonyusa iinkonzo zethala leencwadi kubo bonke abemi beNtshona Koloni.
- Ukuphuhlisa, ukuguqula nokukhuthaza ukugcinwa kwethala leencwadi kunye nenkonzo yolwazi. Oku kunegalelo kulwakhiwo lwesizwe, ulawulo olulungileyo, ukubandakanywa kwezentlalo kunye nophuhliso lwabantu kunye nokukhula okuzinzileyo koqoqosho kunye namathuba.

Iinjongo zezicwangciso-qhinga seNkonzo yeThala leeNcwadi laseNtshona Koloni kukunceda oomasipala ekunikezelweni kweenkonzo zamathala eencwadi oluntu eNtshona Koloni, ukuze ngokwenjalo babonelele ngeenkonzo zamathala eencwadi nezolwazi:

- zisimahla, zilingana kwaye ziyafikeleleka.
- bonelela ngolwazi, ukufunda kunye neemfuno zabantu.
- kukhuthaza inkcubeko yokufunda, ukusetyenziswa kwethala leencwadi kunye nokufunda ubomi bonke.

Imisebenzi yeNkonzo yeThala leeNcwadi yeNtshona Koloni yile:

- Ukufumana isixhobo esitsha sethala leencwadi
- Ukulungiswa kobuchwephesha bezinto zethala leencwadi
- Ukubonelela ngemathiriyeli yethala leencwadi kunye nezixhobo kunye nesikhokelo sobungcali kumathala eencwadi oluntu
- Ukuqinisekisa ukuba ukuqokelelwa kwamathala eencwadi ayo angama-375 kuhlala kufanelekile kwaye kuhlaziywa
- Ukuqhubeka nokwenza uhlalutyo lweemfuno, ngokubonisana namathala eencwadi oluntu, ukubonelela ngeenkqubo zoqeqesho nguMbutho weNgingqi
- Ukukhuthaza ukusetyenziswa kwezinto zethala leencwadi
- Ukubonelela ngenkonzo eenenkukacha ezikhethekileyo ngeCandelo leZalathiso eliSentloko kunye nokwenza uphando olufanelekileyo
- Ukugcina ithala leencwadi elikwiikhompyutha kunye nenkqubo yolwazi

- Ukugcina nokwandisa iProjekthi yeeNkonzo zamaThala eeNcwadi zaseMaphandleni (amathala eencwadi amancinci) kuluntu oluhlelekileyo olungenazibonelelo zamathala eencwadi. (Oku kuyinxalenye yeNkqubo yeZibonelelo ekwiMiqathango yeThala leeNcwadi loLuntu)
- Ukuphakamisa ulwazi ngeTekhnoloji yeTekhnoloji yoNxibelelwano (i-ICT) ukuphucula iinkonzo ngokubonelela ngeendlela ezininzi zoxibelelwano ngokufikelela ngokukhululekileyo kwi-intanethi kumathala eencwadi asemaphandleni ngeProjekthi yokuThungelana kwamaThala eencwadi zaseMaphandleni yoPhuhliso lwamaPhandle (RLICP)
- Ukuqaliswa kweNkqubo eBanzi kaRhulumente weNtshona Koloni (BBI)
- Ukudlulisela iintlawulo ezivela kwingxowa mali yenkxaso mali koomasipala kugxilwe kakhulu ekuqeshweni kwabasebenzi abongezelelweyo kunye nokwakhiwa kwamathala eencwadi amatsha okanye ukuphuculwa kwamathala eencwadi oluntu akhoyo
- Ukudlulisela iintlawulo kwiNgxowa-mali kaMasipala yokuBekwa kweMali kaNondyebo wePhondo (MRF) ukunceda amathala eencwadi kumasipala we-B3 ukuze aqalise ukulungisa isigunyaziso esingaxhaswanga
- Ukuphunyezwa kweprojekthi yamaThala eencwadi aseMzansi, ukuqinisekisa ukuphuculwa konxibelelwano lwe-ICT kunye nophuhliso lwabasebenzi bethala leencwadi
- Ukusekwa kwamathala eencwadi amancinci kusenzelwa abangaboniyo kumathala eencwadi akhoyo ngokudibeneyo nethala leencwadi loMzantsi Afrika labangaboniyo.

## Imithetho, imigaqo, imigaqo kunye nezicwangciso zephondo

Lo mthetho ulandelayo uneempembelelo kwiNkonzo yeThala leeNcwadi eNtshona Koloni:

- **UMgaqo-siseko weRiphabhlikhi yoMzantsi Afrika, we-1996 (UMthetho we-108 we-1996)**  
IsiHlomelo sesiHlanu: Amathala eencwadi (ngaphandle kwamathala eencwadi esizwe) asebenza komthetho wephondo.
- **Ummiselo weNkonzo yeThala leeNcwadi lePhondo, 1981, Ummiselo we-16 we-1981**  
Ngokwembali ukubonelelwa kweenkonzo zamathala eencwadi ibiyinkonzo ekwabelwana ngayo phakathi kwamaphondo noomasipala ngokwemigaqo engasentla. Isigunyaziso esingaxhaswanga senziwe nguMgaqo-siseko waseMzantsi Afrika (Umthetho Nombolo we-108 we-1996) esabela umsebenzi wethala leencwadi njengendawo enobuchule obuthile bokwenza umthetho wephondo, kodwa ngaphandle kwengxowa mali elandela umsebenzi ngokufanelekileyo.
- I-DCAS, ngoncedo lweSebe leSizwe lezobugcisa neNkcubeko kunye ne-Ofisi kaNondyebo wePhondo, ijongana nomsebenzi ongafakwanga mali ngesibonelelo-mali esineMeko, iNgxowa-mali yeMbuyekezo kaMasipala kunye neGranti yeThala leeNcwadi leMetro, ngokuxhasa ngemali ngokupheleleyo oomasipala be-B3. I-B1- kunye ne-B2- yoomasipala abaseleyo kunye nenkxaso mali yenxalenye yeMetro.

Ngenxa yoku, oomasipala bayaqhubeka nokubonelela ngenkonzo engaphambili ngelixa iSebe lePhondo

liqhubeka nokuzibandakanya kwezoqoqosho ngomgangatho wokulungelelanisa ukuthengwa, ukukhethwa, ukulungiswa kwencwadi, ukukhutshwa kwencwadi, ukukhutshwa kwencwadi ukusasazwa, ukubonelelwa kwamathala eencwadi amatsha kuzo zonke iindawo ephondweni.

**• UMthetho weLwimi waseNtshona Koloni, we-1998, noMgaqo-nkqubo weLwimi waseNtshona Koloni, wama-2005**

lilwimi ezisemthethweni (isiBhulu, isiNgesi nesiXhosa ziyasetyenziswa) kwaye zisetyenziswa ngokulinganayo.

**Iprofayile yobume beNtshona Koloni**

<b>Unyaka</b>	2018
<b>Ubuninzi babantu</b>	6 844 272
<b>Amaqela abantu</b>	
• Abebala	46%
• Abamnyama	33%
• Abamhlophe	17%
• AmaNdiya/abanye	1%
• Abangachazwanga	3%
<b>Ulwimi lwasekhaya</b>	
• IsiBhulu	46%
• isiXhosa	26%
• IsiNgesi	21%
• Olunye	5%
• Olungachazwanga	2%
<b>Ngokweminyaka</b>	
• 0-4	8%
• 5-9	8%
• 10-19	15%
• 20-59	59%
• 60-100	10%
<b>Ngokwesini</b>	
• Ibhinqa	51%
• Indoda	49%
<b>Izinga lentswela-ngqesho eNtshona Koloni</b>	23.8%
<b>Unxibelelwano lwe-Intanethi</b>	
• Inani labantu abafikelela kwi-intanethi	15.72%
• Inani labantu abafikelela kwi-intanethi emakhaya	7.07%
• Inani labantu abafikelela kwi-intanethi kwithala leencwadi	1.27%
• Inani labantu abafikelela kwi-intanethi emsebenzini	5.39%
• Inani labantu abanekhompuyutha emakhaya	9.43%
• Inani labantu abaneselula	26.18%
• Inani labantu abangena kwi-Intanethi ngeselfowuni	16.38%
<b>Ubungakanani bephondo ngokwe-km<sup>2</sup></b>	129 462
<b>Inani lilonke labemi boMzantsi Afrika</b>	<b>58 775 202</b>

Data Sources: Stats SA Mid-Year Population Estimates 2019, StatsSA Census 2011

**Kwisimbozo:** I-mural esebenzayo ngaphandle kokuphumelela ibhaso le-Dunoon, ilayibrari ekumgangatho wehlabathi.

**Eziphambili**

**Isibonelelo semeko ethile**

Eli Sebe liyaqhubeka nokufumana inkxaso-mali enemiqathango yokuxhasa amathala eencwadi oluntu kunye nokwenza ukuba uluntu lufumane ulwazi olunokuphucula imeko yalo yezoqoqosho. Inkxaso-mali yabonelelwa ngeeprojekthi zamathala eencwadi amane alandelayo kwizigaba ezahlukeneyo zokugqitywa: iDunoon kwisiXeko saseKapa, iGroenheuvel kuMasipala waseDrakenstein, Elim kuMasipala waseCape Agulhas, naseKoekeenaap kuMasipala waseMatzikama. Kugqitywe la amathala eencwadi mabini alandelayo: iDunoon (iSixeko saseKapa) neGroendal (uMasipala waseStellenbosch). Ngowama-2018/19 ukuphuculwa kweNoordhoek (uMasipala waseBergrivier) kwaxhaswa ngemali kwaye ukuphuculwa kweHawston (uMasipala wase-Overstrand) kwagqitywa.

**Ithala leencwadi laseMzantsi Afrika leProjekthi yeemfama**

Ithala leencwadi lase Mzantsi Afrika leProjekthi yeeMfama longeze iinkonzo ezintlanu ezintsha zeThala leeNcwadi labangaboniyo kumathala eencwadi esele ekho, abantu abangaboni kakuhle baqeqeshwa kwaye baxhotyiswa ekusebenziseni izixhobo ezizodwa ze-IT. Iindawo zenkonzo ezintsha zaye zasekwa eStellenbosch, kwi-Idas Valley, eGenadendal, eTesselaarsdal, naseTellfield kumathala eencwadi oluntu.

**IProjekthi yeVeki yeThala leeNcwadi yama-2019**

Iveki yeThala leencwadi yoMzantsi Afrika ibhiyozelwa kuzwelonke ukusuka ngowe-18 ukuya kowama-24 EyoKwindla kowama-2019 phantsi komxholo othi sebenzisana nethala leencwadi lakho. Kulo nyaka uphehlelelo kuzwelonke lweVeki yeThala leeNcwadi loMzantsi Afrika lubanjelwe eCaledon, eRiviersonderend naseTesselaarsdal ngomhla we-18 kweyoKwindla ngowama-2019. Ukupapashwa kwamkelwa ngumphathiswa weMicimbi yeNkcubeko neMidlalo, u-Anroux Marais kunye nosodolophu kaMasipala waseTheewaterskloof, uChristelle Vosloo. Kule veki yentengiso bekukho imidlalo yebhodi, imisebenzi yethala leencwadi lokudlala, imiboniso yoopopayi, imiboniso bhanyabhanya eyi-16mm, kunye nokupeyinta kobuso ukonwabisa iindwendwe. Bangaphezu kwama-500 abantwana kunye neendwendwe ezaluphelelyo ezivela kumakhaya abadala.

**Iveki yeNcwadi yeSizwe yowama-2018**

Iveki yeNcwadi yeSizwe ibhiyozelwe kuzwelonke ukusuka ngowe-3 ukuya kowe-5 kweyoMsintsi kowama-2018 ngomxholo othi #AmabaliEthu. INkonzo yeThala leeNcwadi, ngokubambisana neBhunga loPhuhliso lweeNcwadi eMzantsi Afrika kunye nomasipala waseWitzenberg, baqhuba ngempumelelo iVeki yeNcwadi yeSizwe kwiiOpt die Berg, eBella Vista, nakwiiholo zoluntu zaseNduli. Umsitho wapapashwa ngowe-3 kweyoMsintsi kowama-2018 ngu-Anroux Marais. Inkqubo yokuqalisa ibandakanya ukuhanjiswa kweMbali yoMlomo nguDawid Slinger kunye nodlwengulo kunye noqhawulo mtshato okwenziwa nguHeal the Hood. UMphathiswa u-Anroux Marais ufundele abantwana incwadi. Abafundi babe nomtsalane ngokubonakala kwe-mascot yeNkonzo yeThala leeNcwadi, iBhuki, kunye ne-mascot yeVeki yeNcwadi yeSizwe, uFunda Bala. Iinkqubo eziboniswa ngexesha leentsuku ezintathu zibandakanyiwe: imisebenzi enethela leencwadi lokudlala, amakhadi emidlalo yamagama, ukubalisa ibali, iiseshini zomsebenzi wobugcisa, imiboniso bhanyabhanya, ukupeyinta ubuso, kunye neendibano zocweyo zabafundi.

## UHLAHLO-LWABIWO MALI

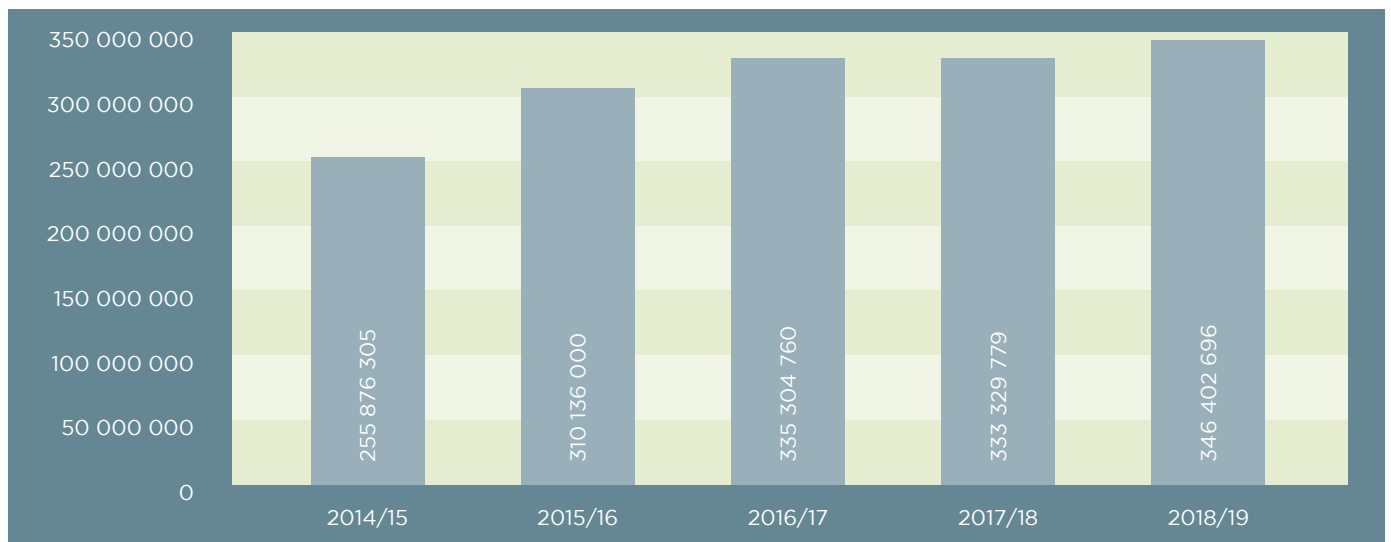
Inkcitho yeNkonzo yeThala leencwadi kwiminyaka emihlanu edlulileyo ibonakalisa eyona nkcitho. Inkcitho yonyaka-mali wama-2018/19 ibandakanya isibonelelo-mali esineMiqathango, iNgxowa-mali kaMasipala yokuTshintsha indawo kunye neSibonelelo seThala leeNcwadi leMetro.

### Inkcitho yeNkonzo yeThala leencwadi ku-2018/19 (eyona nkcitho)

Inkonzo yeThala leencwadi	87 385 696
Isibonelelo sethala leencwadi seMetro	10 000 000
Inkxaso mali kaMasipala	72 393 000
Isibonelelo semeko ethile	176 624 000
<b>Iyonke</b>	<b>R346 402 696</b>

	2014/15	2015/16	2016/17	2017/18	2018/19
Uhlahlo-lwabiwo mali lilonke	255 876 305	310 136 000	335 304 760	333 329 779	346 402 696
Ukuhla/ukunyusa (%)	42.31%	21.21%	8.12%	-0.59%	3.77%

### Uhlahlo-lwabiwo mali: inkonzo yethala leencwadi (owama-2014/15 ukuya kowama-2018/19)



## UMBUTHO WENGINQI

Eyona misebenzi iphambili kwimimandla kukubonelela ngezinto zethala leencwadi kunye nezixhobo kumathala eencwadi oluntu, isikhokelo sobungcali kunye noqeqesho koononcwadi boluntu kunye nokuncedisa ekwakhiweni kwamancedo kwamathala encwadi. Nje ukuba izinto ezintsha zenziwe ngokusebenzisa iinkqubo zokulungiselela, zabelwa imimandla eyithi yona ikhuphele amathala eencwadi oluntu phantsi kolawulo lwayo. Ooncwadi bamathala eencwadi asemaphandleni banokuzikhethelela iincwadi ezintsha kumathala eencwadi emimandla. Oononcwadi bengingqi bayawandwendwela amathala eencwadi oluntu kwimimandla yabo ukubonelela ngezixhobo ezintsha zethala leencwadi, ukwenza umsebenzi wokuqokelela kunye nokuncedisa ekunciphiseni iincwadi ezindala kunye nongasasebenziyo kunye nokubalwa kweencwadi. Oononcwadi baseMetro bazikhethelela iincwadi zabo zamathala abo ngaphambi kweentlanganiso zokhetho.

### Iindawo zenkonzo yethala leencwadi loluntu

Ukwahlulwa kweendawo zenkonzo yethala leencwadi kwiindawo zolawulo kubonisiwe kwitheyibhile engezantsi.

#### Amanqaku enkonzo kwindawo nganye yolawulo (ngowama-31 kweyoKwindla ngo-2019)

Indawo yokulawula	Amathala eencwadi	Iindawo zokugcina iimpahla	Iyonke
ECape Winelands ne-Overberg	78	11	89
E-Eden neCentral Karoo	81	3	84
EMetropole	104	5	109
EWest Coast	82	11	93
<b>Imali iyonke</b>	<b>345</b>	<b>30</b>	<b>375</b>

Iindawo zenkonzo yethala leencwadi zisasazwa kwezi ngingqi zili-15 zilandelayo:

#### Amathala eencwadi kwingingqi nganye (ngowama-31 kweyoKwindla ngo-2019)

	Amathala eencwadi	Iindawo zokuhlala iimpahla	Iyonke
<b>ECape Winelands ne-Overberg</b>			
EHermandus	21	5	26
ESwellendam	32	0	32
EWorcester	25	6	31
<b>Iyonke</b>	<b>78</b>	<b>11</b>	<b>89</b>
<b>E-Eden neCentral Karoo</b>			
EBeaufort-West	14	0	14
EGeorge	25	3	28
EMossel Bay	28	0	28
E-Oudtshoorn	14	0	14
<b>Iyonke</b>	<b>81</b>	<b>3</b>	<b>84</b>
<b>EMetropole</b>			
EBlaauwberg	8	0	8
EKapa	33	0	33
EFalse Bay	15	1	16
ESouthern	20	2	22
ETygerberg	28	2	30
<b>Iyonke</b>	<b>104</b>	<b>5</b>	<b>109</b>
<b>EWest Coast</b>			
ESaldanha	33	1	34
EStellenbosch	28	9	37
EVanrhynsdorp	21	1	22
<b>Iyonke</b>	<b>82</b>	<b>11</b>	<b>93</b>
<b>Imali iyonke</b>	<b>345</b>	<b>30</b>	<b>375</b>

#### Amaziko amathala eencwadi amatsha kunye nokuphuculwa

Zavulwa iindawo ezimbini zenkonzo yethala leencwadi kunyaka ophantsi kovavanyo: iDu Noon kunye neKhayaletu. Kuvulwe iindawo zokugcina iimpahla ezimbini ezintsha eKoekenaap nase-Elim. Iindawo zase-Worcester, Eluxolweni naseGansbaai zaphuculwa.

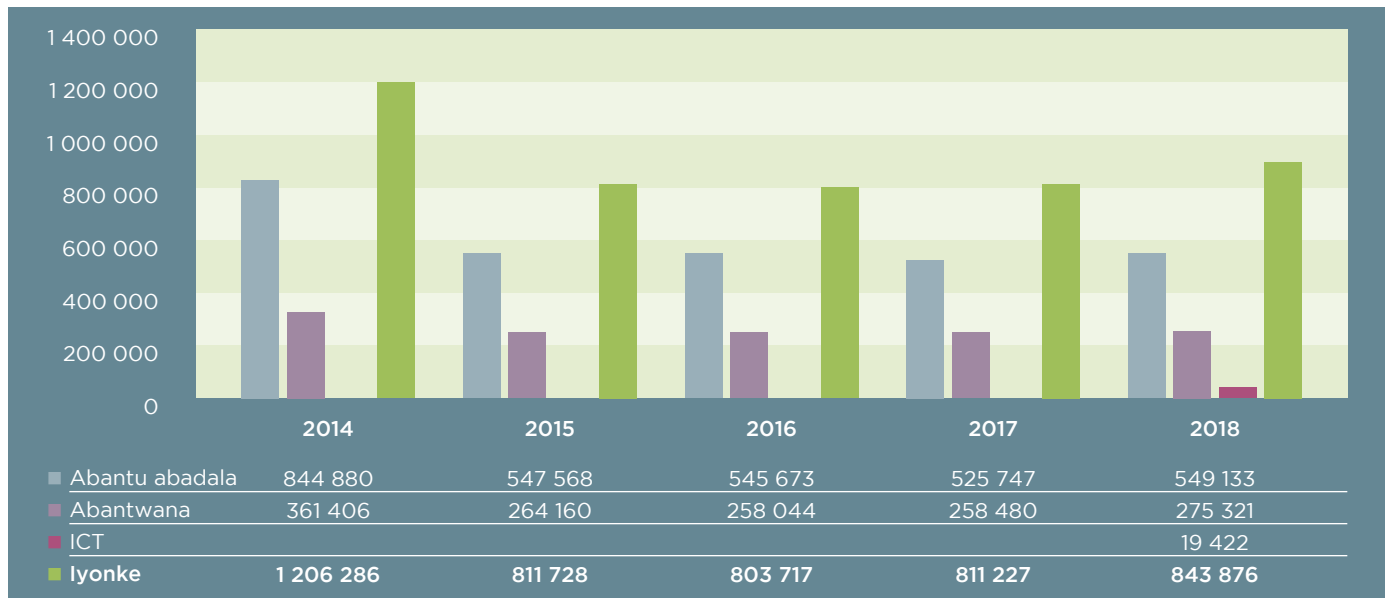
	Ithala leencwadi	Umasipala	Ingingqi
<b>Amathala eencwadi amatsha</b>	EDunoon	EKapa	EBlaauwberg
	EKhayaletu	EKnysna	EGeorge
<b>Iindawo zokugcina iimpahla</b>	EKoekenaap	EMatzikama	EVanrhynsdorp
	E-Elim	ECape Agulhus	ESwellendam
<b>Ukuphuculwa kwamathala encwadi</b>	EWorcester	EBreede Valley	EWorcester
	Eluxolweni	E-Overstrand	EHermandus
	EGansbaai	E-Overstrand	EStellenbosch

## Iinkcukacha-manani

### Ubulungu

Ubulungu be-ICT bongezwa kulo nyaka-mali ngamalungu ali-19,422.

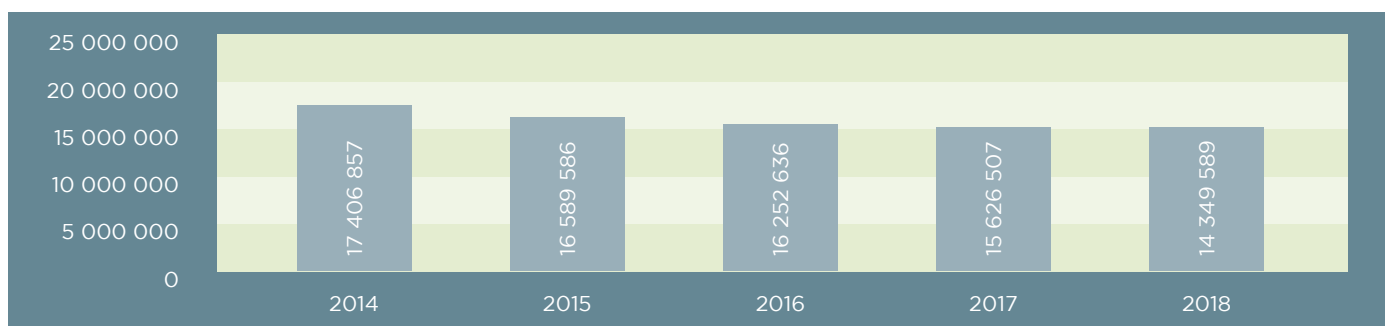
#### Ubulungu bamathala eencwadi oluntu (owama-2014 ukuya kowama-2018)



### Ujikelezo lonyaka

Imeko yeminyaka embalwa edlulileyo yokuhla ngokujikeleza kweencwadi ezishicilelweyo ngokuqhubeka kwehla nge-8,17% ukusuka ekujikelezweni kweencwadi kunye nokushicilelwa konyaka wekhalenda ophelileyo.

#### Ukujikeleziswa kweencwadi kunye noncwadi (owama-2014 ukuya kowama-2018)



Ukujikeleza kuzo zonke iintlobo zezinto ezipapashiweyo kubonise ukwehla okuhamba kweminyaka.

#### Ukujikelezwa kweencwadi ngonyaka kuhlobo ngalunye (owama-2014 ukuya kowama-2018)

Unyaka	AF	EF	Iincwadi zesiXhosa zabantu abadala	NF	AJF	EJF	Iincwadi zesiXhosa zabantwana	JNF	Amaphepha ncwadi
2014	5 395 576	4 133 335	35 483	1 640 056	2 120 014	2 751 376	90 030	698 539	542 448
2015	5 073 865	3 964 232	32 548	1 511 644	2 037 289	2 740 719	96 057	630 324	502 908
2016	4 918 562	3 850 676	37 484	1 465 790	1 975 531	2 808 734	90 543	628 748	476 568
2017	4 658 639	3 716 098	30 573	1 438 307	1 941 824	2 680 718	90 676	631 882	437 790
2018	3 977 824	2 906 199	29 434	1 252 185	1 819 033	2 448 970	68 364	470 901	400 899



**Amathala eencwadi asebenzisa kakhulu ezona ncwadi zingezinto ezingeyonyani (2017/18)**

2017	% Ukusetyenziswa
EKhayamandi	52
EMalgas ML	47
ECentral	44
EMoses Mabhida	40
EHarare Square	39
EGugulethu	39
EMasakhane	39
KwaLanga	34
EHector Pieteron (Lwandle)	33
EMfuleni	32
ESimon's Town	32
EBrown's Farm	31
ENyanga	31
ECrossroads	31
EKulani	30

2018	% Ukusetyenziswa
EMoses Mabhida	51
EMoorreesburg	50
EMfuleni	45
EToekoms ML	42
ENyanga	40
EGugulethu	40
KwaNokuthula	37
ESimon's Town	36
E-Eikendal	36
ETokai	35
EHarare Square	34
KwaLanga	34
EMasifunde	34
ECentral	33
ECrossroads	33

**t (owama-2014 ukuya kowama-2018)**

Izibalo zexesha eliphantsi kovavanyo zibonisa ukuba kukho ukwehla okukhulu ekusasazeni kwezinto ezibonakalayo (ukwehla ngama-26,3% ukusuka kunyaka ongaphambi). Itekhnoloji evela rhoqo inika abasebenzisi iindlela ezizezinye zokufikelela kwizinto eziviwayo nezibonakalayo, umzekelo, ngokukhuphela okanye ukusasaza kwi-intanethi. INkonzo yeThala leeNcwadi ke ayizifumani ii-CD ezintsha.



## Amathala eencadi anamanani aphezulu okusasazeka

Ithala leencwadi loluntu laseBrackenfell laphinda laba lithala leencwadi loluntu elilelona liphezulu elisasaze kakhulu iincwadi eNtshona Koloni ngowama-2018, lalandelwa ngamathala eencwadi oluntu aseSomerset West kunye naseDurbanville.

2017	Ukujikeleza kweencwadi
EBrackenfell	613 592
ESomerset West	488 992
EDurbanville	484 389
EBellville	424 518
EFish Hoek	390 919
EStrand	328 847
EGeorge	302 145
EPaarl	279 672
EMeadowridge	259 374
ETable View	258 489
EHermanus	249 268
E-Edgemead	238 146
EParow	232 039
ECentral	227 004
ETyger Valley	226 014
2018	Ukujikeleza kweencwadi
EBrackenfell	604 652
ESomerset West	469 044
EDurbanville	420 006
EBellville	372 730
EStrand	290 759
EGeorge	282 443
EPaarl	268 683
EFish Hoek	254 450
EClaremont	246 437
EHermanus	242 421
EMeadowridge	219 308
ETyger Valley	212 041
ETable View	211 665
EParow	201 190
E-Edgemead	198 326

## Ukujikelezwa kwezinto zethala leencwadi kumasipala ngamnye

Ukujikeleza ngokupheleleyo kweencwadi ezishicilelweyo kunye nezinto ezivakalayo zethala leencwadi kumasipala ngamnye kudweliswe apha ngezantsi. Iinkcukacha-manani zokujikeleza zeendawo zokugcina impahla azifakwanga apha, njengoko iindawo zokugcina impahla zingawo phantsi kolawulo loomasipala.

Umasipala	2017	2018
EKapa	9 687 967	8 098 274
EDrakenstein	689 589	633 271
E-Overstrand	590 378	571 077
ESwartland	456 185	457 208
EMossel Bay	422 948	379 925
EGeorge	423 279	406 778
EHessequa	375 068	361 833
EBreede Valley	341 331	347 158
ELangeberg	339 477	338 711
EStellenbosch	336 879	298 894
EWitzenberg	202 035	280 682
EBerg Rivier	281 767	260 357
ESaldanha Bay	272 323	255 518
EKnysna	228 466	224 056
E-Oudtshoorn	224 405	216 109
ETheewaterskloof	205 711	201 970
Matzikama	189 223	196 937
ECape Agulhas	172 060	177 221
ESwellendam	153 054	158 537
EBitou	126 915	124 437
ECederberg	111 292	108 744
EBeaufort West	141 100	104 402
EKannaland	82 910	64 417
EPrince Albert	60 798	56 638
ELaingsburg	27 776	26 435
<b>Iyonke</b>	<b>16 142 936</b>	<b>14 349 589</b>

## Impahla yamathala eencwadi iyonke

Impahla iyonke ngeli xesha lokuhlolwa yayizizigidi ezi-6,012,420 kwaye ibandakanya iincwadi kunye nezixhobo zokumamela. Amanani abonisa impahla yamathala eencwadi ali-15, iiNgcaciso ngokuPhangaleleyo kunye nokuQokelelwa kweSalathiso esiPhakathi. Ixabiso elipheleleyo lezinto ezigcinisiweyo kuwo onke amathala eencwadi aseNtshona Koloni yayizizigidi ezi-R469,908,755.18 ekupheleni konyaka-mali wama-2018/19.

Lilonke inani lempahla linciphile kule minyaka imbalwa idlulileyo njengoko amathala eencwadi akhuthala ngokukhuselekileyo kunye nokufakwa kwezinto kwimpahla entsha kuncitshiswa luhlahlo-lwabiwo mali lwezixhobo zethala leencwadi.

Impahla iyonke ngokweengingqi (owama-2017/18 ukuya kowama-2018/19)

2017/18	Impahla	2018/19	Impahla	Ixabiso
ETygerberg	730 126	ETygerberg	695 387	57 216 740
Isalathiso esikuPhakathi kunye nokuBala okuBanzi	568 606	Isalathiso esikuPhakathi kunye nokuBala okuBanzi	494 684	27 151 409
ESaldanha	425 992	ESaldanha	422 693	32 240 585
EFalse Bay	439 210	EStellenbosch	420 977	32 182 852
EStellenbosch	410 203	EKapa	406 603	47 055 854
ESouthern	422 210	EFalse Bay	394 840	34 559 758
Cape Town EKapa	385 762	ESouthern	384 670	37 226 888
EGeorge	409 119	ESwellendam	381 690	26 535 921
ESwellendam	366 771	EGeorge	374 287	28 591 092
EMossel Bay	361 326	EMossel Bay	354 618	25 880 838
EWorcester	343 756	EWorcester	341 533	24 735 840
EHermanus	311 368	EHermanus	292 361	23 238 737
EBlaauwberg	282 270	EVanrhynsdorp	284,566	19 160 525
EVanrhynsdorp	286 324	EBlaauwberg	279 616	23 237 921
E-Oudtshoorn	278 411	E-Oudtshoorn	276 922	17 133 895
EBeaufort West	207 402	EBeaufort West	206 973	13 759 901
<b>Iyonke</b>	<b>6 228 856</b>	<b>Iyonke</b>	<b>6 012 420</b>	<b>469 908 755</b>

## IINKONZO ZENKXASO KAMASIPALA

Uxanduva lwecandelwana leeNkonzo zeNkxaso kaMasipala kulawulo lweNkxaso-mali enemiGangatho yamaThala eeNcwadi asekuHlalani, ukuBonelela ngeNkxaso mali kaMasipala kunye neSibonelelo seThala leeNcwadi leMetro, kwaye kujolise ekuxhaseni iinkonzo zethala leencwadi kwinqanaba likamasipala. Oku kubandakanya ulwabiwo kunye nokudluliselwa kwemali nokubekwa esweni kwenkcitho ngoomasipala, kunye nokuncedisa oomasipala ekwakheni amandla ngokubhekisele kulawulo lwezi mali. Imisebenzi yecandelwana ilawulwa ngamacandelo amabini: ukuphuculwa kweThala leeNcwadi loLuntu kunye neNkxaso-mali kaMasipala.

### Ukuphuculwa kwethala leencwadi loluntu

Icandelo loPhuculo lweThala leencwadi loLuntu linoxanduva lweeprojekti, uninzi lwazo luxhaswe ngemali yesibonelelo seemeko ezithile kumathala eencwadi, kubandakanywa amathala eencwadi amatsha, ukuphuculwa kwamathala eencwadi, iProjekthi yokuThungelana kwamathala eencwadi asemaphandleni (i-RLCP) ngokubambisana nePhulo lephondo le-Broadband Initiative, iThala leeNcwadi leMfama neThala leeNcwadi loMzantsi Afrika laBangaboniyo kunye nokumiliselwa kweProjekthi yeThala leeNcwadi laseMzansi. Ezinye iiprojekthi zilawulwa kumbindi kwaye ezinye zilawulwa ngokubambisana noomasipala.

Kunyaka ophantsi kovavanyo, amathala eencwadi amathathu

aqhagamshelwe kwi-intanethi, yenze inani elipheleleyo lamathala eencwadi aqhagamshelweyo abengama-226. Uninzi lwala mathala eencwadi ayinxalenye yePhulo leBroadband Initiative (i-186 lamathala eencwadi asemaphandleni) kunye namathala eencwadi angama-22 eyinxalenyeyeprojekthi yaseMzansi iilayibrari ezenziwa kwi-Intanethi.

Iprojekthi yethala leencwadi loMzantsi Afrika leeMfama belikunyaka yokuphucula iinkonzo, zongezwa iziza, kodwa uluntu olungaboni kakuhle olujikeleze iziza ezikhoyo zaqeqeshwa kwaye zaxhotyiswa ekusebenziseni izixhobo ezizodwa ze-IT.

### Inkxaso-mali kaMasipala

#### Isibonelelo esineMeko

Isizathu sesibonelelo esinemeko kumaThala eeNcwadi asekuHlalani kukutshintsha izakhiwo nezibonelelo zamathala eencwadi asezidolophini nasezilalini, kwiindawo kunye neenkono ngenkqubo efunyanwa ngokutsha kwinqanaba likazwelonke, elephondo nelorhulumente wasekhaya.

Ukusukela oko yaqala kwiminyaka elishumi edlulileyo, iSebe leMicimbi yeNkcubeko neMidlalo laseNtshona Koloni lifumene ngaphezulu kwe-R761 yezigidi kwiNkxaso-mali yoXhomekeko kwiSebe leSizwe lezoBugcisa neNkcubeko. Ezi mali zichithwe ekusombululeni igunya elingafakwanga mali

kumathala eencwadi kwiphondo. Isixa-mali esingama-R176,624,000 kwiNkxaso-mali yoXhomekeko yafunyanwa ngonyaka mali ka-2018/19. Ukusuka kolu hlahlo-lwabiwo mali i-R167,631,000 yagqithiselwa koomasipala abali-19 kwiphondo ukuze bahlawulele abasebenzi bethala leencwadi, bathenge ifenitshala kunye nezixhobo, bakhe amathala eencwadi amatsha kwaye baphucule kwaye bagcine amathala eencwadi akhoyo.

Ezi zicwangciso zimbini zingezantsi zibonisa ulwabiwo-mali lweSibonelelo esikhutshwa phantsi kweMiqathango (iSicwangciso A) kunye nemisebenzi exhaswa yingxowa-mali (iSicwangciso B).

**ISicwangciso A: Ukwabiwa kweNkxaso-mali yesiBonelelo seMali owama-2018/19**

Ulwabiwo lulonke lweSibonelelo esikhutshwa phantsi kweMiqathango	R 176 624 000
Iyonke imali eweliselwe oomasipala (Abasebenzi, amathala eencwadi amatsha, ukuphuculwa kwamathala eencwadi, ukugcinwa nokulungiswa kwefenitshala)	R167 631 000
Izinto zethala leencwadi ezithengiweyo	R2 661 370
Iprojekthi yethala leencwadi loMzantsi Afrika leeMfama	R900 000
Ulawulo lwezibonelelo kwisebe (iindleko zokuqhuba: abasebenzi, iimpahla kunye neenkonzzo)	R5 431 630

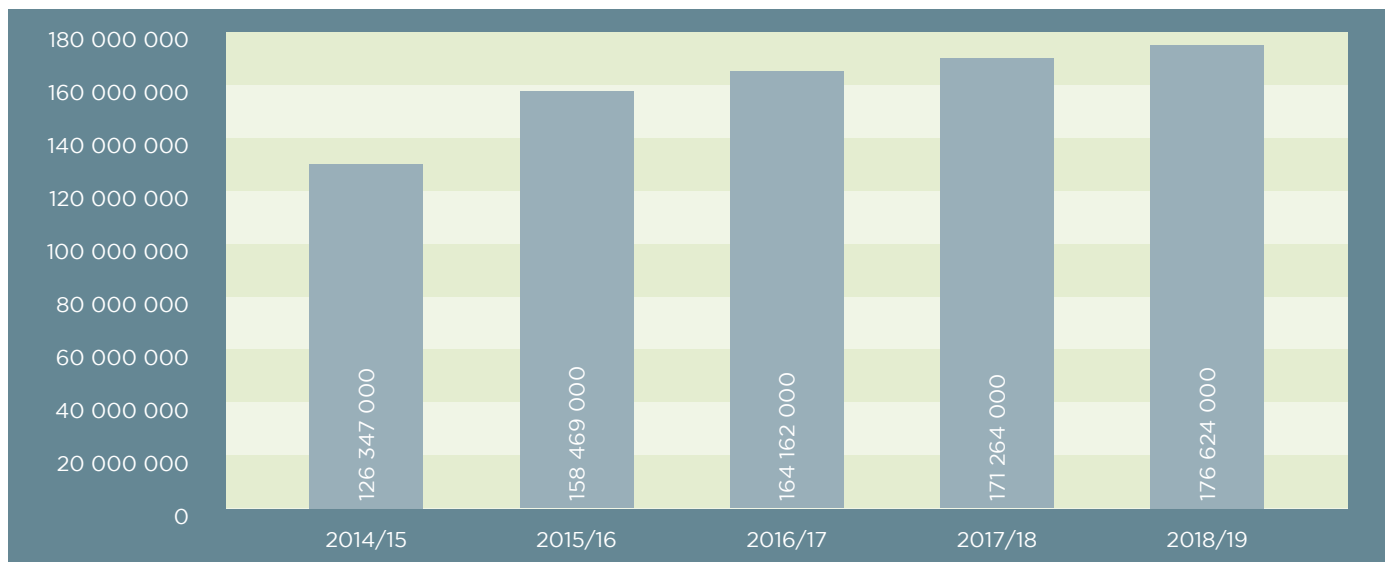
**ISicwangciso B: Imisebenzi exhaswa ngemali yesiBonelelo esikhutshwa phantsi kweMiqathango owama-2018/19**

Inani lezinto zethala leencwadi ezithengiweyo	16 928
Kwakhiwe amathala eencwadi amatsha	2
Ukuphuculwa kwamathala eencwadi esele etyikityiwe	2
Inani labasebenzi kumathala eencwadi oluntu axhaswe ngemali	670
Inani loomasipala abafumana intlawulo	19
Inani lamathala eencwadi aneziseko zophuhliso ze-ICT (ezintsha nezihlaziye)	3
Inani leprojekthi zokusebenzisana neThala leeNcwadi laseMzantsi Afrika laBantu abangaboniyo elixhaswe ukuseka iinkonzzo ezizodwa kwabo bangaboni kakuhle	1
Inani lamathala eencwadi oluntu afikelelayo kwi-intanethi (ekongezelwayo)	226

Igunya elingaxhaswanga kumathala eencwadi kwaba masipala bohlelo lwe-B1- kunye ne-B2 lwasonjululwa ngenkxaso-mali enemiqathango kunyakamali wama-2018/19:

Oomasipala abakwi-B1	Oomasipala abakwi-B2
EDrakenstein	EBreede Valley
EGeorge	EKnysna
EMossel Bay	E-Oudtshoorn
EStellenbosch	E-Overstrand
	ESaldanha Bay

**Uhlahlo-lwabiwo mali lweeMeko ezithile (owama-2014/15 ukuya kowama-2018/19)**



## Inkxaso-mali yeMbuyekezo kaMasipala

Injongo yeNgxowa-mali kaMasipala waseNtshona Koloni yokuBekwa endaweni kaMasipala (i-MRF) kukuxhasa utyalomali loomasipala kwiinkonzo zamathala eencwadi nokugcina ukuhanjiswa kweenkonzo ngobuchule kunye nokuphuhlisa kweenkonzo ezinjalo koomasipala abalishumi elinesihlanu B3 beNtshona Koloni. Kunyaka-mali wama-2018/19 i-R72,393,000 ifunyenwe kwiNgxowa-mali yePhondo. Kule R70,089,000 idluliselwe koomasipala abali-15. Iyonke iipesenti ezingama-99,5% yohlahlo-mali ichithwe.

### Uhlahlo-lwabiwo mali (2018/19)

Budget Uhlahlo-lwabiwo mali	R72 393 000
Udluliselo koomasipala abali-15	R70 089 000
Ulawulo lwezibonelelo (iindleko zokuqhuba: abasebenzi, iimpahla kunye neenkonzo)	R2 304 000

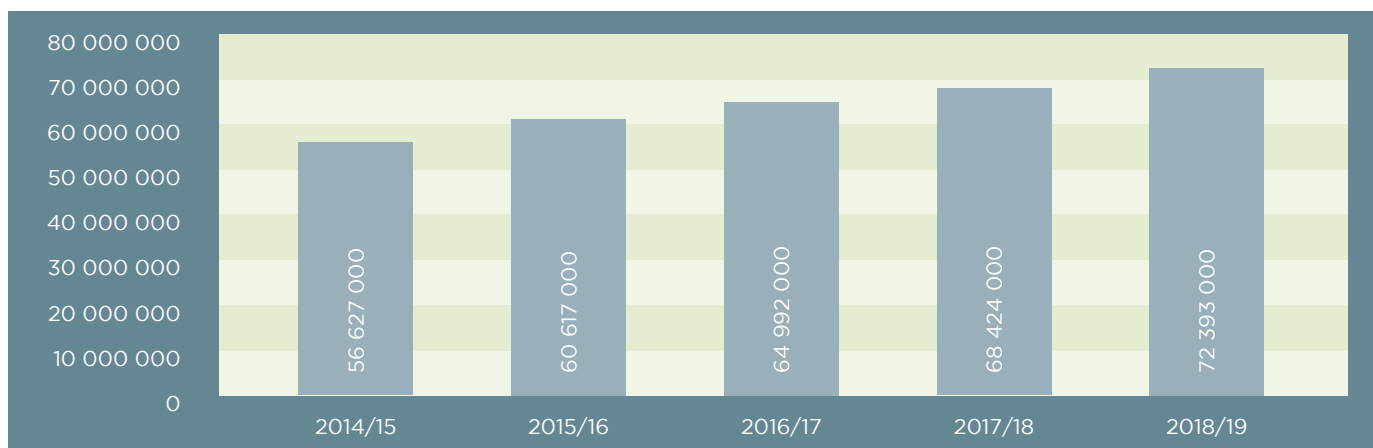
### Imisebenzi exhaswa yi-MRF (2018/19)

B3-oomasipala	15
Inani loomasipala abafumana intlawulo	15
Abasebenzi bethala leencwadi abahlawulwa ngemali yenkxaso-mali	252
Utyelelo lokubeka iliso	48

Oomasipala abadweliswe ngezantsi badweliswa njengoomasipala abango-B3 eNtshona Koloni kwaye bayazuza kwiNkxaso-mali yeMbuyekezo kaMasipala:

Oomasipala abayi-B3		
EBeaufort West	EHessequa	EPrince Albert
EBerg River	EKannaland	ESwartland
EBitou	ELaingsburg	ESwellendam
ECape Agulhas	ELangeberg	ETheewaterskloof
ECederberg	EMatzikama	EWitzenberg

### Uhlahlo-lwabiwo mali lweNkxaso mali kaMasipala (owama-2014/15 ukuya kowama-2018/19)



## Unxibelelwano lwe-Intanethi kumathala eencwadi asemaphandleni

Iyonke imali ezi-R7,152,000 yachithwa kulwakhiwo lwe-ICT kunyaka ophantsi koqwalaselo, apho inkxaso-mali yanikezelwa kulwabiwo lweBroadband kwisabelo esilinganayo sohlahlo-lwabiwo mali lweNkonzo yeThala leeNcwadi.

### Inkcitho kwiziseko zophuhliso ze-ICT kumathala eencwadi ngowama-2014/15 – 2018/19

2014/15	2015/16	2016/17	2017/18	2018/19
R1 947 955	R5 319 000	R6 167 000	R6 491 000	R7 152 000

## Unxibelelwano lweBroadband

Ukudityaniswa kwe-intanethi zizonke zili-186 (77%) zazo zonke iindawo zenkonzo zamathala eencwadi zafuduselwa kwenye indawo ebanzi ekupheleni konyaka wekhalenda wama-2018 nokusukela oko yaqala iprojekthi ngowama-2015.

### Inani lilonke lamanqaku eenkonzo zethala leencwadi afdukele kwiBroadband

2015	36	2016	83
2017	186	2018	186

## ISibonelelo seThala leeNcwadi leMetro

ISibonelelo seThala leeNcwadi leMetro yimali entsha kaRhulumente weNtshona Koloni ejolise ekuxhaseni inkcitho yeSixeko saseKapa kulwakhiwo lwethala leencwadi. Ngowama-2018/19 imali yesibonelelo ifike kuma-R10,000,000 yaze yonke imali yathunyelwa.

## UMBUTHO OPHAKATHI

Owona msebenzi uphambili weNkonzo yeThala leeNcwadi laseNtshona Koloni kukubonelela ngezixhobo zamathala eencwadi kumathala eencwadi oluntu. Oku kwenziwa ngenkqubo esebindini yonyulo, ukufunyanwa, ukukhutshwa kwikhathalogu nokulungiswa kwezinto ezisasazwa kumathala eencwadi oluntu eNtshona Koloni ngothungelwano lwamathala eencwadi ali-15. Umbutho oPhakathi unamacandelo amane, angala uKhethe, iiNkonzo zobuGcisa, iiNkonzo zeeNkcukacha kunye neNkxaso yoLawulo lweThala leeNcwadi.

Inoxanduva lokukhetha, ukufumana kunye nokwenza ikhathalogu kwezinto zethala leencwadi, ukulungiswa kobungcali kunye nokulungiswa kwayo, ukulawulwa kwenkqubo yokulawulwa kolwazi lweThala leencwadi i-SITA (SLIMS), iiNkonzo eziSentloko zokuThetha, uPhando, uPapasho kunye neNkuthazo kunye neNkxaso yoLawulo lweThala leeNcwadi.

### Ukukhetha

Icandelo lokuNyula libonelela uluhlu olubanzi lwezixhobo eziphononongiweyo kwaye zilawula uhlalo-lwabiwo mali lwamathala eencwadi oluntu kunye nawengingqi ukukhetha ezazo izinto zamathala eencwadi. Iingcali zamathala eencwadi ziphonononga iincwadi ezingeniswa kanye ngenyanga ukuze ziqwalaselwe ngabathengisi ababhaliswe kwiVenkile yokuHanjiswa kweVenkile zaseNtshona Koloni kunye nakuVimba weeNkcukacha eziBalulekileyo. Ukuphakanyiswa kweencwadi zezihloko kuyaphononongwa kwakhona, kugubungele izinto kuzo zontathu iilwimi ezisesikweni eNtshona Kapa kubandakanya zonke iintlobo ezivela kubathengisi ukuya kwiintsomi zoncwadi, ezingezizo iintsomi, izikhokelo zokufunda, iincwadi ekubhekiswa kuzo kunye neencwadi zabantwana. Ingxelo egciniweyo kuluhlu lweencwadi yenzelwe into nganye ehlaziyiweyo kwiziko lokugcina le-SLIMS.

Intlanganiso yenyanga yokukhethwa kweencwadi ibanjwa apho iincwadi zabantu abadala kunye nabantwana zithathelwa ingqalelo ngokwahlukeneyo. Ukuphononongwa kwezihloko eziza kuthathelwa ingqalelo ziyafumaneka kwi-intanethi koononcwadi bakarhulumente okungenani kwiiveki ezimbini ngaphambi kwentlanganiso. Iincwadi ezibonakalayo ziyafumaneka kwi-ofisi eyintloko apho oononcwadi banokuzijonga bazenzele ukhetho lwabo. Ithala leencwadi ngalinye kulawulo lweMetropole labelwa imali ngentlanganiso nganye. Oononcwadi abakwiindawo ezisemaphandleni banika amagalelo abo ukulungiselela iintlanganiso zokukhetha iincwadi koononcwadi bengingqi abo ababameleyo kwezi ntlanganiso. Kwisithuba esiphantsi kovavanyo, iincwadi ezingama-4,061 ziye zaqwalaselwa kwaye iintlanganiso zokukhetha iincwadi ezili-12 ziye zabanjwa.

Emva kweentlanganiso zokhetho lweencwadi, inani kunye neenkukacha zokubhalwa kweencwadi zikhangelwe, emva koko iifomu zezicelo ezityikityiweyo zenziwa zafumaneka kwiCandelo leeMbaso ukuze ii-odolo zifakwe kubathengisi.

linkcukacha-manani zokhetho	2017	2018
likopi ezivunyiweyo	27 673	24 289
Izihloko zeencwadi ziqwalaselwe	5 278	4 061
Izixhobo zethala leencwadi ezifunyenweyo	158 137	135 327

### Iinkonzo Zobugcisa

Iinkonzo zobugcisa ziquathe iNkxaso yeNkqubo yeThala leencwadi, ukwenza ikhathalogu kunye neCandelo lamaLungiselelo.

### Inkxaso yenkqubo yeSLIMS

Eyona ndima yeli candelo kukuxhasa iNkonzo yeThala leeNcwadi kunye nabasebenzi bethala leencwadi loluntu nge-SLIMS. Icandelo libonelela ngenkxaso ephambili kumathala eencwadi ngeSLIMS Issue Tracker kunye nokuqhubeka nokusebenza kwe-SLIMS, ukulandela nokuqeqesha ikhathalogu kwi-SLIMS.

### ICandelo leeKhathalogu

Umsebenzi ophambili weCandelo leKhathalogu kukwenza ikhathalogu kwi-intanethi kwi-SLIMS. Kubalulekile ke ngoko ukuba abasebenzi bafake ulwazi ngokuchanekileyo ukuze kuqinisekise ukuthembeka kokugcinwa kolwazi kunye nokubuyiswa ngempumelelo kolwazi ngabasebenzisi bethala leencwadi. Ikhathalogu yantlandlolo yeencwadi eziyinyani zenziwa njengoko kuyinkqubo ekhawulezayo ukufaka izihloko zeentsomi kwi-SLIMS kunokukhuphelwa kwi-WorldCat. Ikopi yekhathalogu yezihloko eziyintsomi zenziwa kwiWorldCat. Abenzi bekhathalogu bakwanceda ngoqeqesho lweekhathalogu kunye nemibuzo ngokubanzi.

Apha ngezantsi kukho inani lezinto ezifakwe kwikhathalogu kule minyaka mihlanu idlulileyo yekhalenda:

Into	2014	2015	2016	2017	2018
Iincwadi	7 040	5 999	6 048	5 675	5325
IiCD	0	86	71	111	16
Iincwadi ezivakalayo	0	0	1	0	0
IiDVD	0	75	38	194	263
<b>Iyonke</b>	<b>7 040</b>	<b>6 161</b>	<b>6 158</b>	<b>5980</b>	<b>5604</b>

### Amalungiselelo

Eyona njongo iphambili yeCandelo lamalungiselelo kukufumana, ukuhambisa nokuthumela izinto zethala leencwadi elitsha. Izinto ezenziwayo zivela ekufumaneni kokuqala kwezinto ezintsha zethala leencwadi ukuya kuthunyelwe lokugqibela lwemithwalo yeveki ukuya kumathala eencwadi ali-15 kwiCandelo lereferensi ephakathi (SN) kwiNtshona Koloni.

Apha ngezantsi kukho inani lezinto zethala leencwadi (iincwadi kunye nezinto ezibonakalayo) ezenziweyo kule minyaka mihlanu idlulileyo.

	2014	2015	2016	2017	2018
Izinto ezenziweyo	246 527	312 169	279 110	226 183	177 324



## Iinkonzo zoLwazi

Eyona njongo iphambili kunye neenjongo zeeNkonzo zoLwazi kukubonelela ngenkxaso kumacandelo angaphakathi, amathala eencwadi emimandla kunye namathala eencwadi oluntu. Iinkonzo zoLwazi zinamacandelo amathathu, oko kukuthi, uPhando, iSalathiso esiPhakathi (i-SN), kunye noPapasho kunye nokuPhakanyiswa.

### ICandelo leZalathiso eliPhakathi (SN)

ICandelo leZalathiso eliPhakathi, elibizwa ngcono njenge-SN, linengqokelela ezintlanu, oko kukuthi ireferensi, ifilimu, ubugcisa, umculo kunye nokubonwayo. Umsebenzi weli candelo kukubonelela ngolwazi olukhethekileyo kunye ngenkqubo yolwazi evela kwinqokelela esembindini enezinto ezingama-89,898 zamathala eencwadi, kusetyenziswa amathala eencwadi ali-15 kumathala eencwadi oluntu angama-375 eNtshona Koloni. Oku kubandakanya ukulawulwa kwengcaciso kunye nokufumana izicelo kwimpahla ezikweli candelo nakwamanye amaziko ngenkqubo ye-SABINET. Omnye umsebenzi ophambili kukujongana nemibuzo elungele ukurekhoda, ikakhulu iiprojekthi zesikolo, kunye nokubonelela ngezinto zokufunda kunye nezixhobo zokumamela ezinjengeevidiyo, iifilimu, iiDVD, iCD kunye nezifundo zolwimi.

Umqaqo-nkqubo wokwakha impahla kweli candelo usekwe ekuboneleleni ngezixhobo ezinolwazi olukhethekileyo.

### Ukujikeleziswa kunye nenani lilonke lempahla (ngo-2017/18)

	Ukuji-keleza 2017	Ukuji-keleza 2018	Impahla iyonke 2017	Impahla iyonke 2018
Isalathiso esiPhakathi	1 314	1066	62 248	63 950
Ingqokelela yabaphulaphuli (iiCDs, iiDVD, iiAudiobooks, iiMovie neeVidiyo)	681	645	12 039	14 670
Ingqokelela yomculo	299	108	7 507	6 474
Ingqokelela yobugcisa	138	27	4 725	4 725
Uludwe lwezifundo zolwimi				79
<b>Iyonke</b>	<b>2 432</b>	<b>1 846</b>	<b>86 519</b>	<b>89 898</b>

### Icandelo loPapasho kunye neNkuthazo

Eyona njongo iphambili kunye neenjongo zeCandelo loPapasho kunye nokuKhuthaza kukukhuthaza ukusetyenziswa kwamathala eencwadi oluntu kunye neenkonzo zabo eNtshona Koloni. Ukongeza, eli candelo likwanoxanduva lokukhuthaza ukusetyenziswa kwethala leencwadi kunye nokwenza inkcubeko yokufunda ngokubonelela ngezinto zentengiso kumathala eencwadi kawonkewonke nangokubonisa imicimbi efana neVeki yeThala lencwadi, iVeki yeNcwadi yeSizwe kunye nezinye iiprojekthi.

### Uhlahlo-lwabiwo mali (ngo-2016/17 – 2018/19)

2016/17	R935 000	2017/18	R887 320	2018/19	R975 000
---------	----------	---------	----------	---------	----------

## ICape Librarian

Imicimbi emithandathu yeCape Librarian yaveliswa kunyakamali wama-2018/19.



### Isicwangciso sonyaka wama-2019

Isicwangciso sonyaka sowama-2019 saye saveliswa saza sanikezelwa kuwo onke amathala eencwadi oluntu eNtshona Koloni kunye nabathathi-nxaxheba kwindalo ye-LIS.

### IProjekthi yokuQalisa ngembali yomlomo

Ukukhutshwa kweprojekthi yokuQalisa kwezeMbali yomlomo yowama-2018 kwakhona kube yimpumelelo kakhulu. Eli nyathelo liyinxalenye yombono woMphathiswa weMicimbi



yeNkcubeko neMidlalo ukugcina amabali angabhalwanga namava abantu kunye noluntu kwiphondo ngokubamba nokubhala amabali nokwenza ukuba zifumaneke kuluntu olubanzi, ngalo ndlela negalelo kubandakanywa lwezentslalo.

Iprojekthi zokuqala zembali yomlomo eziphumeleleyo zasungulwa kwezi ndawo zilandelayo ngowama-2018:

E-Elim	Tshazimpunzi
E-Worcester	EyeDwarha
E-Wuppertal	EyeNkanga
E-Mossel Bay	EyoMnga

### Iveki yeThala leeNcwadi yowama-2019

Iveki yeThala leeNcwadi loMzantsi Afrika ibhiyozelelwa kuzwelonke ukusuka ngowe-18 ukuya kowama-24 kweyoKwindla 2019 phantsi komxholo othi sebenzisana kwithala leencwadi lakho. Kulo nyaka ukubengezwa kweveki yeThala leeNcwadi yeSizwe loMzantsi Afrika kubanjelwe eCaledon, eRiviersonderend naseTesselaarsdal. Umhla wokuphehlelelwa ngokusesikweni ibingomhla we-18 kweyoKwindla ngowama-2019. Ukuphehlelelwa kwamkelwe nguMphathiswa wezeMicimbi yeNkcubeko neMidlalo, u-Anroux Marais kunye no-Sodolophu woMasipala wase Theewaterskloof, uChristelle Vosloo. Kule veiki, iindwendwe bezizonwabisa ngemidlalo yebhodi, imidlalo yethala leencwadi, imiboniso yoonopopi, imiboniso bhanyabhanya eyi-16mm kunye nokupeyinta kobuso. Bangaphezu kwama-500 abantwana kunye neendwendwe ezalupheleleyo ezivela kumakhaya abadala ababekhona kulo msitho.

### Iveki yeNcwadi yeSizwe yowama-2018

Iveki yeNcwadi yeSizwe ibhiyozelelwe ukusuka ngowe-3 ukuya kowe-5 kweyoMsintsi 2018 ngomxholo othi #Amabali ethu. INkonzo yeThala leeNcwadi, ibambisene neBhunga loPhuhliso lweNcwadi zoMzantsi Afrika kunye noMasipala waseWitzenberg, yaqhuba ngempumelelo iVeki yeNcwadi yeSizwe e-Op die Berg, eBella Vista, nakwiihlolo zoluntu zaseNduli. Umsitho wapapashwa ngowe-3 kweyoMsintsi 2018 ngu-Anroux Marais. Inkqubo yokuqalisa ibandakanya ukuhanjiswa kweMbali yoMlomo nguDawid Slinger kunye nomculo werap nomdaniso nguHeal the Hood. UMphathiswa u-Anroux Marais ufundele abantwana incwadi. Abafundi babe nomtsalane ngokubonakala kwe-mascot yeNkonzo yeThala leeNcwadi, i-Bhuki, kunye nemascot yeVeki yeNcwadi yeSizwe, u-Bala Bala. Iinkqubo eziboniswe ngexesha leentsuku ezintathu zibandakanye: imidlalo yamathala eencwadi okudlala, amakhadi omdlalo wamazwi, ukubaliswa kwamabali, lexesha lomsebenzi wobugcisa, imiboniso bhanyabhanya, umzobo wobuso kunye neendibano zocweyo zabafundi.

### Icandelo loPhando

Icandelo loPhando leNkonzo yeThala leeNcwadi lenza uphando ngemicimbi yethala leencwadi ebhekiselele kumathala eencwadi kawonkewonke kunye nabanye abathathi-nxaxheba kwithala leencwadi kunye nengcaciso yobunzululwazi. Ikwasebenza kwaye yenza ukuba kufumaneke ulwazi lolawulo kwaye iqokelele izibalo zonyaka zazo onke amathala eencwadi angama-375 ahlangeneyo.

### Ufundo lugqityiwe

Esi sifundo silandelayo sigqityiwe kunyaka ophantsi kovavanyo:

#### Iinkonzo zamathala eencwadi apha eMzantsi Afrika: Uhlalutyo lokuthelekisa abasebenzi

*Iinjongo zolu phononongo yayikukufumana iinkcukacha zabo bonke abasebenzi bephondo kwiinkonzo zamathala eencwadi ezilithoba apha eMzantsi Afrika kunye nokuthelekisa ukuncoma abasebenzi besebenzisa izalathi ezifana neprofayili yabasebenzi, imeko yengqesho, isini, amaqela ebudala, amaqela abantu, iziqinisekiso kunye namanqanaba abasebenzi. Ukongeza, uphononongo luye lwafumana iinkcukacha yenani lamathala eencwadi oluntu kwiphondo ngalinye, ubulungu bethala leencwadi, ukujikeleza konyaka kunye nenani lilonke leempahla. Iinkonzo ezilithoba zamathala eencwadi eMzantsi Afrika zibandakanya iNtshona Koloni, iGauteng, iFree State, iMpumalanga, uMntla-Ntshona, Mntla Koloni, Mpuma Koloni, KwaZulu-Natali kunye neLimpopo.*

*Olu phando lutyhila ukuba kukho malunga ne-1,809 lamathala eencwadi oluntu apha eMzantsi Afrika nabasebenzi bephondo abali-1,660 (ngaphandle kwezikhundla ezingenabantu); ubulungu bethala leencwadi loluntu eliqikelelwa kwizi-3,229,658; Ukujikeleza konyaka, malunga ne-37,467,016 kunye noqikelelo lwempahla iyonke ezizi-21,953,735 nenani labantu base Mzantsi-Afrika abangama-57,725,600.*

*Kukho malunga nesihloko semisebenzi esimalunga nama-67 ukusukela kumlawuli/umphathi omkhulu ukuya kubasebenzi ngokubanzi, umcoci, i-EPWP kunye ne-intern. Ukwanda kwepesenti yamanqanaba ahlukileyo abasebenzi ngolu hlobo lulandelayo: ulawulo (5%); oonolayibrari (28%); abasebenzi bezolawulo (6%); abalawuli benethiwekhi/benkqubo (2%); abancedisi bamathala eencwadi (32%); abasebenzi ngokubanzi (22%) kunye nee-EPWP kunye nabasebenzi abasafundayo (5%).*

*Iinkcukacha zafunyanwa kusetyenziswa iphepha lemibuzo elilungelelanisiweyo elathunyelwa kuzo zonke iinkonzo zamathala eencwadi eMzantsi Afrika kwaye izinga lokuphendula lalili-100%. Nangona kunjalo, ezinye iinkonzo zamathala eencwadi ephondo bezingangenisanga zonke iinkcukacha kwizigaba ezahlukeneyo. Olu phando lugqityiwe ngaphezulu kweenyanga ezintandathu kwaye iinkcukacha ezifunyenwe ngeli xesha zinokuthi ziguquke kancinci njengoko kwakuqeshwa abasebenzi abatsha kwaye abanye barhoxa. Nangona kunjalo, olu phononongo lokuthelekisa lujolise ekunikezeleni ngohlalutyo lobume bemeko yezikhundla zabasebenzi bephondo kuzo zonke iinkonzo zamathala eencwadi kwiphondo laseMzantsi Afrika.*

## Inkxaso yoLawulo lweThala leeNcwadi

Icandelo leNkxaso yeThala leencwadi lasekwa ngeyoMqungu ngowama-2016 ukuze kulawulwe kwaye kulungelelaniswe iinkqubo zenkxaso kwezemali ngokubanzi kwicandelo. Eli candelo libonelela ngesikhokelo neengcebiso kuluntu, ezezimali kunye nezinye izibonelelo kunye nempahla kwicandelo.

Ngokumalunga nemicimbi yabasebenzi, eli candelo lixhasa abasebenzi kuyo yonke imibuzo yezabasebenzi, lilungelelanise iinkqubo zovavanyo lwentsebenzo kwiNkonzo yeThala leeNcwadi kunye nezicwangciso zokugaya abasebenzi kunye nezesithuba somsebenzi. Ikwaxhibelelanisa uphuhliso lwezakhono zomsebenzi.

Ulawulo lwezemali lwenziwa ngokulungelelanisa uhlahlo-lwabiwo mali lonyaka lweencwadi ngokubeka esweni ukuhamba kwemali kunye neendlela zenkcitho ukuze kuqinisekiswa ukuphela kakuhle konyaka-mali. Oku kubandakanya ukubonelela ngamagalelo okucwangciswa kwesicwangciso secandelo kumaqonga ahlukeneyo kunye nokubonelela ngolwazi lwezemali lweengxelo zekota nengxelo nezonyaka.

Omnye umsebenzi weli candelo lulawulo lwempahla. Ngokubeka iliso ekuthengweni kweempahla neenkonzo (kubandakanya nezinto zethala leencwadi) kunye nokuhlulwa rhoqo kwezinto ezithengiweyo namaxabiso azo, ulawulo lwempahla ezifanelekileyo zecandelo luyaqinisekiswa. Ukuhlolwa nokwakhiwa kwezithuthi kwii-ofisi zommandla kwenziwa rhoqo ukuqinisekisa ukuba zonke iziphene, umngcipheko kunye nezisongelo zichongiwe kwaye ziyaxelwa.

Kwiofisi eyintloko icandelo libeka esweni ukusetyenziswa okusemthethweni kwezithuthi zikarhulumente ezabelwe icandelo lolawulo kwaye zigcinwe kwizakhiwo zalo.

Okokugqibela, eli candelo linoxanduva lokulawula iinkqubo zempilo nokhuseleko emsebenzini.

Ukonyuka okuthe gabalala kokufumana kwabaxhamli kwi-EPWP kubonakalise iprofayili yabasebenzi beNkonzo yamaThala eeNcwadi ngexesha lowama-2018 kunye nokonyuka kwamanani kolu didi kubuyekezwe ukuncipha kwabasebenzi abasisigxina kunye nabasebenzi abangesosigxina kunye nokuthathwa kwenani labafundi abakwiPAY.

Abasebenzi	2017	2018
Abasisigxina	165	158
Abangesosigxina	1	0
Abafundi abakwinkqubo yokuqhubela phambili umsebenzi wolutsha (PAY)	10	7
Abaxhamli kwiNkqubo eyandisiweyo yeMisebenzi yoLuntu (i-EPWP)	49	55
<b>Iyonke</b>	<b>225</b>	<b>220</b>


## ICandelo loBhaliso

ICandelo loBhaliso linoxanduva lokugcina zonke iirekhodi kunye nokulawulwa kwazo zonke iifayile kunye namaxwebhu eNkonzo yeThala leencwadi. Eli candelo kufuneka liqinisekise ukuba zonke iinkqubo, imithetho kunye nemimiselo kwakunye nomthetho ophathelene nokulawulwa kweerekhodi ziyalandelwa.

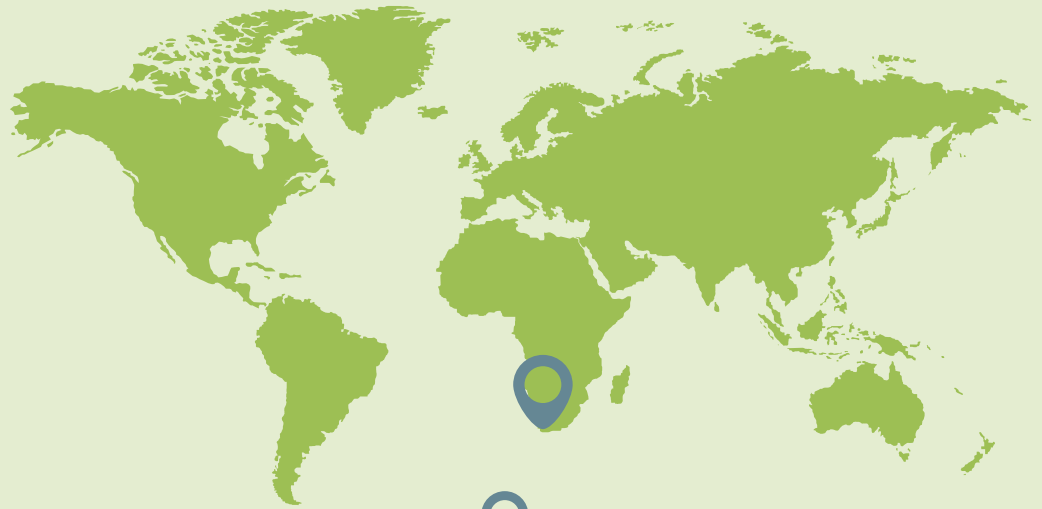
## USHWANKATHELO LWEENKCUKACHA-MANANI

	2017	2018
Inani labemi beNtshona Koloni	6 279 733	6 844 272
Amathala eencwadi oluntu eNtshona Koloni	373	375
Abasebenzisi ababhalisiweyo bamathala eencwadi oluntu	811 227	843 876
Inani lezinto zethala leencwadi ezijikeleziweyo	16 264 080	14 349 589
Ukujikeleza kwempahla emamelwayo nebonwayo	637 573	504 431
Izinto zethala leencwadi kwimpahla zephondo	6 228 856	6 012 420
Utyelelo kumathala eencwadi ngabasebenzi bephondo	1 536	1 503
Izinto zethala leencwadi ezintsha zenziwe	226 183	177 324
Iinkqubo zoqeqesho kumathala eencwadi oluntu	31	33
Ukubhalisela amaxesha ngamaxesha	3 236	2 626
Oomasipala abasetyenziweyo	25	25
Imimandla	15	15
Iiprojekthi zentengiso	12	11
Izinto zethala leencwadi ezifunyenweyo (iincwadi kunye nezokubonwayo)	158 137	135 327

# AMAGQABANTSHINTSHI NGENKONZO YETHALA LEENCWADI YENTSHONA KOLONI 2018/19



Yasekwa ngowe-1955



Owona mnatha mkhulu wethala leencwadi e-Afrika



Amathala eencwadi angama-226 anikezela ukufikelela kwi-intanethi simahla kubasebenzisi bawo

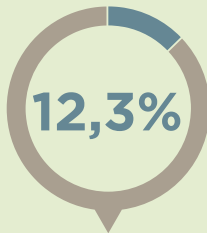


Ithala leencwadi lase **Cape Librarian** lengcali kunye nejenal nobugcisa bolwazi eyaveliswa ukusukela ngowe-1957

**375** Ngama-375 amanqaku eenkonzo afumene inkxaso eqhubekayo



**14,349,589** Izinto zethala leencwadi ezijikelezisiweyo



**2** Iindawo ezi-2 zenkonzo yethala leencwadi ezisekiweyo



Uphando olukhethekileyo kunye nenkxaso yokujonga kumathala eencwadi oluntu


**ABHALISWE ABASEBENZISA ITHALA LEENCWADI!**

**Ngama-843,876 kwayi-6,844,272 abahlali baseNtshona Koloni**

**6 012 420** Izinto ezingama-6,012,420 zethala leencwadi ezikhoyo



**I-R346,402,696** echithwe kubasebenzi bethala leencwadi, uphuculo kunye namaziko amathala eencwadi amatsha



Ukufikelela kwinqokelela enqabileyo yeefilimu ezili-16mm

**2 626** Ama-2,626 amaxesha kunye namaphephandaba abhaliswe egameni lamathala eencwadi asemaphandleni

**135 327** Izinto ezingama-135,327 zethala leencwadi elitsha ezithengiweyo: iincwadi kunye nezixhobo zokumamela

# REGIONAL CIRCULATION AND MEMBERSHIP COMPARISONS 2017/18

LIBRARY	Total Library	Total book circulation	MEMBERSHIP				BOOK CIRCULATION								TOTAL	Gate counts	AUDIOVISUAL					Circulation of ICT computers	
			Adults	Children	ICT only	Total	ADULTS				CHILDREN						CDs	Videos	DVDs	Audiobooks	Cassettes		
							Afrikaans	English	isiXhosa	Non-fiction	Afrikaans	English	isiXhosa	Non-fiction									Periodicals
<b>Cape Winelands and Overberg</b>																							
Hermanus	24	803 837	19 044	5 988	2 175	27 217	314 178	206 611	1 509	60 071	86 477	52 808	1 617	16 191	33 585	773 047	173 597	1 920	44	5 240	114	56	13 827
Swellendam	24	665 465	28 893	13 415	659	42 967	295 034	101 644	567	40 131	146 303	45 408	1 655	18 879	24 848	674 469	695 123	1 238	46	4 808	8	-	49 457
Worcester	31	587 476	35 046	27 217	3 618	65 881	304 579	52 862	4 819	27 385	147 926	52 115	4 177	22 616	11 361	627 840	762 873	251	-	1 651	-	2	26 024
<b>Total</b>	<b>86</b>	<b>2 056 778</b>	<b>82 983</b>	<b>46 650</b>	<b>6 452</b>	<b>136 065</b>	<b>913 791</b>	<b>36 117</b>	<b>6 895</b>	<b>127 587</b>	<b>380 706</b>	<b>150 331</b>	<b>7 449</b>	<b>57 686</b>	<b>69 794</b>	<b>2 075 356</b>	<b>1 631 593</b>	<b>3 409</b>	<b>90</b>	<b>11 699</b>	<b>122</b>	<b>58</b>	<b>89 308</b>
<b>Eden and Central Karoo</b>																							
Beaufort West	14	226 109	7 293	5 452	328	13 073	88 101	20 706	168	12 666	40 232	11 288	1 015	4 101	9 198	187 475	249 956	154	106	1 344	2	-	12 339
George	28	737 893	53 962	31 971	4 723	90 656	254 993	184 539	1 275	62 193	90 193	73 652	7 202	18 861	23 582	716 490	768 730	1 944	97	5 710	71	-	61 727
Mossel Bay	29	793 046	32 407	10 732	2 247	45 386	365 836	125 263	185	43 545	114 015	42 038	1 039	15 987	33 850	741 758	617 893	569	85	3 319	16	286	32 984
Oudtshoorn	14	350 783	11 770	7 234	164	19 168	158 295	43 714	117	19 030	59 749	20 170	1 262	7 229	9 741	318 307	279 541	180	-	976	67	-	20 198
<b>Total</b>	<b>85</b>	<b>2 107 831</b>	<b>105 432</b>	<b>55 389</b>	<b>7 462</b>	<b>168 283</b>	<b>867 225</b>	<b>374 222</b>	<b>1 745</b>	<b>137 434</b>	<b>304 189</b>	<b>147 148</b>	<b>10 518</b>	<b>46 178</b>	<b>76 371</b>	<b>1 965 030</b>	<b>1 916 120</b>	<b>2 847</b>	<b>288</b>	<b>11 349</b>	<b>156</b>	<b>286</b>	<b>127 248</b>
<b>Metropole</b>																							
Blaauwberg	8	815 516	19 448	7 318	-	26 766	130 978	245 421	463	79 814	56 564	165 381	539	24 541	15 633	719 334	657 379	1 860	293	23 800	1 154	126	-
Cape Town	33	2 020 481	71 720	30 258	-	101 978	112 689	635 556	5 967	229 934	71 281	556 861	15 188	79 651	52 613	1 759 740	3 604 437	16 313	2 034	99 812	7 460	506	-
False Bay	16	2 296 164	44 554	17 436	-	61 990	657 587	513 026	1 232	176 004	257 788	319 850	6 392	84 652	34 468	2 050 999	2 211 530	7 736	317	58 543	5 488	281	-
Southern	22	1 496 355	40 681	21 882	-	62 563	69 983	477 704	1 202	154 926	53 644	461 154	1 919	70 048	34 234	1 324 714	1 508 264	14 896	2 216	96 033	6 683	204	-
Tygerberg	30	2 494 905	71 852	27 348	-	99 200	528 094	593 627	5 822	220 796	254 926	465 240	17 877	104 162	52 943	2 243 487	3 503 821	10 013	1 131	77 840	4 602	59	-
<b>Total</b>	<b>109</b>	<b>9 123 421</b>	<b>248 255</b>	<b>104 242</b>	<b>-</b>	<b>352 497</b>	<b>1 499 331</b>	<b>2 465 334</b>	<b>14 686</b>	<b>861 474</b>	<b>694 203</b>	<b>1 968 486</b>	<b>41 815</b>	<b>363 054</b>	<b>189 891</b>	<b>8 098 274</b>	<b>11 485 431</b>	<b>50 818</b>	<b>5 991</b>	<b>356 028</b>	<b>25 387</b>	<b>1 176</b>	<b>-</b>
<b>West Coast</b>																							
Saldanha	34	1 006 705	27 320	17 149	2 822	47 291	497 286	120 314	388	48 955	159 991	62 424	1 941	47 077	34 707	973 083	1 194 034	3 231	37	3 968	-	-	84 303
Stellenbosch	38	1 030 547	78 435	47 667	2 222	128 324	340 012	137 851	5 606	70 921	212 920	103 852	6 370	34 428	20 205	932 165	1 440 425	1 945	2 254	16 632	44	5 723	56 484
Vanrhynsdorp	23	312 089	6 708	4 244	464	11 416	174 043	19 361	114	11 814	67 024	16 729	271	6 394	9 931	305 681	295 293	137	-	727	-	29	5 496
<b>Total</b>	<b>95</b>	<b>2 349 341</b>	<b>112 463</b>	<b>69 060</b>	<b>5 088</b>	<b>187 031</b>	<b>1 011 341</b>	<b>277 526</b>	<b>6 108</b>	<b>131 690</b>	<b>439 935</b>	<b>183 005</b>	<b>8 582</b>	<b>87 699</b>	<b>64 843</b>	<b>2 210 929</b>	<b>2 929 752</b>	<b>5 313</b>	<b>2 291</b>	<b>21 327</b>	<b>44</b>	<b>5 752</b>	<b>146 283</b>
<b>Grand total</b>	<b>375</b>	<b>15 637 371</b>	<b>549 133</b>	<b>275 321</b>	<b>19 422</b>	<b>843 876</b>	<b>4 291 688</b>	<b>3 478 199</b>	<b>29 434</b>	<b>1 258 185</b>	<b>1 819 033</b>	<b>2 448 970</b>	<b>68 364</b>	<b>554 817</b>	<b>400 899</b>	<b>14 349 889</b>	<b>17 962 896</b>	<b>62 387</b>	<b>8 660</b>	<b>400 403</b>	<b>25 709</b>	<b>7 272</b>	<b>362 839</b>

# 1. BEAUFORT WEST

LIBRARY		2018 MEMBERSHIP				2018 BOOK CIRCULATION								2018 CIRCULATION OF AUDIOVISUAL MATERIAL					Circulation of ICT Computers			
		Adults	Children	ICT only	Total	Afrikaans	English	isiXhosa	Non-fiction	Afrikaans	English	isiXhosa	Non-fiction	Periodicals	TOTAL	Gate counts	CDs	Videos		DVDs	Audiobooks	Cassettes
		CONTROL AREA: EDEN AND CENTRAL KAROO													PERIOD: JANUARY TO DECEMBER 2018							
Total book circulation 2017																						
Beaufort West		2 625	1 401	20	4 046	28 740	7 481	17	4 576	7 586	2 789	267	1 244	1 008	53 708	21 939	27	0	394	0	0	5 011
Beaufort West		183	146	200	529	980	440	124	236	541	447	353	45	448	3 614	21 327	4	0	29	0	0	581
KwaMandlenkosi		263	237	1	501	2 731	587	0	125	483	63	0	64	298	4 351	16 566	7	0	32	0	0	747
Merweville		614	686	2	1 302	15 744	2 174	7	1 032	5 460	1 767	145	468	484	27 281	23 761	2	0	195	0	0	58
Mimosa		801	647	0	1 448	5 809	1 426	7	634	2 378	467	207	231	335	11 494	30 196	0	0	0	0	0	0
Murraysburg		125	124	26	275	1 869	24	0	270	1 157	194	8	73	359	3 954	24 273	1	1	67	0	0	1 787
Nelspoort		4 611	3 241	249	8 101	55 873	12 132	155	6 873	17 605	5 727	980	2 125	2 932	104 402	138 062	41	1	717	0	0	8 184
<b>Laingsburg</b>																						
Goldherveille		33	42	0	75	520	11	0	12	269	43	1	9	182	1 047	2 534	0	0	0	0	0	0
Laingsburg		769	557	61	1 387	10 012	925	0	885	5 821	1 314	34	350	1 191	20 532	25 298	5	0	107	0	0	97
Majlisfontein		116	80	0	196	857	34	0	146	1 402	125	0	77	483	3 124	0	0	0	1	0	0	0
Vleiland		41	28	0	69	837	4	0	7	571	11	0	23	279	1 732	0	0	9	0	0	0	
<b>Total</b>		<b>959</b>	<b>707</b>	<b>61</b>	<b>1 727</b>	<b>12 226</b>	<b>974</b>	<b>0</b>	<b>1 050</b>	<b>8 063</b>	<b>1 493</b>	<b>35</b>	<b>459</b>	<b>2 135</b>	<b>26 435</b>	<b>27 832</b>	<b>5</b>	<b>0</b>	<b>117</b>	<b>0</b>	<b>0</b>	<b>97</b>
<b>Prince Albert</b>																						
Klaarstroom		66	88	0	154	884	1	0	75	5 265	174	0	58	205	6 662	26 730	0	0	18	0	0	2 470
Leeu-Gamka		318	399	0	717	2 706	63	0	207	3 318	641	0	88	174	7 197	539	3	0	18	0	0	0
Prince Albert		1 176	842	18	2 036	14 207	7 511	13	4 388	5 269	3 101	0	1 306	3 637	39 412	56 793	105	105	474	2	0	1 588
Prince Albert Thusong		163	175	0	338	2 205	25	0	93	712	152	0	65	115	3 367	0	0	0	0	0	0	0
<b>Total</b>	<b>14</b>	<b>1 723</b>	<b>1 504</b>	<b>18</b>	<b>3 245</b>	<b>20 002</b>	<b>7 600</b>	<b>13</b>	<b>4 743</b>	<b>14 564</b>	<b>4 068</b>	<b>0</b>	<b>1 517</b>	<b>4 131</b>	<b>56 638</b>	<b>84 062</b>	<b>108</b>	<b>105</b>	<b>510</b>	<b>2</b>	<b>0</b>	<b>4 058</b>
Depots		0	0	0	0	0	0	0	0	0	0	0	0	0	0	0	0	0	0	0	0	0
<b>Grand total</b>	<b>14</b>	<b>7 293</b>	<b>5 452</b>	<b>328</b>	<b>13 073</b>	<b>88 101</b>	<b>20 706</b>	<b>168</b>	<b>12 666</b>	<b>40 232</b>	<b>11 288</b>	<b>1 015</b>	<b>4 101</b>	<b>9 198</b>	<b>187 475</b>	<b>249 956</b>	<b>154</b>	<b>106</b>	<b>1 344</b>	<b>2</b>	<b>0</b>	<b>12 339</b>





### 3. CAPE TOWN

LIBRARY	CONTROL AREA: METROPOLE										PERIOD: JANUARY TO DECEMBER 2018											
	2018 MEMBERSHIP				2018 BOOK CIRCULATION						TOTAL	Gate counts	2018 CIRCULATION OF AUDIOVISUAL MATERIAL									
	Adults	Children	ICT only	Total	ADULTS			CHILDREN					CDs	Videos	DVDs	Audiobooks	Cassettes	Circulation of ICT Computers				
					Afrikaans	English	isiXhosa	Non-fiction	Afrikaans	English									isiXhosa	Non-fiction	Periodicals	
Total book circulation 2017	Adults	Children	ICT only	Total	Afrikaans	English	isiXhosa	Non-fiction	Afrikaans	English	isiXhosa	Non-fiction	Periodicals	TOTAL	Gate counts	CDs	Videos	DVDs	Audiobooks	Cassettes	Circulation of ICT Computers	
<b>Cape Town</b>																						
Athlone	134839	3505	1556	0	5061	6919	35530	29	10068	3654	24227	36	3763	1845	86071	175906	812	129	7102	27	19	0
Bridgetown	36372	1012	656	0	1668	2627	10865	1	2952	1324	8787	3	1749	721	29029	53578	223	43	986	13	1	0
Brown's Farm	17761	2235	1098	0	3333	237	2040	1005	2864	606	6375	2976	1013	592	17708	158820	73	8	266	0	1	0
Camps Bay	41992	930	468	0	1398	388	10618	3	3088	2080	20926	133	4747	1329	43292	30727	134	73	3356	50	35	0
Central	20791	12021	1052	0	13073	6140	57583	865	58434	2442	22176	477	4344	4010	156471	522594	7536	85	10253	4689	318	0
Claremont	221004	4540	1648	0	6188	2175	128057	54	19921	4402	75487	285	9224	2454	242059	115483	1182	170	2214	789	23	0
Crossroads	15150	1574	367	0	1941	251	2384	787	4139	221	3799	1047	602	252	13482	137660	18	11	228	0	0	0
Guguletu	9634	1380	447	0	1827	424	1945	486	2374	275	3718	970	782	653	11627	90488	274	3	319	0	4	0
Hanover Park	30717	1402	1039	0	2441	526	9421	0	3496	2611	12485	25	1649	1628	36841	236155	38	12	3981	0	0	0
Heideveld	31575	1514	738	0	2252	4870	9300	9	3018	1831	7673	59	1297	1427	29484	83985	338	63	3096	0	1	0
Kensington	42245	1378	1044	0	2422	2945	12049	13	4124	2775	14610	22	2302	991	39831	61785	131	119	2186	2	1	0
Kloofstraat	25480	895	256	0	1151	1823	10431	1	4172	2046	9839	100	800	1493	30705	28150	125	2	727	11	4	0
Langa	6008	976	713	0	1689	1	976	113	1195	117	1520	358	182	652	5114	15320	61	12	568	13	0	0
Lansdowne	67915	1542	1053	0	2595	1232	10346	4	2981	1746	18295	35	2316	881	37836	35249	96	38	1360	4	0	0
Lentegaur	80280	2677	1993	0	4670	12450	16740	0	5231	5394	25500	20	2162	1963	69260	103708	451	32	3521	0	0	0
Maitland	12237	410	175	0	585	735	3498	2	1770	319	2897	3	730	907	10861	40524	104	17	1670	9	0	0
Manenberg	45612	1511	1002	0	2513	6545	6828	18	2887	3105	9835	26	1697	1004	31945	129633	62	24	2964	1	3	0
Mitchell's Plain Town Centre	101351	4346	2756	0	7102	16858	29438	45	10101	5045	17639	62	3208	2075	84471	134622	819	64	6773	5	12	0
Mowbray	22067	813	161	0	974	693	11684	81	3041	499	3596	73	598	1458	21723	64396	226	24	1470	0	19	0
Nyanga	4928	1059	308	0	1367	3	819	334	1217	141	1479	615	357	411	5376	86684	76	2	334	0	0	0
Observatory	19932	753	221	0	974	305	7268	14	2204	431	5140	162	467	1108	17099	40346	112	30	1093	2	1	0
Philippi East	20111	1991	807	0	2798	113	1771	921	3186	446	6888	2348	1193	430	17296	136450	76	21	363	0	0	0
Pinelands	151722	3281	1218	0	4499	3072	52973	51	12789	5831	55124	126	7825	2142	139933	119597	535	181	5318	640	9	0
Rocklands	50176	1758	1118	0	2876	7759	13349	186	4408	2305	12550	10	1806	2307	44680	101875	104	10	11034	1	2	0
Rondebosch	166373	2784	1023	0	3807	1464	38678	51	14584	4464	61377	329	7457	6385	134789	151014	940	141	3761	1029	13	0
Rylands	105913	2616	1568	0	4184	4297	31883	9	8098	3498	34340	54	4401	1614	88194	103197	142	39	2295	5	8	0
Sea Point	91775	2281	496	0	2777	1874	39507	38	12108	1705	17616	199	1971	3155	78153	115059	241	419	7957	128	8	0

### 3. CAPE TOWN (continued)

LIBRARY		CONTROL AREA: METROPOLE										PERIOD: JANUARY TO DECEMBER 2018									
		2018 MEMBERSHIP				2018 BOOK CIRCULATION						TOTAL	Gate counts	2018 CIRCULATION OF AUDIOVISUAL MATERIAL					Circulation of ICT Computers		
		Adults	Children	ICT only	Total	Afrikaans	English	isiXhosa	Non-fiction	Afrikaans	English			isiXhosa	Non-fiction	Periodicals	CDs	Videos		DVDs	Audiobooks
Strandfontein	1950	1076	0	3026	4761	16338	2	4958	1927	14575	13	2282	1348	233	121	3855	0	11	0		
Tafelberg	1576	1243	0	2819	7858	8075	0	4154	3145	13123	3	1890	2059	165	37	2629	0	0	0		
Vredehoek	772	276	0	1048	914	13285	7	3921	2485	11946	66	1425	1126	287	3	1778	32	10	0		
Weltevreden	2919	797	0	3716	145	2679	831	2263	634	7239	4485	782	619	105	5	752	0	0	0		
Westridge	2556	1516	0	4072	6684	30148	5	7623	3184	20173	48	3673	3079	400	34	3336	10	3	0		
Woodstock	763	369	0	1132	621	9050	2	2585	593	6107	20	957	515	194	62	2257	0	0	0		
<b>Total</b>	<b>71720</b>	<b>30258</b>	<b>0</b>	<b>101978</b>	<b>112689</b>	<b>635556</b>	<b>5967</b>	<b>229934</b>	<b>71281</b>	<b>556861</b>	<b>15188</b>	<b>79651</b>	<b>52613</b>	<b>16313</b>	<b>2034</b>	<b>99812</b>	<b>7460</b>	<b>506</b>	<b>0</b>		
Depots	0	0	0	0	0	0	0	0	0	0	0	0	0	0	0	0	0	0	0	0	
<b>Grand total</b>	<b>71720</b>	<b>30258</b>	<b>0</b>	<b>101978</b>	<b>112689</b>	<b>635556</b>	<b>5967</b>	<b>229934</b>	<b>71281</b>	<b>556861</b>	<b>15188</b>	<b>79651</b>	<b>52613</b>	<b>16313</b>	<b>2034</b>	<b>99812</b>	<b>7460</b>	<b>506</b>	<b>0</b>		

## 4. FALSE BAY

LIBRARY		CONTROL AREA: METROPOLE										PERIOD: JANUARY TO DECEMBER 2018										
		2018 MEMBERSHIP				2018 BOOK CIRCULATION						TOTAL	Gate counts	2018 CIRCULATION OF AUDIOVISUAL MATERIAL								
		Adults	Children	ICT only	Total	Afrikaans	English	isiXhosa	Non-fiction	Afrikaans	English			isiXhosa	Non-fiction	Periodicals	CDs	Videos	DVDs	Audiobooks	Cassettes	Circulation of ICT Computers
<b>False Bay</b>																						
Brackenfell	595532	7762	2256	0	10018	226378	146110	37	44733	77303	66141	217	20070	9424	590413	255152	1444	17	11739	927	112	0
Eerste River	101673	2661	1699	0	4360	16337	6431	61	6305	718	13293	876	4956	634	56011	131684	132	1	948	9	0	0
Elkental	30879	2178	770	0	2948	23848	11157	526	6445	6020	10028	1978	3800	747	64519	75562	308	57	1722	4	0	0
Gordons Bay	104616	1723	396	0	2119	24584	32793	8	6727	8820	13157	7	3211	1413	90720	47194	169	4	2617	8	10	0
Hector Peterson (Lwandle)	20235	1536	1134	0	2670	234	822	235	2677	326	2465	2076	505	188	9528	129198	68	1	506	0	0	0
Kraaifontein	202345	3582	1054	0	4636	49016	30335	12	7807	12474	16295	26	3397	2449	121811	89202	404	59	3744	0	8	0
Kullis River	178908	4287	1661	0	5948	53311	40728	36	10389	17835	35480	70	5652	1928	165429	150634	681	6	2915	9	13	0
Macassar	53842	1518	945	0	2463	18431	4134	17	3073	6186	5208	36	2425	1189	40699	148587	69	6	3115	0	0	0
Melton Rose	86339	2135	1311	0	3446	3171	11790	29	5635	9351	14963	199	1834	1537	76509	118797	40	9	846	0	0	0
P.D. Paulse	43901	1692	1065	0	2757	8631	4960	6	1274	1692	4586	19	621	942	22731	91632	49	5	890	0	0	0
Scottsdale	35458	1213	619	0	1832	8972	2931	27	1968	4291	4427	99	882	449	24046	82338	106	0	1542	0	7	0
Sir Lowry's Pass	17572	478	357	0	835	6462	1313	69	1128	3631	2011	107	404	1400	16525	96000	119	11	1462	3	0	0
Somerset West	467739	7894	2290	0	10184	66153	142631	113	50788	60862	97502	576	24075	6489	449189	271525	3390	58	11930	4375	102	0
Strand	309981	4445	987	0	5432	107154	67769	34	23282	36186	27124	33	10630	4602	276714	145517	632	42	13190	153	28	0
Sulder Strand	44999	1285	745	0	2030	16324	8819	22	3552	5383	6807	73	1478	1077	43335	378508	125	41	1377	0	1	0
<b>Total</b>	<b>2294019</b>	<b>44389</b>	<b>17289</b>	<b>0</b>	<b>61678</b>	<b>657006</b>	<b>512723</b>	<b>1232</b>	<b>175753</b>	<b>257478</b>	<b>319487</b>	<b>6392</b>	<b>83840</b>	<b>34468</b>	<b>2048379</b>	<b>2211530</b>	<b>7736</b>	<b>317</b>	<b>58543</b>	<b>5488</b>	<b>281</b>	<b>0</b>
Jan Kriel	2145	165	147	0	312	981	303	0	251	310	363	0	812	0	2620	0	0	0	0	0	0	0
Depots	1	165	147	0	312	581	303	0	251	310	363	0	812	0	2620	0	0	0	0	0	0	0
<b>Grand total</b>	<b>2296164</b>	<b>44554</b>	<b>17436</b>	<b>0</b>	<b>61990</b>	<b>657887</b>	<b>513026</b>	<b>1232</b>	<b>176004</b>	<b>257788</b>	<b>318850</b>	<b>6392</b>	<b>84652</b>	<b>34468</b>	<b>2050999</b>	<b>2211530</b>	<b>7736</b>	<b>317</b>	<b>58543</b>	<b>5488</b>	<b>281</b>	<b>0</b>

# 5. GEORGE

LIBRARY		CONTROL AREA: EDEN AND CENTRAL KAROO										PERIOD: JANUARY TO DECEMBER 2018														
		2018 MEMBERSHIP				2018 BOOK CIRCULATION						CHILDREN					ADULTS					2018 CIRCULATION OF AUDIOVISUAL MATERIAL				
		Total book circulation 2017	Adults	Children	ICT only	Total	Afrikaans	English	isiXhosa	Non-fiction	Afrikaans	English	isiXhosa	Non-fiction	Periodicals	TOTAL	Gate counts	CDs	Videos	DVDs	Audiobooks	Cassettes	Circulation of ICT Computers			
<b>George</b>																										
Blanco	19450	636	779	135	1550	10000	887	0	581	3856	870	1	217	1005	17417	32296	2	0	158	0	0	0	1800			
Conville	13803	1601	2545	35	4181	23012	1408	20	1698	8543	2774	116	692	431	38694	29233	48	0	233	0	0	0	3981			
George	299570	28140	7511	455	36106	97616	73279	73	27025	24970	27305	83	8201	9449	268001	125023	1161	0	934	55	0	0	12292			
Pacaltsdorp	27669	827	1379	10	2216	11613	1546	0	708	3440	1673	4	522	644	20150	51984	7	0	25	0	0	0	2585			
Thembaletu	5262	730	1634	121	2485	467	399	176	518	674	1915	1766	341	107	6363	36506	0	0	32	0	0	0	1957			
Touwsranteen	6960	738	868	0	1606	3087	517	0	271	2588	933	5	78	92	7571	8036	3	0	13	0	0	0	150			
Waboomskraal	2544	90	165	1	256	455	2	0	34	1460	339	0	21	65	2376	12335	0	0	6	0	0	0	151			
<b>Total</b>	<b>375258</b>	<b>32762</b>	<b>14881</b>	<b>757</b>	<b>48400</b>	<b>146250</b>	<b>78038</b>	<b>269</b>	<b>30835</b>	<b>45531</b>	<b>35809</b>	<b>1975</b>	<b>10072</b>	<b>11793</b>	<b>360572</b>	<b>295013</b>	<b>1221</b>	<b>0</b>	<b>1401</b>	<b>55</b>	<b>0</b>	<b>0</b>	<b>22916</b>			
<b>Knysna</b>																										
Brackenhill	2997	109	73	0	182	2515	83	0	54	2080	111	0	5	0	4848	0	0	0	0	0	0	0	0			
Fairview	814	54	96	0	150	62	0	0	28	209	53	3	46	0	401	0	0	0	0	0	0	0	0			
Homlee	27509	2144	1935	3	4082	19601	1293	0	869	5162	1454	1	484	376	29240	29465	0	0	60	0	0	0	1567			
Karatare	5666	257	96	0	353	3547	194	0	318	489	65	0	119	969	5701	20476	1	6	44	0	0	0	530			
Khayalethu	8303	937	1749	85	2771	2446	462	247	834	1220	944	1680	1082	191	9106	0	0	0	35	0	0	0	770			
Knysna	85452	5164	4397	232	9793	18934	29587	21	8690	4786	11038	118	1830	1769	76873	25425	358	3	996	3	0	0	1634			
Leisure Isle	10903	411	66	2	479	530	5595	0	1519	172	988	0	106	442	9352	0	134	0	721	7	0	0	100			
Masifunde	9394	539	1171	0	1710	1502	305	237	665	4108	1603	1371	1269	1232	12292	73052	0	0	4	0	0	0	2840			
Rheemndal	10755	586	799	1353	2738	4884	644	0	457	3842	440	2	54	295	10618	0	0	13	3	0	0	0	519			
Rudolf Baile Memorial	6720	336	996	0	1332	2791	174	37	245	2483	3404	573	53	106	9866	1582	0	0	0	0	0	0	429			
Sedgefield	55364	2333	714	0	3647	12149	26951	0	5387	2576	3403	15	355	2187	53023	46848	110	0	253	0	0	0	1302			
Snrutsville	3591	522	353	0	875	1389	43	12	52	933	228	27	37	15	2736	17062	0	0	3	0	0	0	0			
<b>Total</b>	<b>225468</b>	<b>13992</b>	<b>12445</b>	<b>1675</b>	<b>28112</b>	<b>70350</b>	<b>65331</b>	<b>554</b>	<b>19118</b>	<b>28060</b>	<b>23731</b>	<b>3790</b>	<b>5540</b>	<b>7582</b>	<b>224056</b>	<b>213910</b>	<b>603</b>	<b>22</b>	<b>2119</b>	<b>10</b>	<b>0</b>	<b>0</b>	<b>9691</b>			

## 5. GEORGE (continued)

LIBRARY		CONTROL AREA: EDEN AND CENTRAL KAROO										PERIOD: JANUARY TO DECEMBER 2018										
		2018 MEMBERSHIP				2018 BOOK CIRCULATION						2018 CIRCULATION OF AUDIOVISUAL MATERIAL										
LIBRARY	Total book circulation 2017	Adults	Children	ICT only	Total	ADULTS			CHILDREN			TOTAL	Gate counts	CDs	Videos	DVDs	Audiobooks	Cassettes	Circulation of ICT Computers			
						Afrikaans	English	isiXhosa	Non-fiction	Afrikaans	English									isiXhosa	Non-fiction	Periodicals
<b>Bitou</b>																						
Green Valley	2822	183	365	97	645	1890	203	1	205	2304	533	29	115	141	5421	17494	1	0	637	0	0	2896
Kranshoek	22253	799	1095	111	2005	10541	1933	7	962	4222	1291	30	336	883	20205	23292	79	75	1129	6	0	1503
Kuriland	12650	282	187	276	745	5610	869	192	1314	2700	871	318	102	794	12770	31628	1	0	93	0	0	679
KwaNokuthula	5296	606	653	223	1482	138	337	211	988	523	1141	924	915	67	5254	55407	0	0	1	0	0	2399
New Horizons	15346	1019	755	579	2353	7810	2199	34	713	3662	1552	104	221	160	16455	62846	7	0	45	0	0	15393
Plettenbergbaai	66846	4212	1554	1005	6771	9082	34659	7	6975	2390	8624	32	782	1781	64332	69140	32	0	285	0	0	6244
<b>Total</b>	<b>125213</b>	<b>7101</b>	<b>4609</b>	<b>2281</b>	<b>14001</b>	<b>35071</b>	<b>40200</b>	<b>452</b>	<b>11167</b>	<b>18801</b>	<b>14012</b>	<b>1437</b>	<b>2471</b>	<b>3626</b>	<b>124437</b>	<b>259807</b>	<b>120</b>	<b>75</b>	<b>2190</b>	<b>6</b>	<b>0</b>	<b>29114</b>
Bergplaas	0	11	14	0	25	260	49	0	84	172	50	0	40	54	709	0	0	0	0	0	0	6
Buffelsnek	9896	16	22	0	38	1645	0	0	989	629	50	0	738	327	4378	0	0	0	0	0	0	0
Hoekwil	2058	80	0	0	80	1417	921	0	0	0	0	0	0	0	2338	0	0	0	0	0	0	0
Depots	11954	107	36	0	143	3322	970	0	1073	801	100	0	778	381	7425	0	0	0	0	0	0	6
<b>Grand total</b>	<b>757893</b>	<b>53862</b>	<b>31971</b>	<b>4723</b>	<b>90656</b>	<b>254993</b>	<b>184539</b>	<b>1275</b>	<b>62193</b>	<b>90193</b>	<b>75652</b>	<b>7202</b>	<b>18861</b>	<b>23582</b>	<b>716490</b>	<b>768730</b>	<b>1844</b>	<b>97</b>	<b>5710</b>	<b>71</b>	<b>0</b>	<b>61727</b>

## 6. HERMANUS

LIBRARY		CONTROL AREA: CAPE WINELANDS AND OVERBERG										PERIOD: JANUARY TO DECEMBER 2018										
		2018 MEMBERSHIP				2018 BOOK CIRCULATION						TOTAL	Gate counts	2018 CIRCULATION OF AUDIOVISUAL MATERIAL					Circulation of ICT Computers			
		Adults	Children	ICT only	Total	Afrikaans	English	isiXhosa	Non-fiction	Afrikaans	English			isiXhosa	Non-fiction	Periodicals	CDs	Videos		DVDs	Audiobooks	Cassettes
Overstrand	94871	1709	91	0	1800	55746	19095	39	6197	4843	2341	386	1200	4041	93888	49570	59	0	484	0	16	3702
Gansbaai	24416	795	103	20	918	9274	10115	0	1357	1118	1209	0	414	1417	24904	0	0	0	82	0	0	1055
Hangklip	38323	858	1149	24	2031	7454	770	0	500	4908	1858	0	727	154	16371	13094	0	0	13	0	0	0
Hawston	244996	7522	729	0	8251	55037	103917	0	25407	18250	19017	0	3931	13778	239337	0	1505	12	1483	82	2	0
Hermanus	108272	2045	401	117	2563	45477	37135	18	12715	8144	7361	420	2591	5926	119787	56374	314	0	1496	32	10	770
Kleinmond	36905	363	442	20	825	13574	3495	0	1882	8518	6886	0	2122	299	36776	10324	0	0	0	0	0	0
Mount Pleasant	22553	462	272	734	1468	11138	5082	4	1021	2535	1019	24	286	1092	22201	24160	6	8	35	0	0	0
Stanford	6751	0	0	0	0	19	24	70	63	47	230	442	35	6	936	8830	0	0	0	0	0	0
Zwelithe	4820	67	53	0	120	1371	509	351	250	1474	453	0	119	373	4900	0	0	0	0	0	0	0
Buffelsjags Bay Mini Library	2093	92	21	0	113	525	34	114	18	379	46	101	31	722	1970	0	0	0	0	0	0	0
Elxolweni Mini Library	584000	13913	3261	915	18089	199615	180176	596	49410	50216	46420	1373	11456	27808	561070	162352	1884	20	3593	114	28	5527
<b>Theewaterskloof</b>																						
Bereaville	0	90	56	0	146	440	56	0	13	642	215	0	24	47	1437	96	0	0	0	0	0	0
Caledon	43224	1076	687	136	1899	23032	4719	0	1701	5338	1417	1	447	941	37596	0	0	0	87	0	0	1076
Genadendal	24276	410	463	260	1133	13519	856	0	1047	3315	759	0	570	973	21039	0	5	0	61	0	28	0
Grabouw	24050	645	254	192	1091	15521	2151	8	1165	2902	1332	5	601	270	23955	0	0	0	80	0	0	3069
Greyton	19391	475	229	0	704	5090	5076	0	1689	4304	2749	1	416	1358	20683	0	7	0	0	0	0	0
Oostergloed	6390	110	188	200	498	2950	25	0	146	2766	778	1	147	234	7047	4050	0	0	0	0	0	0
Phreew	17300	373	135	0	508	9014	626	9	436	1974	951	79	163	218	13470	0	0	0	0	0	0	242
Riviersderend	20126	335	209	0	544	10803	2396	0	649	2514	576	0	204	845	17987	7099	0	0	0	0	0	1061
Tesselaarsdal	0	126	97	301	524	4433	661	5	434	5454	813	7	756	94	12657	0	0	0	1392	0	0	1238
Ulkhanyo	20202	262	156	3	421	11707	874	5	694	2766	663	27	291	353	17350	0	0	24	0	0	0	522
Villiersdorp	30338	814	185	168	1167	14622	6897	37	1658	3356	1078	110	517	444	28719	0	24	0	27	0	0	1092
<b>Total</b>	<b>19</b>	<b>205297</b>	<b>4715</b>	<b>2659</b>	<b>1250</b>	<b>111131</b>	<b>24337</b>	<b>64</b>	<b>9632</b>	<b>35331</b>	<b>11331</b>	<b>231</b>	<b>4136</b>	<b>5777</b>	<b>201970</b>	<b>11245</b>	<b>36</b>	<b>24</b>	<b>1647</b>	<b>0</b>	<b>28</b>	<b>8300</b>



## 6. HERMANUS (continued)

LIBRARY		2018 MEMBERSHIP				2018 BOOK CIRCULATION										2018 CIRCULATION OF AUDIOVISUAL MATERIAL					Circulation of ICT Computers		
		Adults	Children	ICT only	Total	Afrikaans	English	isiXhosa	Non-fiction	Afrikaans	English	isiXhosa	Non-fiction	Periodicals	TOTAL	Gate counts	CDs	Videos	DVDs	Audiobooks		Cassettes	
Glen Elgin	2168	55	78	0	133	840	2	0	21	417	93	0	37	0	1410	0	0	0	0	0	0	0	0
Heiderstroom Maksimum	6249	194	0	0	194	1905	1422	683	597	0	0	0	0	0	4607	0	0	0	0	0	0	0	0
Heiderstroom Medium	2492	91	0	0	91	687	650	127	201	72	101	13	18	0	1869	0	0	0	0	0	0	0	0
Henry Fagan	1862	75	0	0	75	0	24	39	210	441	863	0	544	0	2121	0	0	0	0	0	0	0	0
Vyeboom	1769	0	0	0	0	0	0	0	0	0	0	0	0	0	0	0	0	0	0	0	0	0	0
Depots	14540	415	78	0	493	3432	2098	849	1029	930	1057	13	599	0	10007	0	0	0	0	0	0	0	0
Grand total	803837	19044	5998	2175	27217	314178	206611	1509	60071	86477	52808	1617	16191	33585	773047	173597	1920	44	5240	114	56	13827	

CONTROL AREA: METROPOLE

PERIOD: JANUARY TO DECEMBER 2018



## 7. MOSSEL BAY (continued)

LIBRARY		CONTROL AREA: EDEN AND CENTRAL KAROO										PERIOD: JANUARY TO DECEMBER 2018								
		2018 MEMBERSHIP				2018 BOOK CIRCULATION						TOTAL	Gate counts	2018 CIRCULATION OF AUDIOVISUAL MATERIAL				Circulation of ICT Computers		
Total book circulation 2017		Adults	Children	ICT only	Total	Afrikaans	English	isiXhosa	Non-fiction	Afrikaans	English			isiXhosa	Non-fiction	Periodicals	CDs		Videos	DVDs
Mossel Bay	125332	9268	2066	250	11604	58594	29534	28	9041	10917	7917	42	2534	3527	110	0	94	0	0	1726
Sonskyn Vallei	6432	112	135	0	247	389	30	0	21	178	16	0	39	6	0	0	0	0	0	25
Toekoms	813	43	37	0	80	901	0	0	0	250	5	0	0	338	0	0	0	0	0	0
Ruiterbos	1236	20	53	47	120	251	0	0	14	164	20	0	15	7	0	0	0	0	0	144
<b>Total</b>	<b>421566</b>	<b>22117</b>	<b>6151</b>	<b>2016</b>	<b>30284</b>	<b>199764</b>	<b>68893</b>	<b>165</b>	<b>22208</b>	<b>43204</b>	<b>19576</b>	<b>983</b>	<b>7114</b>	<b>17008</b>	<b>292</b>	<b>1</b>	<b>666</b>	<b>0</b>	<b>0</b>	<b>18976</b>
Depots	0	0	0	0	0	0	0	0	0	0	0	0	0	0	0	0	0	0	0	0
<b>Grand total</b>	<b>793046</b>	<b>32407</b>	<b>10752</b>	<b>2247</b>	<b>45386</b>	<b>365836</b>	<b>125263</b>	<b>185</b>	<b>43545</b>	<b>114015</b>	<b>42038</b>	<b>1039</b>	<b>15987</b>	<b>33850</b>	<b>569</b>	<b>85</b>	<b>3319</b>	<b>16</b>	<b>286</b>	<b>32984</b>

## 8. OUDTSHOORN

LIBRARY		CONTROL AREA: EDEN AND CENTRAL KAROO										PERIOD: JANUARY TO DECEMBER 2018										
		2018 MEMBERSHIP				2018 BOOK CIRCULATION						TOTAL	Gate counts	2018 CIRCULATION OF AUDIOVISUAL MATERIAL					Circulation of ICT Computers			
		Adults	Children	ICT only	Total	Afrikaans	English	isiXhosa	Non-fiction	Afrikaans	English			isiXhosa	Non-fiction	Periodicals	CDs	Videos		DVDs	Audiobooks	Cassettes
	Total book circulation 2017	343	110	0	453	5370	1511	0	454	973	225	1	175	77	8786	21407	0	0	0	0	0	232
	Calitzdorp	1836	1024	57	2917	22580	4804	0	2411	6668	2333	0	557	770	40123	18817	34	0	268	8	0	547
	Ladismith	54	18	0	72	487	49	33	91	196	15	0	205	0	1076	0	0	0	0	0	0	2
	Vanwyksdorp	173	103	24	300	7201	200	0	680	4384	831	0	314	822	14432	0	0	100	0	0	0	834
	Zoar	2406	1255	81	3742	35638	6564	33	3636	12221	3404	1	1251	1669	64417	40224	34	0	368	8	0	1615
	<b>Oudtshoorn</b>																					
	Bongolethu	407	184	7	598	6141	373	46	336	2546	1024	664	164	99	11393	40644	0	0	100	0	0	4459
	Bridgton	642	660	0	1322	15354	667	4	702	6666	1787	3	379	95	25547	35713	0	0	0	0	0	2538
	C.J.Langenhoven	6626	3639	0	10265	66342	32412	34	11588	22159	10684	592	3725	5312	152828	80052	138	0	422	58	0	8955
	De Rust	255	100	33	388	4172	1468	0	512	1788	295	0	119	223	8577	7002	0	0	12	0	0	718
	Dysselsdorp	347	421	23	791	8463	307	0	414	5287	993	2	254	405	16125	36495	0	0	26	0	0	995
	Volmeed	42	54	0	96	905	55	0	74	412	128	0	28	37	1639	905	0	0	0	0	0	0
	<b>Total</b>	8319	5078	63	13460	101377	35272	84	13606	38758	14911	1261	4669	6171	216109	200811	138	0	560	58	0	17665
	<b>George</b>																					
	Avontuur	41	61	4	106	1037	40	0	66	1199	248	0	179	491	3260	3788	0	0	0	0	0	178
	Haarlem	316	446	12	774	3763	217	0	176	2888	551	0	189	280	8064	12448	0	0	0	0	0	230
	Noil	142	125	0	267	1842	91	0	709	2593	612	0	783	2	6632	10362	0	0	0	0	0	104
	Uniondale	546	269	4	819	14638	1530	0	837	2090	444	0	158	1128	20825	11908	8	0	48	1	0	406
	<b>Total</b>	1045	901	20	1966	21280	1878	0	1788	8770	1855	0	1309	1901	38781	38506	8	0	48	1	0	918
	Depots	0	0	0	0	0	0	0	0	0	0	0	0	0	0	0	0	0	0	0	0	0
	<b>Grand total</b>	11770	7234	164	19168	158295	43714	117	19030	59749	20170	1262	7229	9741	319307	279541	180	0	976	67	0	20198



## 9. SALDANHA (continued)

LIBRARY		CONTROL AREA: WEST COAST										PERIOD: JANUARY TO DECEMBER 2018										
		2018 MEMBERSHIP				2018 BOOK CIRCULATION						TOTAL	Gate counts	2018 CIRCULATION OF AUDIOVISUAL MATERIAL								
		Adults	Children	ICT only	Total	Afrikaans	English	isiXhosa	Non-fiction	Afrikaans	English			isiXhosa	Non-fiction	Periodicals	CDs	Videos	DVDs	Audiobooks	Cassettes	
Total book circulation 2017																			Circulation of ICT Computers			
<b>Swartland</b>																						
Abbotsdale	18603	414	394	115	923	5812	473	11	455	9987	1882	316	415	484	19835	64739	0	0	16	0	0	769
Chatsworth	8584	217	111	0	328	2342	308	0	469	2030	2128	0	430	837	8544	19304	0	0	69	0	0	4935
Darling	72035	1417	694	3	2114	31832	23654	0	8417	3111	1506	0	1503	4521	74644	33621	311	35	272	0	0	308
Darling-Noord	65236	1137	1751	0	2888	45379	1621	0	2830	10773	3069	0	617	711	65000	200274	753	0	476	0	0	24008
Malmesbury	122451	2906	845	1	3752	57988	18688	1	5482	18986	8980	22	4908	3508	118563	87385	226	0	492	0	0	8773
Moorensburg	84567	1079	390	85	1554	41089	6256	2	5540	7566	2539	18	26065	5963	95038	97229	1484	0	1288	0	0	1843
Riebeeck-Kasteel	16205	537	282	0	819	8245	1328	0	454	1695	734	4	213	496	13169	12249	0	0	17	0	0	312
Riebeeck-Wes	18435	631	655	115	1401	11695	624	2	502	2808	1244	0	657	228	17760	14100	0	0	20	0	0	4579
Westbank	46039	1638	537	0	2175	20301	1674	46	1499	1382	4789	268	765	1501	44655	60849	25	0	242	0	0	3442
Goedgedacht Mini Library	0	0	0	0	0	0	0	0	0	0	0	0	0	0	0	0	0	0	0	0	0	0
<b>Total</b>	<b>33</b>	<b>9976</b>	<b>5659</b>	<b>319</b>	<b>15954</b>	<b>224783</b>	<b>54626</b>	<b>62</b>	<b>25648</b>	<b>70768</b>	<b>26871</b>	<b>628</b>	<b>35573</b>	<b>18249</b>	<b>457208</b>	<b>589750</b>	<b>2799</b>	<b>35</b>	<b>2893</b>	<b>0</b>	<b>0</b>	<b>48969</b>
Langebaanweg		0	241	0	241	565	105	0	177	502	1096	6	165	366	2982	0	0	0	0	0	0	0
Depots	1	0	241	0	241	565	105	0	177	502	1096	6	165	366	2982	0	0	0	0	0	0	0
<b>Grand total</b>	<b>34</b>	<b>27320</b>	<b>17149</b>	<b>2822</b>	<b>47291</b>	<b>497286</b>	<b>120314</b>	<b>388</b>	<b>48955</b>	<b>159991</b>	<b>62424</b>	<b>1941</b>	<b>47077</b>	<b>34707</b>	<b>973083</b>	<b>1194034</b>	<b>3231</b>	<b>37</b>	<b>5968</b>	<b>0</b>	<b>0</b>	<b>84303</b>



# 10. SOUTHERN

LIBRARY		CONTROL AREA: METROPOLE										PERIOD: JANUARY TO DECEMBER 2018											
		2018 MEMBERSHIP				2018 BOOK CIRCULATION						TOTAL	Gate counts	2018 CIRCULATION OF AUDIOVISUAL MATERIAL									
		Adults	Children	ICT only	Total	Afrikaans	English	isiXhosa	Non-fiction	Afrikaans	English			isiXhosa	Non-fiction	Periodicals	CDs	Videos	DVDs	Audiobooks	Cassettes	Circulation of ICT Computers	
	Total book circulation 2017																						
<b>Southern</b>																							
Fish Hoek	331944	6532	1261	0	7793	6397	106080	42	34348	6222	54323	117	9316	4811	221656	152403	2338	6	29247	1139	64	0	
Grassy Park	83154	3004	1321	0	4325	7117	17325	4	5312	2914	15901	30	2867	1403	52873	90265	308	118	2781	13	4	0	
Hangberg	8748	367	329	0	696	2050	1301	0	717	1223	2877	13	303	334	8818	37073	18	0	595	0	0	0	
Hout Bay	78575	2327	523	0	2850	1397	28454	106	813	2160	25150	293	3060	1625	70358	84118	152	503	4151	321	12	0	
Imizamo Yetho	0	0	0	0	0	0	0	0	0	0	0	0	0	0	0	0	0	0	0	0	0	0	
Kommetjie	36484	781	238	0	1019	340	15426	2	5180	667	18364	6	3137	1972	45114	35446	181	0	5619	682	44	0	
Lotus River	28496	1115	958	0	2073	4462	7321	0	1792	1904	8700	42	1284	539	25044	91300	0	2	511	0	0	0	
Maspithumele	6281	583	339	0	922	29	910	223	936	117	2165	470	179	351	5380	155690	88	20	1312	0	0	0	
Meadowridge	249061	3374	1557	0	4931	4959	70047	11	20485	5438	92598	98	11928	3649	209213	132029	566	460	7206	1841	22	0	
Mobile	102222	1210	3278	0	4488	7863	10360	6	1781	8988	61388	195	4868	1325	96774	101470	2	0	0	0	0	0	
Mulzenberg	75522	1750	392	0	2142	2246	32900	36	8041	1523	19447	23	3690	1675	69581	59820	496	527	6287	143	8	0	
Ocean View	41146	1555	1129	0	2884	5746	8423	0	3929	3902	11681	27	1270	736	35714	58813	128	80	4913	0	0	0	
Ottery Reference	15002	603	364	0	967	1465	3904	0	1697	1644	7388	6	970	1868	18942	61767	0	10	3781	0	0	0	
Pelican Park	48083	3739	5365	0	9104	4080	4890	0	4381	4049	11993	0	6149	2235	37777	26068	1893	0	2542	0	0	0	
Plumstead	73550	1561	415	0	1976	1700	29959	7	7076	1057	16202	13	3237	2474	61725	64151	510	92	3436	190	6	0	
Retreat	57213	2116	1464	0	3580	6788	11215	0	4636	3017	15271	16	2950	756	44649	84290	227	10	1837	1	3	0	
Simonstown	31438	1154	122	0	1276	1608	20564	12	7040	843	7484	16	1765	2481	41813	60093	225	124	4537	95	1	0	
Southfield	59197	2302	688	0	2990	4113	33405	643	5845	2082	21742	66	2399	2381	72676	59486	364	54	5291	44	11	0	
Tokai	70244	2661	797	0	3458	3890	39970	10	16746	3277	39289	160	5873	2041	11236	61595	619	2	4059	1328	13	0	
Wynberg	98523	3482	902	0	4384	3688	30839	100	15741	2597	29211	228	4803	1578	88785	101387	6781	208	5959	886	16	0	
<b>Total</b>	<b>1494883</b>	<b>40216</b>	<b>21442</b>	<b>0</b>	<b>61658</b>	<b>69938</b>	<b>472935</b>	<b>1202</b>	<b>153796</b>	<b>53644</b>	<b>461154</b>	<b>1819</b>	<b>70048</b>	<b>34234</b>	<b>1319128</b>	<b>1508264</b>	<b>14896</b>	<b>2216</b>	<b>94064</b>	<b>6683</b>	<b>204</b>	<b>0</b>	
Da Gama Park	0	215	440	0	655	0	0	0	0	0	0	0	0	0	0	0	0	0	0	0	0	0	0
Silvermine Village	1472	250	0	0	250	45	4411	0	1130	0	0	0	0	0	5586	0	0	0	1969	0	0	0	0
Depots	2	1472	465	0	905	45	4411	0	1130	0	0	0	0	0	5586	0	0	0	1969	0	0	0	0
<b>Grand total</b>	<b>22</b>	<b>1496355</b>	<b>40681</b>	<b>21882</b>	<b>0</b>	<b>62563</b>	<b>69983</b>	<b>477704</b>	<b>1202</b>	<b>154926</b>	<b>53644</b>	<b>461154</b>	<b>1819</b>	<b>70048</b>	<b>1342714</b>	<b>1508264</b>	<b>14896</b>	<b>2216</b>	<b>96033</b>	<b>6683</b>	<b>204</b>	<b>0</b>	



# 11. STELLENBOSCH (continued)

LIBRARY		2018 MEMBERSHIP				2018 BOOK CIRCULATION										2018 CIRCULATION OF AUDIOVISUAL MATERIAL					Circulation of ICT Computers	
		Adults	Children	ICT only	Total	ADULTS			CHILDREN				TOTAL	Gate counts	CDs	Videos	DVDs	Audiobooks	Cassettes			
Total book circulation 2017						Afrikaans	English	isiXhosa	Non-fiction	Afrikaans	English	isiXhosa								Non-fiction	Periodicals	
Kayamandi	15493	1132	412	159	1703	618	305	248	2450	1305	2482	2874	2072	551	97472	0	8	85	0	529	5212	
Klapmuts	42535	1059	3162	45	4266	6972	447	26	550	16433	5085	75	969	233	58212	0	38	147	0	0	93	
Koelenhof	0	0	0	0	0	0	0	0	0	0	0	0	0	0	0	0	0	0	0	0	0	
Nagenaag Mini Library	3634	29	26	0	55	1224	0	4	32	845	482	46	78	319	3030	0	35	0	9	31	175	
Pebbles Mini Library	589	0	0	0	0	195	57	0	37	800	127	0	0	0	1216	0	0	0	0	0	0	
Pniel	16470	696	500	1	1197	5703	2310	5	898	4193	1833	184	697	871	16694	11092	131	58	574	0	155	1116
Stellenbosch	133744	7895	2053	773	10721	32231	24160	40	13513	29586	18116	362	5723	2016	125747	71598	261	36	392	1	1245	11805
<b>Total</b>	<b>31</b>	<b>17978</b>	<b>10038</b>	<b>1608</b>	<b>29624</b>	<b>86522</b>	<b>38652</b>	<b>668</b>	<b>26572</b>	<b>81278</b>	<b>40615</b>	<b>3897</b>	<b>15135</b>	<b>5555</b>	<b>298894</b>	<b>364450</b>	<b>831</b>	<b>1076</b>	<b>8180</b>	<b>10</b>	<b>2534</b>	<b>25687</b>
Draakenstein Maximum	6702	146	0	0	146	2072	2430	639	1084	0	0	0	0	275	6500	0	15	13	38	19	0	0
Draakenstein Medium A	5386	110	0	0	110	1981	1549	732	912	0	30	45	15	385	5649	0	0	0	0	0	0	0
Draakenstein Medium B	9341	331	0	0	331	3507	3210	1317	28	0	0	0	0	0	8062	0	0	0	0	0	0	0
Havequa	1057	49	0	0	49	434	349	182	125	12	0	2	15	0	1119	0	0	0	0	0	0	0
Paardeberg	3171	48	0	0	48	1043	727	452	431	0	0	0	0	0	2653	0	0	0	0	0	0	0
Voorberg Medium A	3359	70	0	0	70	2755	1260	70	420	0	0	281	134	0	4920	0	0	0	0	0	0	0
Voorberg Medium B	1071	194	0	0	194	1463	1667	1044	816	5	4	33	34	0	5066	0	0	0	0	0	0	0
Depots	7	30087	948	0	948	13255	11192	4436	3816	17	34	361	198	660	33969	0	15	13	38	19	0	0
<b>Grand total</b>	<b>38</b>	<b>1030547</b>	<b>78435</b>	<b>47667</b>	<b>128324</b>	<b>340012</b>	<b>137851</b>	<b>5606</b>	<b>70921</b>	<b>212920</b>	<b>103852</b>	<b>6370</b>	<b>34428</b>	<b>20205</b>	<b>932165</b>	<b>1440425</b>	<b>1945</b>	<b>2254</b>	<b>16632</b>	<b>44</b>	<b>5723</b>	<b>56484</b>

CONTROL AREA: WEST COAST PERIOD: JANUARY TO DECEMBER 2018

# 12. SWELLENDAM

LIBRARY		CONTROL AREA: CAPE WINELANDS AND OVERBERG										PERIOD: JANUARY TO DECEMBER 2018									
		2018 MEMBERSHIP				2018 BOOK CIRCULATION						TOTAL	Gate counts	2018 CIRCULATION OF AUDIOVISUAL MATERIAL							
		Total	Children	ICT only	Adults	Afrikaans	English	isiXhosa	Non-fiction	Afrikaans	English			isiXhosa	Non-fiction	Periodicals	CDs	Videos	DVDs	Audiobooks	Cassettes
<b>Langeberg</b>																					
Ashbury	4207	214	333	0	547	6722	246	7	557	9027	1535	29	328	139	18590	27486	0	0	0	0	2650
Ashton	33808	871	492	48	1411	17786	1437	0	1330	6557	1488	43	930	695	30266	42472	84	0	23	0	5147
Bonnevale	40225	2539	1194	10	3743	20400	4478	1	1013	5523	864	2	502	1257	34040	29222	7	41	105	0	3285
Happy Valley	11949	1053	1048	2	2103	3566	313	25	387	4592	734	26	288	161	10112	26468	1	0	13	0	7659
Klaarvoogds mini library	5435	57	173	0	230	631	4	0	54	2810	618	0	73	0	4190	0	0	0	0	0	175
Le Chasseur mini library (Wardsback)	2933	59	100	0	159	2426	1088	0	1109	2839	1671	0	517	950	10600	0	0	0	0	0	0
McGregor	10164	750	177	0	927	5680	912	0	365	2885	1181	0	308	132	11463	15643	0	0	51	0	1458
Middelrivier mini library	3274	59	100	0	159	1056	0	0	45	1955	307	0	93	161	3617	0	0	0	0	0	0
Montagu	42235	1739	293	0	2032	18721	14021	0	2888	4309	990	0	521	1546	42996	16148	205	2	218	0	1802
Mountainview	35592	1622	2406	0	4028	16762	845	0	934	10591	2848	68	690	737	33475	32931	9	0	70	0	2331
Nikubela	3510	182	181	9	372	366	81	85	227	351	791	745	202	89	2937	9321	4	0	5	0	5330
Robertson	119437	4037	1657	7	5701	43651	21992	75	10035	16400	8568	55	7280	4931	112787	59748	596	0	2302	0	4792
Sunnyside	18403	643	916	8	1567	9688	281	0	711	3291	434	1	150	599	15155	22625	2	0	55	0	3825
Wakkerstroom Oos mini library	2494	52	47	3	102	779	2	0	54	956	292	0	10	0	2083	0	0	0	0	0	161
Wakkerstroom Wes mini library	0	149	116	0	265	938	300	0	206	1648	712	0	173	12	3989	0	0	0	0	0	0
<b>Total</b>	<b>335761</b>	<b>14086</b>	<b>9289</b>	<b>95</b>	<b>23470</b>	<b>150227</b>	<b>46105</b>	<b>517</b>	<b>20305</b>	<b>73866</b>	<b>25086</b>	<b>1068</b>	<b>12098</b>	<b>11439</b>	<b>338711</b>	<b>306911</b>	<b>908</b>	<b>43</b>	<b>2842</b>	<b>0</b>	<b>41906</b>
<b>Cape Agulhas</b>																					
Bredasdorp	73868	5593	905	1	6499	32424	20174	11	6645	8357	3608	2	1221	3000	75642	69871	194	0	277	8	1415
Elim	11458	415	142	0	557	6876	375	0	336	2177	506	0	124	1014	11408	20797	14	0	333	0	0
Klipdale	2446	135	132	2	269	1185	432	0	179	936	170	1	55	86	3044	943	4	0	2	0	48
Napier	14536	435	130	83	648	7800	3578	0	1313	1264	324	0	81	638	14998	25929	0	0	143	0	217
Nuwerus	8122	144	182	18	344	2696	326	0	127	2218	865	1	90	354	6677	5812	0	0	0	0	399
Protien	2491	86	98	4	188	584	11	0	131	2178	129	9	35	41	318	3401	0	0	0	0	286
Struisbaai	27543	3097	489	0	3586	15792	5418	1	1202	4821	1101	39	715	1270	30359	57895	0	0	71	0	0

## 12. SWELLENDAM (continued)

LIBRARY		CONTROL AREA: CAPE WINELANDS AND OVERBERG										PERIOD: JANUARY TO DECEMBER 2018									
		2018 MEMBERSHIP				2018 BOOK CIRCULATION						TOTAL	Gate counts	2018 CIRCULATION OF AUDIOVISUAL MATERIAL					Circulation of ICT computers		
		Adults	Children	ICT only	Total	Afrikaans	English	isiXhosa	Non-fiction	Afrikaans	English			isiXhosa	Non-fiction	Periodicals	CDs	Videos		DVDs	Audiobooks
Waenhuiskrans	198	136	0	334	3078	73	0	588	2508	433	0	369	442	8570	0	0	73	0	0	17	
Welverdiend	1132	486	7	1625	14989	1288	10	838	5247	1215	5	440	472	42224	0	0	57	0	0	415	
<b>Total</b>	<b>11235</b>	<b>2700</b>	<b>115</b>	<b>14050</b>	<b>85424</b>	<b>31655</b>	<b>22</b>	<b>11359</b>	<b>29706</b>	<b>8551</b>	<b>57</b>	<b>3130</b>	<b>7317</b>	<b>235442</b>	<b>212</b>	<b>0</b>	<b>956</b>	<b>8</b>	<b>0</b>	<b>2797</b>	
<b>Swellendam</b>																					
Barrydale	489	347	0	836	9770	5153	0	2920	9746	2984	1	1113	2463	22366	10	0	692	0	0	27	
Buffeljags River	53	64	40	157	1296	38	0	183	2635	328	0	267	210	10925	0	0	28	0	0	688	
Malgas mini library	40	22	0	62	593	4	0	13	80	0	0	17	22	729	0	0	0	0	0	0	
Railton	314	359	391	1064	7313	290	15	366	10326	2957	521	363	222	45480	0	0	6	0	0	4039	
Suurbraak	180	154	18	352	4564	560	0	316	1813	620	0	116	216	8170	1	0	19	0	0	0	
Swellendam	1129	363	0	1492	33656	17819	13	4609	11941	4453	8	1710	2959	65829	107	3	265	0	0	0	
Vleiplaas mini library	1367	117	0	1484	2191	20	0	60	6190	2429	0	65	0	10955	0	0	0	0	0	0	
<b>Total</b>	<b>151801</b>	<b>1426</b>	<b>449</b>	<b>5447</b>	<b>59383</b>	<b>23884</b>	<b>28</b>	<b>8467</b>	<b>42731</b>	<b>13771</b>	<b>530</b>	<b>3651</b>	<b>6092</b>	<b>152770</b>	<b>118</b>	<b>3</b>	<b>1010</b>	<b>0</b>	<b>0</b>	<b>4754</b>	
Depots	0	0	0	0	0	0	0	0	0	0	0	0	0	0	0	0	0	0	0	0	
<b>Grand total</b>	<b>665465</b>	<b>28893</b>	<b>15415</b>	<b>42967</b>	<b>295034</b>	<b>101644</b>	<b>567</b>	<b>40131</b>	<b>146303</b>	<b>45408</b>	<b>1655</b>	<b>18879</b>	<b>24848</b>	<b>695123</b>	<b>1238</b>	<b>46</b>	<b>4808</b>	<b>8</b>	<b>0</b>	<b>49457</b>	

# 13. TYGERBERG

LIBRARY	CONTROL AREA: METROPOLE										PERIOD: JANUARY TO DECEMBER 2018											
	2018 MEMBERSHIP				2018 BOOK CIRCULATION						TOTAL	Gate counts	2018 CIRCULATION OF AUDIOVISUAL MATERIAL									
	Adults	Children	ICT only	Total	ADULTS			CHILDREN					CDs	Videos	DVDs	Audiobooks	Cassettes					
					Afrikaans	English	isiXhosa	Non-fiction	Afrikaans	English								isiXhosa	Non-fiction	Periodicals		
Total book circulation 2017	Adults	Children	ICT only	Total	Afrikaans	English	isiXhosa	Non-fiction	Afrikaans	English	isiXhosa	Non-fiction	Periodicals	TOTAL	Gate counts	CDs	Videos	DVDs	Audiobooks	Cassettes	Circulation of ICT Computers	
<b>Tygerberg</b>																						
Adriaan	59385	1824	1093	0	2917	16661	7133	0	3425	6084	8291	16	810	1583	44003	132979	260	34	4049	1	3	0
Belhar	31020	1134	570	0	1704	5466	5880	0	3852	2473	9134	4	1925	416	29150	63759	279	13	2478	1	0	0
Belville	395241	9640	1855	0	11495	80260	92844	161	49582	34772	67625	266	19867	5744	351121	350413	3689	47	14276	3570	27	0
Belville South	60156	1303	778	0	2081	22963	12348	0	4825	5698	9463	3	1916	2931	60147	71546	162	1	2467	0	0	0
Bishop Lavis	40434	1471	1279	0	2750	19227	10937	38	3168	6155	13465	102	1604	957	55653	112609	140	3	3263	0	0	0
Bonteheuwel	41528	1874	1615	0	3489	10669	9493	0	4226	3336	12204	45	2580	1850	44403	237010	389	330	5810	5	1	0
Bothsig	126913	2572	583	0	3155	20601	56430	0	12557	7136	26529	31	3692	2754	129730	134727	214	0	3738	76	3	0
Delft	39895	2431	959	0	3390	16068	10094	338	6433	4290	10465	695	2384	638	51405	197426	88	0	3392	0	0	0
Delft South	18010	1653	475	0	2128	6238	2449	329	2809	2303	5409	1482	1126	1499	23644	109839	265	22	1312	0	0	0
Durbanville	470906	7773	3091	0	10864	70996	109542	85	34316	79612	87326	214	24015	5209	411315	152041	1112	57	6942	570	10	0
Edgemead	229968	3488	1176	0	4864	21674	74086	0	14858	13355	56073	34	8097	5608	193785	81304	350	0	4071	119	1	0
Elsies River	47081	1577	1201	0	2778	15220	8408	1	3834	5730	9338	3	1447	1540	45521	94145	366	11	1616	0	1	0
Fisantekraal	18567	1021	538	0	1559	6102	728	281	1322	3975	4904	2530	979	565	21386	120326	299	125	2439	0	0	0
Goodwood	191405	4785	1194	0	5979	39957	44758	26	12480	5811	18557	33	4384	2737	128143	70286	225	214	3371	101	5	0
Harare Square	13161	1785	676	0	2461	116	1877	553	2809	207	5083	1490	924	782	13841	144858	185	4	503	0	0	0
Huguenot Square	27617	1192	700	0	1892	19346	6255	0	2458	5490	7954	13	1158	1183	43857	102975	143	21	797	8	1	0
Khayellisha	10100	2019	505	0	2524	15	1782	943	1841	222	3473	2370	458	427	11531	100641	204	30	1537	10	0	0
Kulani	7607	1124	886	0	2010	6	1008	297	1306	185	2104	762	516	213	6397	68232	12	1	203	0	0	0
Kuyasa	28078	3051	925	0	3976	39	2128	545	4420	257	4187	1100	1525	1194	15395	185356	552	0	923	3	0	0
Leonsdale	21138	649	491	0	1140	9484	4310	0	1841	3905	5112	2	870	626	26150	105432	36	72	2997	8	4	0
Masakhane	25653	1658	263	0	1921	93	1030	382	1988	389	2301	641	268	606	7698	119969	30	2	267	0	0	0
Mfuleni	14133	1893	620	0	2513	2179	1946	536	5232	737	3908	1452	844	290	17124	129277	173	11	1021	0	0	0
Moses Mabhida	8299	2100	925	0	3025	128	975	626	2647	238	3341	1907	1350	271	11483	163779	9	0	192	0	0	0
Nazeema Isaacs	31189	1296	585	0	1881	22	1692	654	2790	477	4216	2536	2109	230	14726	101134	17	2	261	1	0	0
Parow	219989	4884	1400	0	6084	73204	48649	27	14790	15708	30799	95	6586	4888	194746	152115	558	99	5686	100	1	0
Ravensmead	52738	1446	950	0	2396	17283	9007	0	2716	4053	9494	2	1911	1902	46368	86733	150	0	2311	0	1	0
Tyger Valley	225244	5200	1222	0	6422	45668	60340	0	15266	3785	37276	39	9941	5038	211553	54334	2	23	652	11	0	0



### 13. TYGERBERG (continued)

LIBRARY		CONTROL AREA: METROPOLE										PERIOD: JANUARY TO DECEMBER 2018											
		2018 MEMBERSHIP				2018 BOOK CIRCULATION						2018 CIRCULATION OF AUDIOVISUAL MATERIAL											
LIBRARY	2017 Total book circulation	Adults	Children	ICT only	Total	ADULTS			CHILDREN			Periodicals	TOTAL	Gate counts	CDs	Videos	DVDs	Audiobooks	Cassettes	Circulation of ICT computers			
						Afrikaans	English	isiXhosa	Non-fiction	Afrikaans	English										isiXhosa	Non-fiction	English
Vaihalla Park	36686	984	793	0	1777	8308	6377	0	2303	4329	6887	10	787	903	29904	60576	58	5	1243	0	0	0	
<b>Total</b>	<b>2491141</b>	<b>71627</b>	<b>27348</b>	<b>0</b>	<b>98975</b>	<b>527593</b>	<b>592506</b>	<b>5822</b>	<b>220084</b>	<b>254712</b>	<b>464918</b>	<b>17877</b>	<b>104073</b>	<b>52584</b>	<b>2239979</b>	<b>3503821</b>	<b>9967</b>	<b>1127</b>	<b>77817</b>	<b>4584</b>	<b>58</b>	<b>0</b>	
Goodwood Correctional Service	0	0	0	0	0	0	0	0	0	0	0	0	0	0	0	0	0	0	0	0	0	0	
Hospital Street	3764	225	0	0	225	701	1121	0	702	214	322	0	89	359	3508	0	46	4	23	18	1	0	0
Depots	3764	225	0	0	225	701	1121	0	702	214	322	0	89	359	3508	0	46	4	23	18	1	0	0
<b>Grand total</b>	<b>2494905</b>	<b>71852</b>	<b>27348</b>	<b>0</b>	<b>99200</b>	<b>528094</b>	<b>593627</b>	<b>5822</b>	<b>220796</b>	<b>254926</b>	<b>465240</b>	<b>17877</b>	<b>104162</b>	<b>52943</b>	<b>2243487</b>	<b>3503821</b>	<b>10013</b>	<b>1131</b>	<b>77840</b>	<b>4602</b>	<b>59</b>	<b>0</b>	<b>0</b>



# 15. WORCESTER

LIBRARY		CONTROL AREA: CAPE WINELANDS AND OVERBERG										PERIOD: JANUARY TO DECEMBER 2018								
		2018 MEMBERSHIP				2018 BOOK CIRCULATION						TOTAL	Gate counts	2018 CIRCULATION OF AUDIOVISUAL MATERIAL						
Total book circulation 2017		Adults	Children	ICT only	Total	ADULTS			CHILDREN					Periodicals	CDs	Videos	DVDs	Audiobooks	Cassettes	Circulation of ICT Computers
		Afrikaans	English	isiXhosa	Non-fiction	Afrikaans	English	isiXhosa	Non-fiction	English	isiXhosa	Non-fiction								
<b>Breede Valley</b>																				
Avian Park	28298	398	677	379	1454	1151	492	9	798	5911	1671	135	544	197	46894	0	0	0	0	1755
De Doorns	34770	1847	1578	400	3825	13888	1269	159	1489	8747	3207	761	762	452	18732	5	0	75	0	1792
Esselen	24216	3822	623	184	4629	21937	2124	0	851	3724	1360	2	236	475	24797	16	0	2	0	1175
Goudini	28666	1460	567	191	2218	14885	3276	9	907	6393	1712	12	394	472	10628	22	0	28	0	662
Steenvliet	15188	480	689	178	1347	6478	321	0	356	5986	1220	0	223	274	11472	0	0	0	0	1608
Touwsrivier	2771	862	679	156	1697	13300	2004	0	1434	8059	1492	9	972	1464	39560	26	0	99	0	788
Worcester	161998	10027	4755	1281	16063	57287	16480	10	5160	21476	11822	33	3603	2144	118581	20	0	38	0	3337
Zwielatamba	5540	1292	1104	321	2717	749	363	267	526	392	1019	681	97	121	23541	0	0	0	0	4458
Fairhills	1822	77	267	0	344	352	40	0	48	1289	203	1	95	0	1723	0	0	2	0	125
Hexvallei	3550	164	315	1	480	480	20	1	46	956	200	12	12	81	1808	0	0	0	0	289
Overhex	843	46	23	0	69	333	2	0	23	888	205	0	12	5	1468	0	0	0	0	0
Sandhills	4599	395	442	4	841	1381	21	2	82	2986	964	134	115	242	5927	0	0	0	0	113
Slanghoek	3397	24	218	5	247	512	9	0	32	2988	533	21	191	0	4286	18	0	0	0	157
<b>Total</b>	<b>340058</b>	<b>20894</b>	<b>11937</b>	<b>3100</b>	<b>35931</b>	<b>142893</b>	<b>26421</b>	<b>457</b>	<b>1752</b>	<b>69795</b>	<b>25608</b>	<b>1801</b>	<b>7256</b>	<b>5927</b>	<b>313026</b>	<b>107</b>	<b>0</b>	<b>244</b>	<b>0</b>	<b>16259</b>
<b>Witzenberg</b>																				
Bella Vista	13839	1563	2301	0	3864	10167	308	0	395	3306	767	0	294	2	15239	0	0	6	0	0
Ceres	68045	3948	3695	207	7750	31071	11748	5	3236	25784	10611	60	3281	1941	142122	114	0	1012	0	1827
Montana	14153	1731	1588	68	3387	13443	398	0	383	5859	1358	2	264	684	18481	0	0	0	0	569
Nduli	6500	599	718	0	1317	1545	1054	998	764	1487	1295	1281	253	78	8755	0	0	0	0	0
Rietvallei	21060	723	1141	0	1864	18700	1273	0	656	5848	1269	2	792	559	29099	4	0	2	0	380
Tulbagh	15077	2149	2294	3	4446	13507	1477	85	953	2994	949	221	934	164	21284	0	0	101	0	1345
Witzensville	14331	407	552	0	959	15278	284	0	566	6066	2129	8	372	164	24867	0	0	0	0	1028
Wolsley	16530	1056	961	0	2017	19275	2553	145	1223	4060	975	284	486	413	29414	26	0	286	0	656
Op die Berg	11020	634	750	0	1384	6899	189	18	436	4658	1098	78	240	531	14147	0	0	0	0	1843
Prins Alfred Hamlet	15209	510	608	240	1358	15337	839	35	480	3840	1388	112	276	558	22865	0	0	0	0	217
Laaste Drift	5516	47	166	0	213	591	19	0	62	3713	310	0	189	0	4884	0	0	0	0	0
Witzen Valley	0	0	0	0	0	0	0	0	0	0	0	0	0	0	0	0	0	0	0	0
<b>Total</b>	<b>201280</b>	<b>13267</b>	<b>14774</b>	<b>518</b>	<b>28559</b>	<b>145813</b>	<b>20142</b>	<b>1286</b>	<b>9154</b>	<b>67615</b>	<b>22149</b>	<b>2048</b>	<b>7381</b>	<b>5094</b>	<b>449767</b>	<b>144</b>	<b>0</b>	<b>1407</b>	<b>0</b>	<b>9765</b>

## 15. WORCESTER (continued)

LIBRARY		CONTROL AREA: CAPE WINELANDS AND OVERBERG										PERIOD: JANUARY TO DECEMBER 2018								
		2018 MEMBERSHIP				2018 BOOK CIRCULATION						2018 CIRCULATION OF AUDIOVISUAL MATERIAL								
Total book circulation 2017	Adults	Children	ICT only	Total	ADULTS			CHILDREN			Periodicals	TOTAL	Gate counts	CDs	Videos	DVDs	Audiobooks	Cassettes	Circulation of ICT Computers	
					Afrikaans	English	isiXhosa	Non-fiction	Afrikaans	English										isiXhosa
Branchvllei Max Cor.Ser.	76	0	0	76	929	1161	624	908	8	17	6	50	0	3703	0	0	0	0	0	
Branchvllei Med Cor.Ser.	60	0	0	60	747	679	343	428	55	62	15	17	0	2346	0	0	0	0	0	
Branchvllei Youth Cor. Ser.	102	0	0	102	1772	1296	901	1204	378	308	293	1384	340	7876	80	0	0	0	0	
De la Bat	114	226	0	340	7174	1586	0	2666	7210	2832	0	4009	0	25477	0	0	0	0	0	
Obliqua Cor. Ser	129	0	0	129	3015	921	1208	1093	325	42	14	1826	0	8444	0	0	0	0	0	
Pionier Braille	404	280	0	684	2236	656	0	180	2540	1097	0	693	0	7402	0	0	0	0	0	
Depots	885	506	0	1391	15873	6299	3076	6479	10516	4358	328	7979	340	5248	80	0	0	0	0	
Grand total	35046	27217	3618	65881	304579	52862	4819	27385	147926	52115	4177	22616	11361	627840	762873	251	1651	0	2	26024











---

[www.westerncape.gov.za/library](http://www.westerncape.gov.za/library)



**Western Cape  
Government**

Cultural Affairs and Sport